

THE COMPLETE **HIGH SCHOOL** STUDY GUIDE




EVERYTHING
YOU NEED TO ACE
GEOMETRY
IN ONE BIG FAT
NOTEBOOK


From the
BRAINS
behind
BRAIN
QUEST!



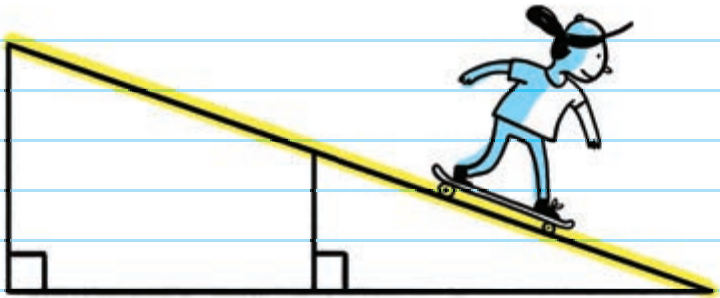
Notes borrowed from the **SMARTEST KID** in the **CLASS**
(Double-checked by an **AWARD-WINNING** teacher)







GEOMETRY



Copyright © 2020 by Workman Publishing Co., Inc.

By purchasing this workbook, the buyer is permitted to reproduce pages for classroom use only, but not for commercial resale. Please contact the publisher for permission to reproduce pages for an entire school or school district. With the exception of the above, no portion of this book may be reproduced—mechanically, electronically, or by any other means, including photocopying—without written permission of the publisher.

Library of Congress Cataloging-in-Publication Data is available.

ISBN 978-1-5235-0437-4

Writer: Christy Needham Illustrator: Kim Ku

Reviewer: Kristen Drury

Designer: Jessie Gang and Olivia Kane

Concept by Raquel Jaramillo

Workman books are available at special discounts when purchased in bulk for premiums and sales promotions, as well as for fund-raising or educational use.

Special editions or book excerpts can also be created to specification.

For details, contact the Special Sales Director at the address below

or send an email to specialmarkets@workman.com.

Workman Publishing Co., Inc.

225 Varick Street

New York, NY 10014-4381

workman.com

WORKMAN, BRAIN QUEST, and BIG FAT NOTE-BOOK are registered trademarks of Workman Publishing Co., Inc.

Printed in Thailand

First printing September 2020

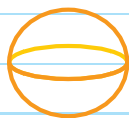
10 9 8 7 6 5 4 3 2 1

THE COMPLETE HIGH SCHOOL STUDY GUIDE



EVERYTHING
YOU NEED TO ACE

GEOMETRY




IN ONE BIG FAT
NOTEBOOK

WORKMAN PUBLISHING
NEW YORK

EVERYTHING YOU NEED TO ACE

GEOMETRY



This notebook is designed to support you as you work through the major areas of geometry. Consider these the notes taken by the smartest person in your geometry class. The one who seems to "get" everything and who takes clear, understandable, accurate notes.

Within these chapters you'll find important concepts presented in an accessible, relatable way. Plane and solid geometry, congruence, proofs, transformations, and coordinate geometry are all presented in a language you can easily understand. It's geometry for the regular kid.

Notes are presented in an organized way:

- Important vocabulary words are highlighted in **YELLOW**.
- All vocabulary words are clearly defined.
- Related terms and concepts are written in **BLUE PEN**.
- Examples and calculations are clearly stepped out and supported by explanations, illustrations, and charts.


If you want a fun, easy-to-understand resource to use as a companion to your textbook, and you're not so great at taking notes in class, this notebook will help. It hits all the major points you'll learn in geometry.

CONTENTS

UNIT 1:

BASICS OF GEOMETRY 1

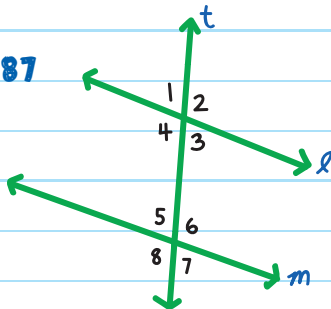
1. Points, Lines, and Planes 2
2. Angles 17
3. Angle Pairs 27
4. Constructions 41
5. Logic and Reasoning 53
6. Geometric Proofs 69



UNIT 2:

PARALLEL LINES 87

7. Parallel Lines and Transversals 88
8. Proving Special Angle Pairs 99
9. Proving Lines Parallel 109



UNIT 3:

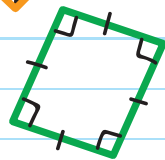
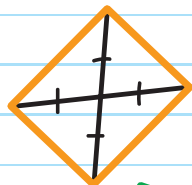
TRIANGLES AND CONGRUENCE 119

10. Types of Triangles 120
11. Interior and Exterior Angles 129
12. Side-Side-Side and
Side-Angle-Side Congruence 139
13. Angle-Side-Angle and
Angle-Angle-Side Congruence 153
14. Triangle Bisectors 163
15. Triangle Inequalities 177



UNIT 4: QUADRILATERALS AND POLYGONS 185

16. Parallelograms 186
17. Rhombuses, Rectangles, and Squares 197
18. Trapezoids and Kites 209
19. Angle Measures in Polygons 219



UNIT 5:

GEOMETRIC TRANSFORMATIONS 229


20. Reflections **230**

21. Translations **243**

22. Rotations **251**

23. Compositions **265**

24. Congruence **279**



UNIT 6:

SIMILARITY 285

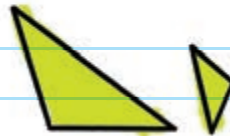
25. Ratio and Proportion **286**

26. Dilations **295**

27. Similar Figures **310**

28. Similar Triangles **319**

29. Proportions in Triangles **329**



UNIT 7:

RIGHT TRIANGLES AND TRIGONOMETRY 339

30. Slope and Linear Equations 340

31. The Pythagorean Theorem 355

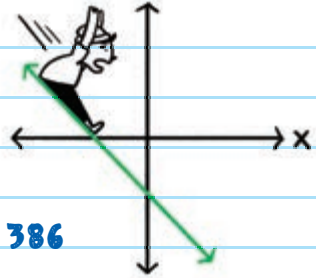
32. Midpoint and Distance
Formulas 363

33. Coordinate Triangle
Proofs 373

34. Coordinate Quadrilateral Proofs 386

35. Trigonometric Ratios 400

36. Laws of Sines and Cosines 409



UNIT 8:

CIRCLES 417

37. Circle Fundamentals 418

38. Central Angles and Arcs 430

39. Radians 442

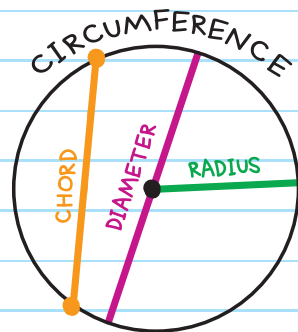
40. Arcs and Chords 447

41. Inscribed Angles 455

42. Tangents 463

43. Secants 471


44. Equations of Circles 477



UNIT 9:

AREA 489

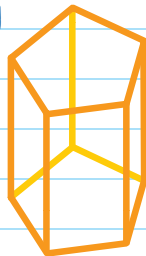
- 45. Areas of Parallelograms and Triangles 490
- 46. Areas of Other Polygons 499
- 47. Areas of Circles and Sectors 511
- 48. Areas of Composite Figures 519



UNIT 10:

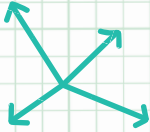

SURFACE AREA AND VOLUME 531

- 49. Surface Areas of Prisms and Cylinders 532
- 50. Surface Areas of Pyramids and Cones 545
- 51. Volumes of Prisms and Cylinders 557
- 52. Volumes of Pyramids and Cones 569
- 53. Surface Area and Volume of Spheres 579
- 54. Volumes of Composite Figures 589
- 55. Solids of Revolution 599



PERFECT, LET'S
GET STARTED.

Unit



Basics of Geometry


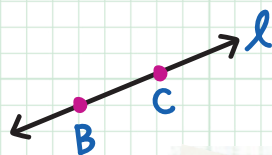
A collection of geometric diagrams enclosed in a yellow dashed border. The diagrams include: a red arrow pointing left and up; a pink triangle with three interior angles marked with arcs; an orange angle with two rays and a central vertex marked with an arc; and a blue X-shaped diagram with arrows at the ends.

Chapter 1

POINTS, LINES, AND PLANES

Geometry is the branch of mathematics that is the study of shapes, lines, angles, and space and the relationship between them. An example of geometry is the calculation of a quadrilateral's angles.

Here are some key concepts and basic terms used in geometry:

TERM AND DEFINITION	SYMBOL	EXAMPLE
POINT: indicates a location	The name of the point. For example, A	
LINE: a straight path extending infinitely in opposite directions	A horizontal arrow above two points on the line. \overleftrightarrow{BC} , \overleftrightarrow{CB} , or l	

TERM AND DEFINITION

SYMBOL

EXAMPLE

LINE SEGMENT:

part of a line with two endpoints

A horizontal bar above two points on the line.

\overline{AB} or \overline{BA}

length: AB



RAY: part of a line that starts at a point and extends infinitely in one direction

A horizontal arrow that extends in one direction.

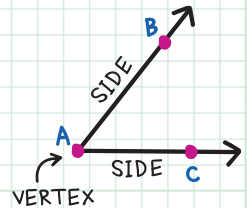
\overrightarrow{GH}



VERTEX: the point of intersection of two or more line segments, rays, or lines

The name of the angle that forms the vertex.

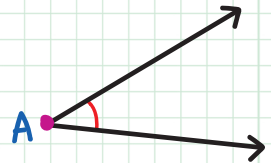
A



ANGLE: formed by two rays with the same endpoint, the vertex

$\angle A$, $\angle BAC$,

or $\angle CAB$



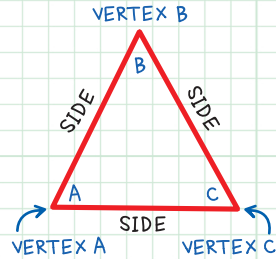
TERM AND DEFINITION

SYMBOL

EXAMPLE

TRIANGLE: shape with three sides and three vertices

$\triangle ABC$ (or \triangle symbol followed by any combination of the letters **A**, **B**, and **C**)




PARALLEL LINES:

lines that are always the same distance apart. They NEVER meet.

written as:

$l \parallel m$

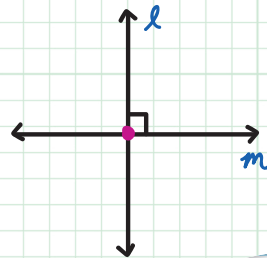


PERPENDICULAR

LINES: lines that intersect to form four right angles

written as:

$l \perp m$

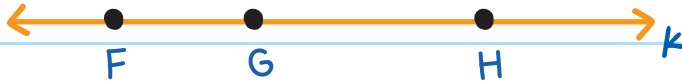


LINES

A **LINE** is straight, has no width, and extends infinitely in opposite directions. It is **ONE-DIMENSIONAL**, or flat.

Name a line by listing:

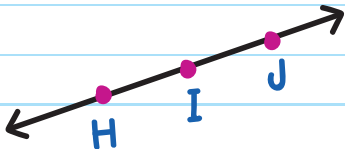
1. any two points on the line with a double-sided arrow above them; or
2. using the lowercase italicized letter next to the arrow (if it has one).




This line can be named: \overleftrightarrow{FG} , \overleftrightarrow{GF} , \overleftrightarrow{GH} , \overleftrightarrow{HG} , \overleftrightarrow{FH} , \overleftrightarrow{HF} , or k .

COLLINEAR points lie on the same line.

 sharing line



Points **H**, **I**, and **J** are collinear.



Points **D**, **E**, and **F** are not collinear. (The points are not on the same line. A line is straight.) These are two rays.

PLANES

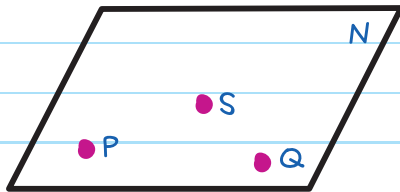
Plane geometry deals with "flat" shapes such as squares and triangles. Flat shapes are **TWO-DIMENSIONAL**, or 2-D.

A **PLANE** is a flat surface (two-dimensional) that extends infinitely in all directions.

To name a plane,

1. use a capital letter on the plane; or

2. any three points on the plane (in any order).



as long as the points do not form a straight line.

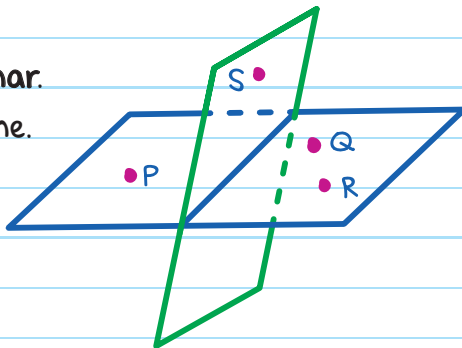
This plane can be named **PSQ**, **PQS**, **SPQ**, **SQP**, **QPS**, **QSP**, or plane **N** (capital letter with no point).

COPLANAR points lie on the same plane.


sharing plane

Points **P**, **Q**, and **R** are coplanar.
They lie on the horizontal plane.

Point **S** is not coplanar to **P**, **Q**, and **R**, because it lies on a different (vertical) plane.



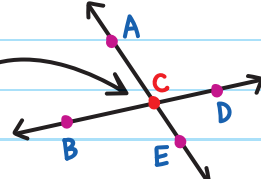
INTERSECTION OF LINES AND PLANES

INTERSECT

to pass through or lie across each other.

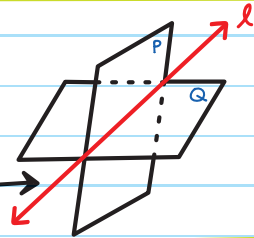
Two lines **INTERSECT** at a point.

intersection: point C



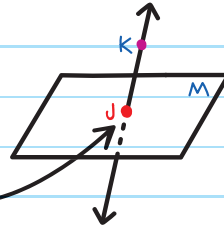
Two planes intersect along a line.

intersection: line l

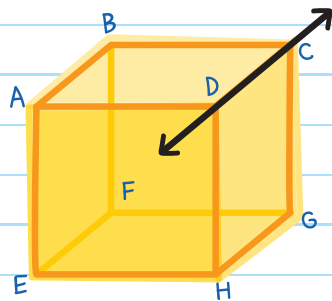


A plane and a line intersect at a point.

intersection: point J



The cube shows six planes.
The intersection of plane ABD
and plane DHG is \overleftrightarrow{DC} .



POSTULATES AND THEOREMS

Proofs are used to communicate mathematical ideas. They are logical reasons used to confirm an idea. Postulates and theorems are used to support proofs.

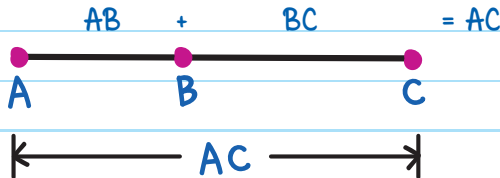
A **POSTULATE** is a statement that is accepted as fact, without proof. A **THEOREM** is a statement that has been proven to be true using other theorems, definitions, or postulates.

LINE SEGMENT POSTULATE

Not all postulates have names.

SEGMENT ADDITION POSTULATE

If B is a point on line segment \overline{AC} , then $AB + BC = AC$.



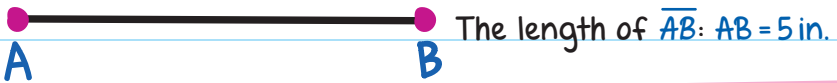
Add the lengths of the smaller segments to find the length of the entire segment.

Note:

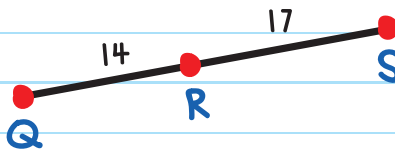
The bar makes
all the difference!

bar \overline{AB} name of the line segment

no bar AB length of the line segment



EXAMPLE: If R is between Q and S , $QR = 14$, and $RS = 17$, find the length of QS .

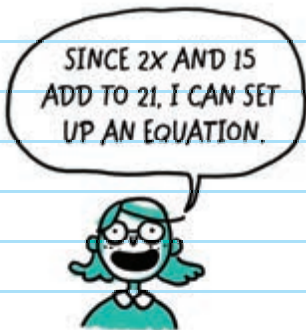
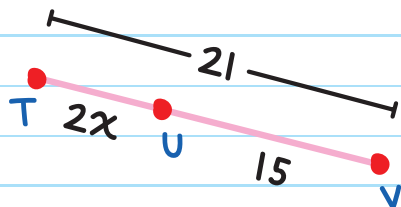


$$QS = QR + RS$$

$$QS = 14 + 17 = 31$$



EXAMPLE: If U is between T and V , $TV = 21$, $TU = 2x$, and $UV = 15$, find the value of x .



$$TU + UV = TV$$

$$2x + 15 = 21$$

$$2x + 15 - 15 = 21 - 15$$

$$2x = 6$$

Substitute.

Subtract 15 from both sides.

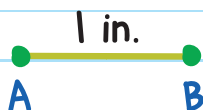
$$\frac{2x6}{22}$$

Divide both sides by 2.

$$x = 3$$

Congruent Line Segments

Two line segments are **CONGRUENT** if they have the same length.



\overline{AB} is congruent to \overline{CD} .

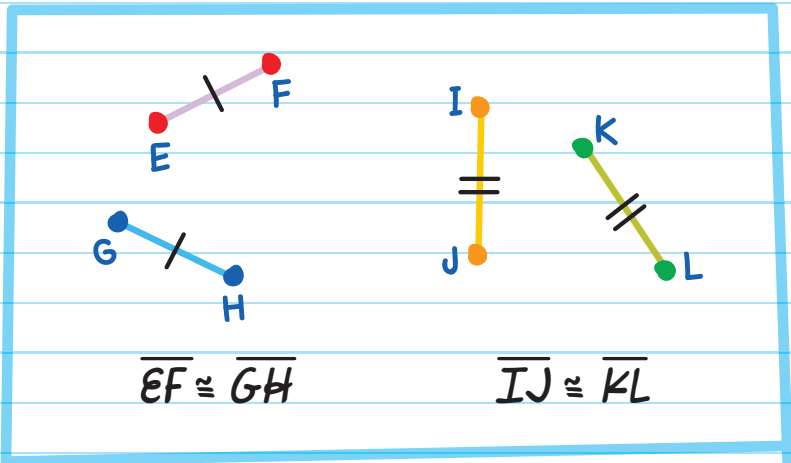
Use a **CONGRUENCE STATEMENT** to show that line segments are congruent:

$\overline{AB} \cong \overline{CD}$

is the symbol for congruence

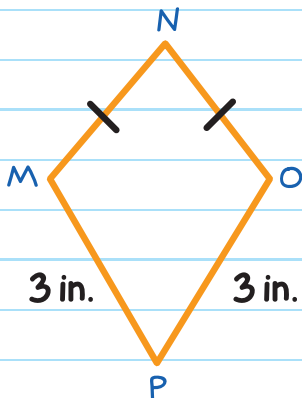
$\overline{AB} \cong \overline{CD}$ is read as "line segment AB is congruent to line segment CD ."

TICK MARKS (i) are sometimes used to show that line segments are congruent. The same number of tick marks shows which segments are congruent to each other.



EXAMPLE: Which of the line segments are congruent in the figure?

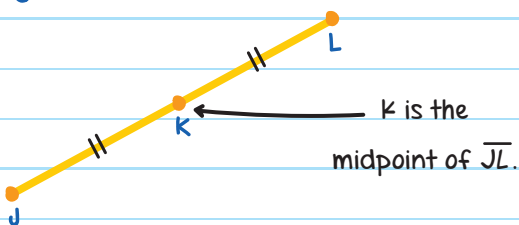
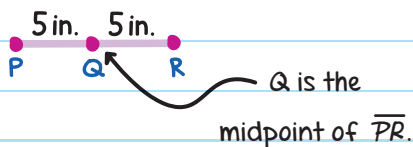
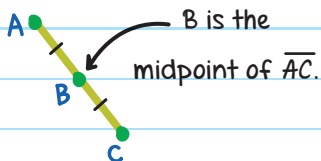
This figure is made of four line segments: \overline{MN} , \overline{NO} , \overline{OP} , and \overline{PM} . The tick marks on \overline{MN} and \overline{NO} show that they are congruent.



Length MP is equal to length PO , so \overline{MP} is congruent to \overline{PO} . Therefore, $\overline{MN} \cong \overline{NO}$ and $\overline{MP} \cong \overline{PO}$.

SEGMENT BISECTORS


The **MIDPOINT** of a line segment is the halfway point; it divides the line segment into two congruent segments.



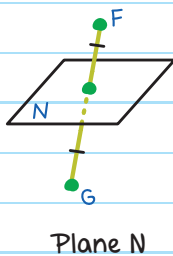
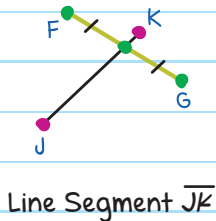
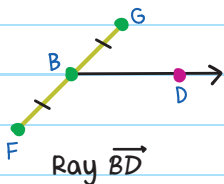
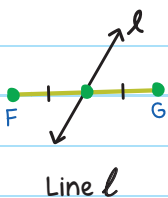
A **SEGMENT BISECTOR**

is a line, ray, segment, or plane that passes through a segment at its midpoint (bisects it).

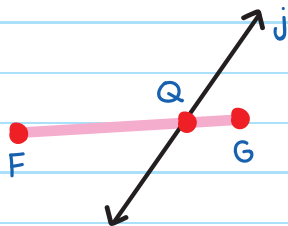
Bisect means "to divide into two equal parts." The measure of each congruent segment is one-half the measure of the original segment.




Examples of segment bisectors of \overline{FG} :



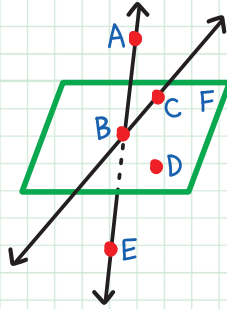
Line j is not a segment bisector of \overline{FG} because it does not bisect \overline{FG} at its midpoint.





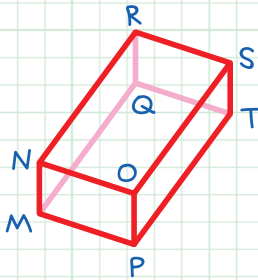
CHECK YOUR KNOWLEDGE

For questions 1-4, use this figure.



1. Name three collinear points.
2. Name three coplanar points.
3. Name the intersection of line \overleftrightarrow{AE} and plane F.
4. What are the other six names for plane F?

For questions 5 and 6, use this figure.

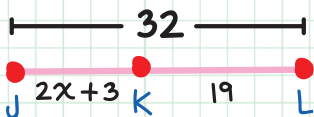


5. How many planes are shown in the figure?
6. What is the intersection of plane MPT and plane MNR?
7. What is the Segment Addition Postulate?

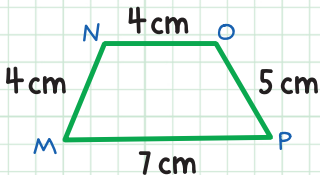
8. Find the length of segment \overline{GI} .



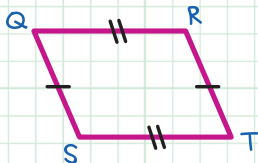
9. Find the value of x .



10. Write a congruence statement for the congruent segments in the figure below.



11. Write congruence statements for the congruent segments in the figure below.



12. What is a segment bisector?

CHECK YOUR ANSWERS

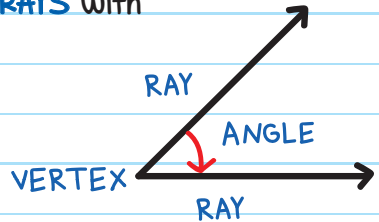


1. A, B, and E
2. B, C, and D
3. Point B
4. Planes BCD, BDC, CDB, CBD, DBC, DCB
5. Six
6. Line \overleftrightarrow{MQ}
7. If B is between A and C, then $AB + BC = AC$.
8. $GI = 57$
9. $JL = JK + KL$; $32 = 2x + 3 + 19$; $32 = 2x + 22$; $2x = 10$; $x = 5$
10. $\overline{MN} \cong \overline{NO}$
11. $\overline{QS} \cong \overline{RT}$ and $\overline{QR} \cong \overline{ST}$
12. A segment bisector is a line, ray, segment, or plane that passes through a segment at its midpoint.

Chapter 2

ANGLES

An **ANGLE** (\sphericalangle) is formed by two **RAY**s with a common **ENDPOINT**.

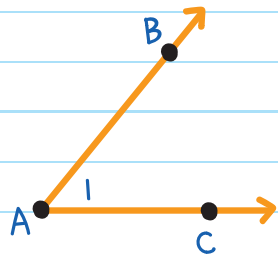


Name an angle in three ways:

1. the vertex: $\sphericalangle A$

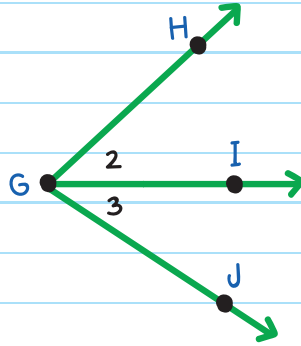
2. three points, with the vertex in the middle: $\sphericalangle BAC$ or $\sphericalangle CAB$

3. the number inside the angle: $\sphericalangle 1$

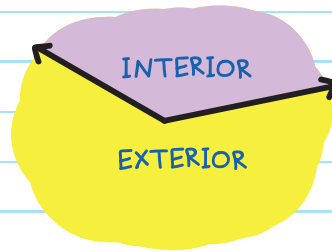
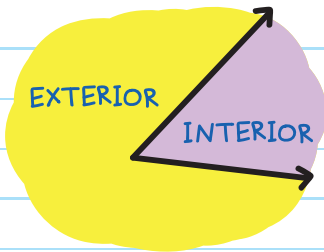


If two or more angles share the same vertex, you cannot name the angles using only the vertex.

This figure shows three angles: $\angle HGJ$, $\angle 2$, and $\angle 3$. Each angle has G as its vertex. DO NOT use $\angle G$ as a name for any of the angles, since it would not be clear which angle you're referring to.



The space around an angle can be classified as interior or exterior.



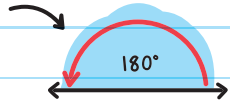
ANGLE MEASURE

The **MEASURE** of $\angle A$ (the size of the angle) is written as $m\angle A$.

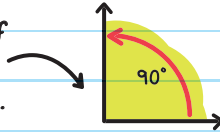
We use **DEGREES** ($^\circ$) to measure the size of an angle. There are 360° in a circle.

Basic angles:

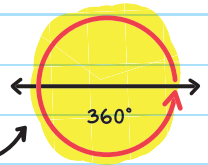
A 180° angle is a half rotation in a circle. It forms a straight line.



A 90° angle is a quarter of a rotation in a circle. It is also known as a right angle.



A 360° angle is a complete rotation in a circle.



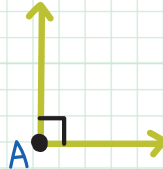
TYPES OF ANGLES

ANGLE(S)

DEFINITION
AND EXAMPLES

RIGHT
ANGLE

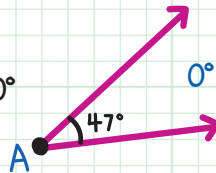
Measures
exactly 90°



$$m\angle A = 90^\circ$$

ACUTE
ANGLE

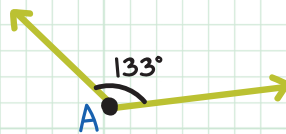
Measures
greater than 0°
but less than 90°



$$0^\circ < m\angle A < 90^\circ$$

OBTUSE
ANGLE

Measures
greater than 90°
but less than 180°



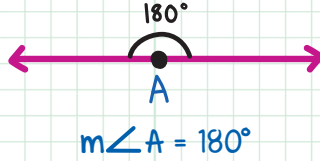
$$90^\circ < m\angle A < 180^\circ$$

ANGLE(S)

DEFINITION AND EXAMPLES

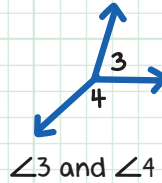
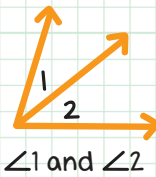
STRAIGHT ANGLE
(straight line)

Measures exactly 180°

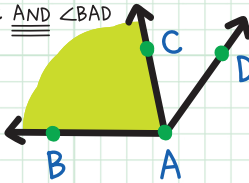


ADJACENT ANGLES

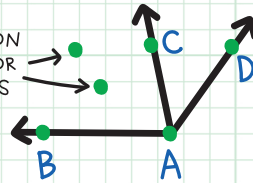
Angles that lie in the same plane, have a common (the same) vertex, share a common side, and have no common interior points.



INTERIOR OF $\angle BAC$ AND $\angle BAD$



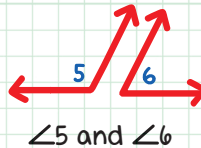
COMMON INTERIOR POINTS



NON-ADJACENT ANGLES

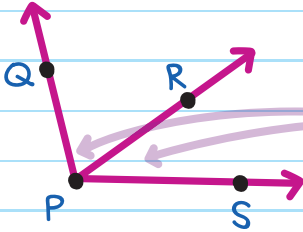
Angles that do not have a vertex or a side in common.

$\angle 5$ and $\angle 6$ do not share a vertex or a common side.



ANGLE ADDITION POSTULATE

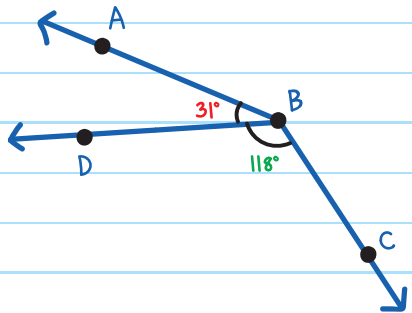
If point R is in the interior of $\angle QPS$, then
 $m\angle QPR + m\angle RPS = m\angle QPS$.



Add the measures of the smaller angles to find the measure of the larger angle.

EXAMPLE: Find $m\angle ABC$.

$$m\angle ABD + m\angle DBC = m\angle ABC$$



$$31^\circ + 118^\circ = m\angle ABC$$

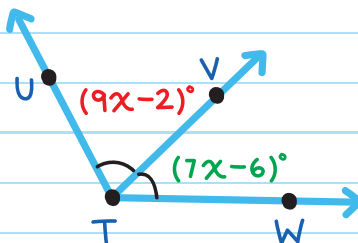
$$m\angle ABC = 149^\circ$$

Substitute.

Add.

EXAMPLE: $m\angle UTW = 120^\circ$. Find the value of x .

$$m\angle UTV + m\angle VTW = m\angle UTW$$



$$(9x - 2)^\circ + (7x - 6)^\circ = 120^\circ$$

Substitute.

$$16x - 8 = 120$$

Simplify.

$$16x - \cancel{8} + \cancel{8} = 120 + 8$$

Add 8 to both sides.

$$16x = 128$$

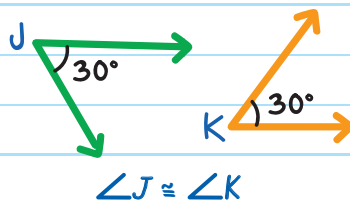
$$\frac{16x}{\cancel{16}} = \frac{128}{\cancel{16}}$$

Divide both sides by 16.

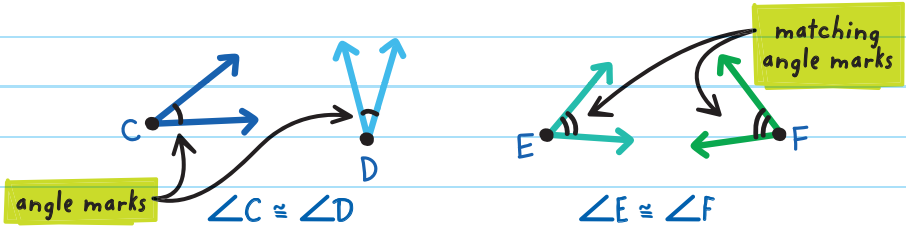
$$x = 8$$

CONGRUENT ANGLES

Two angles are **CONGRUENT** if their angle measures are equal.



Note: We can use matching angle marks to show that angles are congruent.



EXAMPLE: Is $\angle HGI \cong \angle LGJ$?

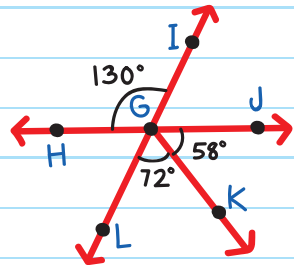
$$\begin{aligned} m\angle LGJ &= 72^\circ + 58^\circ \\ &= 130^\circ \end{aligned}$$


Since $\angle HGI$ and $\angle LGJ$ both measure 130° , they are congruent.

$$\angle HGI \cong \angle LGJ$$



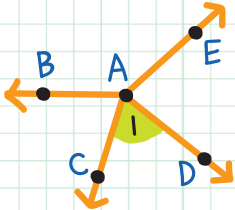
DO $\angle HGI$ AND $\angle LGJ$ HAVE THE SAME MEASURE?





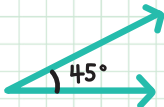
CHECK YOUR KNOWLEDGE

1. Give the three names for the shaded angle.

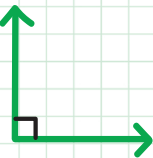


For questions 2-5, classify the angles as *right*, *acute*, *obtuse*, or *straight*.

2.



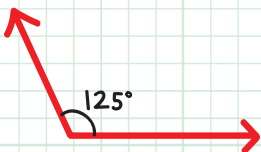
3.



4.

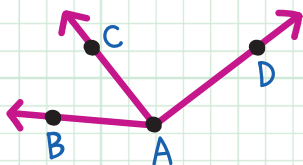


5.

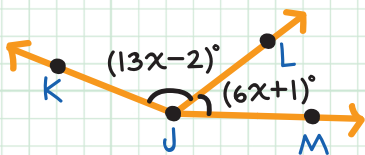


6. Complete the following statement:

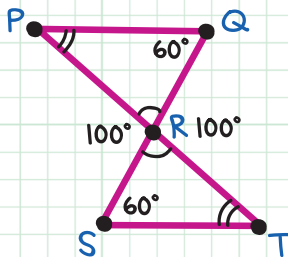
$$m\angle BAC + m\angle CAD = m \underline{\hspace{2cm}}$$



7. Given $m\angle KJM = 170^\circ$, find the value of x .



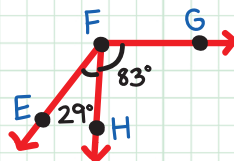
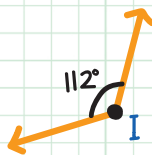
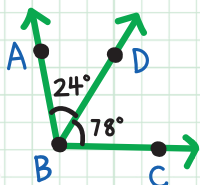
For questions 8 and 9, use the figure below.



8. $\angle RPQ \cong \underline{\hspace{2cm}}$

9. $\angle PRS \cong \underline{\hspace{2cm}}$

10. Name the pair of congruent angles in the figure below.



CHECK YOUR ANSWERS



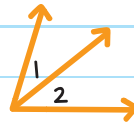
1. $\angle 1$, $\angle CAD$, or $\angle DAC$
2. acute
3. right
4. straight
5. obtuse
6. $\angle BAD$
7. $m\angle KJM = m\angle KJL + m\angle LJM$; $170 = (13x - 2) + (6x + 1)$;
 $170 = 19x - 1$; $171 = 19x$; $x = 9$
8. $\angle RTS$ (or $\angle STR$)
9. $\angle QRT$ (or $\angle TRQ$)
10. $\angle I \cong \angle EFG$

Chapter 3

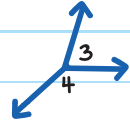
ANGLE PAIRS

Two angles can be related to each other by their measures or orientations. These are called **ANGLE PAIRS**. There are different types of angle pairs.

ADJACENT ANGLES lie in the same plane, have a common vertex, share a common side, and have no common interior points.

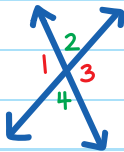


$\angle 1$ and $\angle 2$
are adjacent

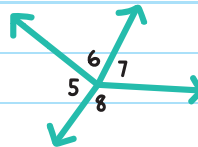


$\angle 3$ and $\angle 4$
are adjacent

VERTICAL ANGLES are nonadjacent and opposite each other. They are formed when two lines intersect. They share the same vertex.



$\angle 1$ and $\angle 3$ are vertical
 $\angle 2$ and $\angle 4$ are vertical



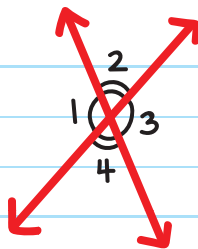
$\angle 5$ and $\angle 7$ and $\angle 6$ and $\angle 8$
are not vertical

These are not straight lines. There is no intersection.

Vertical angles are congruent.

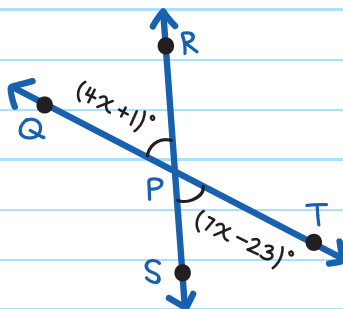
$$\angle 1 \cong \angle 3$$

$$\angle 2 \cong \angle 4$$



EXAMPLE: Find the value of x .

Since $\angle QPR$ and $\angle SPT$ are vertical angles, they are congruent.



$$m\angle QPR = m\angle SPT$$

$$4x + 1 = 7x - 23$$

Substitute.

$$4x + 1 - 4x = 7x - 23 - 4x$$

Subtract $4x$ from both sides.

$$1 = 3x - 23$$

$$1 + 23 = 3x - 23 + 23$$

Add 23 to both sides.

$$24 = 3x$$

$$\frac{24}{3} = \frac{3x}{3}$$

Divide both sides by 3.

$$x = 8$$

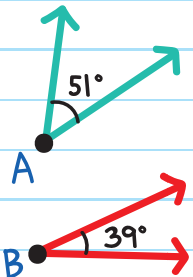
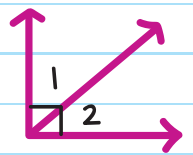
CHECK YOUR WORK

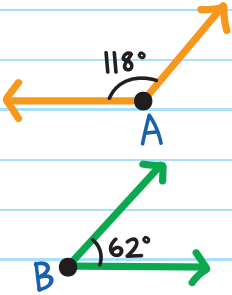
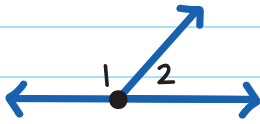
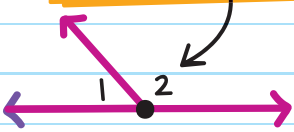
Does $m\angle QPR = m\angle SPT$?

$$m\angle QPR = (4x + 1)^\circ = [4 \times 8 + 1]^\circ = 33^\circ$$


$$m\angle SPT = (7x - 23)^\circ = [7 \times 8 - 23]^\circ = 33^\circ \checkmark$$

More angle pairs:

ANGLE PAIR	DEFINITION	EXAMPLE
COMPLEMENTARY ANGLES	Two angles whose sum is 90°	 <p>$\angle A$ is complementary to $\angle B$.</p>  <p>$\angle 1$ is complementary to $\angle 2$.</p>

ANGLE PAIR	DEFINITION	EXAMPLE
<p>SUPPLEMENTARY ANGLES</p>	<p>Two angles whose sum is 180°</p>	 <p>$\angle A$ is supplementary to $\angle B$.</p>  <p>$\angle 1$ is supplementary to $\angle 2$.</p>
<p>LINEAR PAIR</p> <p>next to each other</p>	<p>Two angles that are adjacent and supplementary</p>	<p>the angles form a straight line, 180°</p>  <p>$\angle 1$ and $\angle 2$ are a linear pair.</p>

complimentary angles



EXAMPLE: If $\angle B$ is supplementary to $\angle A$ and $m\angle A = 42^\circ$, find $m\angle B$.

Since $\angle B$ is supplementary to $\angle A$, their measures add to 180° :

$$m\angle B + m\angle A = 180^\circ$$

$$m\angle B + 42^\circ = 180^\circ$$

$$m\angle B + 42^\circ - 42^\circ = 180^\circ - 42^\circ$$

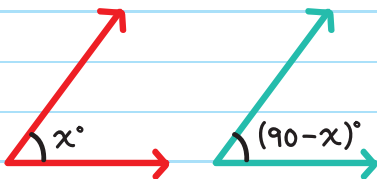
$$m\angle B = 138^\circ$$

EXAMPLE: Two complementary angles have a difference of 16° . What are the measures of the two angles?

Part 1:

We don't know the measure of the first angle, so assign it the variable x° .

Since the angles are complementary, the second angle will have a measure of $(90 - x)^\circ$.



Subtract x from 90 to get the measure of the second angle.

The difference of these two angles is 16° , so:

Part 2:

$$(90 - x) - (x) = 16$$

$$90 - 2x = 16$$

Simplify.

$$\cancel{90} - 2x - \cancel{90} = 16 - 90$$

Subtract 90 from both sides.

$$-2x = -74$$

$$\frac{\cancel{-2}x}{\cancel{-2}} = \frac{-74}{-2}$$

Divide both sides by -2 .

$$x = 37$$

The first angle is 37° .

The second angle is: $(90 - x)^\circ = (90 - 37)^\circ = 53^\circ$

The measures of the two angles are 37° and 53° .

CHECK YOUR WORK

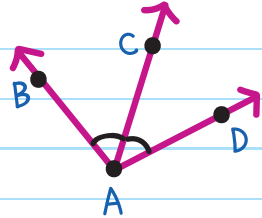
→ The angles are complementary: $37^\circ + 53^\circ = 90^\circ$ ✓

→ The angles have a difference of 16° : $53^\circ - 37^\circ = 16^\circ$ ✓

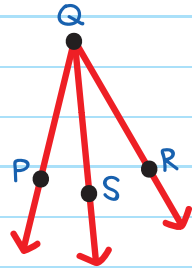
ANGLE BISECTORS

An **ANGLE BISECTOR** is a ray that divides an angle into two congruent angles.

If \overrightarrow{AC} is the angle bisector of $\angle BAD$,
then $\angle BAC \cong \angle CAD$.



If \overrightarrow{QS} bisects $\angle PQR$ and $m\angle PQR = 42^\circ$,
then $m\angle PQS = 21^\circ$ and $m\angle SQR = 21^\circ$.

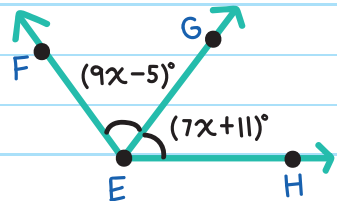


EXAMPLE: \overrightarrow{EG} is the angle bisector of $\angle FEH$,
 $m\angle FEG = (9x - 5)^\circ$, and $m\angle GEH = (7x + 11)^\circ$. Find $m\angle FEH$.

First, find the value of x .

Since \overrightarrow{EG} divides $\angle FEH$ into two congruent angles, their measures are equal:

$$m\angle FEG = m\angle GEH$$



$$9x - 5 = 7x + 11$$

Substitute.

$$9x - 5 - 7x = 7x + 11 - 7x$$

Subtract $7x$ from both sides.

$$2x - 5 = 11$$

$$2x - 5 + 5 = 11 + 5$$

Add 5 to both sides.

$$2x = 16$$

$$\frac{2x}{2} = \frac{16}{2}$$

Divide both sides by 2.

$$x = 8$$

$$\text{So: } m\angle FEG = (9x - 5)^\circ = (9 \times 8 - 5)^\circ = 67^\circ$$

$$m\angle GEH = (7x + 11)^\circ = (7 \times 8 + 11)^\circ = 67^\circ$$

We now have the information we need to find $m\angle FEH$:

$$m\angle FEH = m\angle FEG + m\angle GEH$$

Angle Addition Postulate

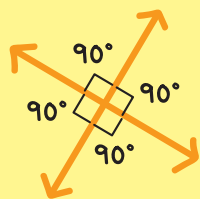
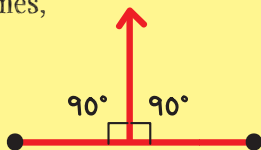
$$= 67^\circ + 67^\circ$$

Substitute.

$$= 134^\circ$$



PERPENDICULAR lines, rays, or segments form right angles (90°).

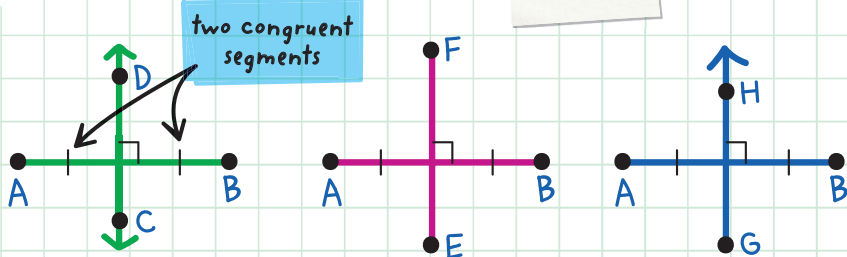


A **PERPENDICULAR BISECTOR** is a line, ray, or line segment that divides a line segment into two congruent segments and forms four right angles with it.

IT'S A SEGMENT BISECTOR, BUT PERPENDICULAR!



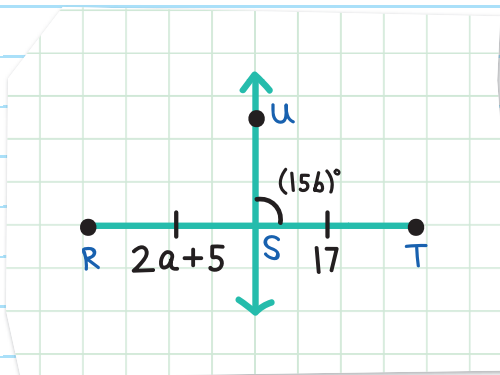
EXAMPLES:



\overleftrightarrow{CD} , \overleftrightarrow{EF} , and \overleftrightarrow{GH} are all perpendicular bisectors of \overline{AB} .

EXAMPLE: In the figure below, $RS = 2a + 5$, $ST = 17$, and $m\angle UST = (15b)^\circ$. Find the values of a and b so that \overleftrightarrow{US} is a perpendicular bisector of \overline{RT} .

In order for \overleftrightarrow{US} to be the perpendicular bisector, \overline{RS} and \overline{ST} must be congruent:



$$RS = ST$$

Congruent segments have equal measure.

$$2a + 5 = 17$$

Substitute.

$$2a + 5 - 5 = 17 - 5$$

Subtract 5 from both sides.

$$2a = 12$$

$$\frac{2a}{2} = \frac{12}{2}$$

Divide both sides by 2.

$$a = 6$$

and $\angle UST$ must be a right angle.

$$m\angle UST = 90^\circ$$

$$15b = 90$$


Substitute.

$$\frac{15b}{15} = \frac{90}{15}$$

Divide both sides by 15.

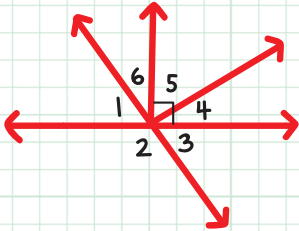
$$b = 6$$



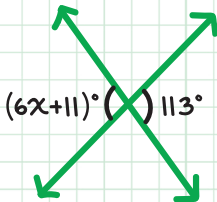


CHECK YOUR KNOWLEDGE

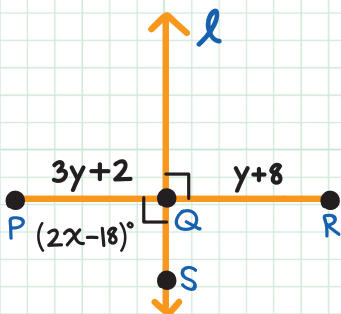
For questions 1-5, use the figure below to complete the angle pairs.



1. Adjacent Angles: $\angle 4$ and _____, $\angle 4$ and _____
2. Vertical Angles: $\angle 1$ and _____
3. Complementary Angles: $\angle 4$ and _____
4. Supplementary Angles: $\angle 1$ and _____
5. Linear Pair: $\angle 3$ and _____
6. Find the value of x in the figure.



7. If $\angle B$ is supplementary to $\angle A$ and $m\angle A = 107^\circ$, find $m\angle B$.
8. Two complementary angles have a difference of 24° . What are the measures of the two angles?
9. What is an angle bisector?
10. In the figure below, ℓ is a perpendicular bisector of \overline{PR} , $PQ = 3y + 2$, $QR = y + 8$, and $m\angle PQS = (2x - 18)^\circ$. Find the values of x and y .



CHECK YOUR ANSWERS



1. $\angle 5, \angle 3$

2. $\angle 3$

3. $\angle 5$

4. $\angle 2$

5. $\angle 2$

6. $6x + 11 = 113; 6x = 102; x = 17$

7. $m\angle B = 73^\circ$

8. 57° and 33°

9. An angle bisector is a ray that divides an angle into two congruent angles.

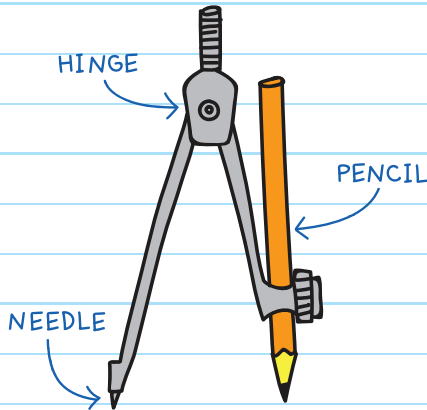
10. $PQ = QR; 3y + 2 = y + 8; 2y + 2 = 8; 2y = 6; x = 54, y = 3$

Chapter 4

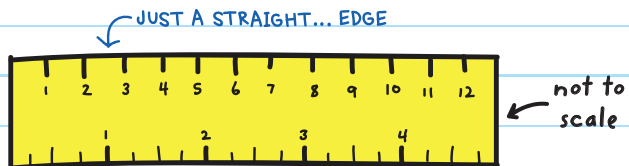
CONSTRUCTIONS

We can use a compass and a straightedge (ruler) to **CONSTRUCT**, or draw, accurate shapes, angles, and lines.


COMPASS



STRAIGHTEDGE



CONSTRUCTING PERPENDICULAR BISECTORS

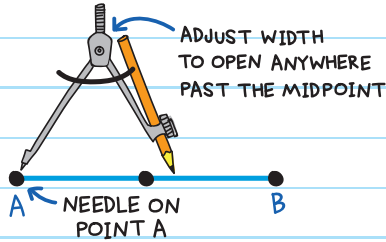


To construct a perpendicular bisector to \overline{AB} :

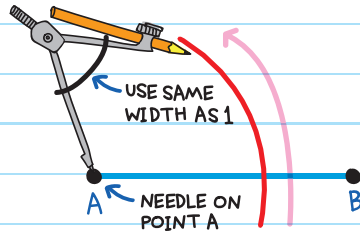


One way:

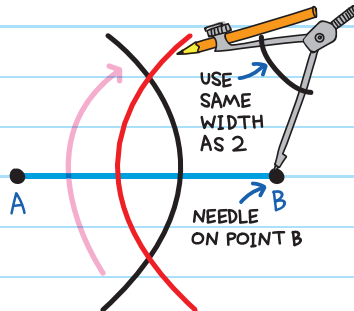
1. Set compass width. Keep this width for all 4 steps.



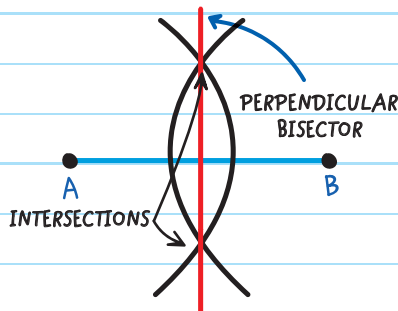
2. Draw a large arc across segment \overline{AB} . With the needle on point A, move the pencil, starting below the line segment to draw a large arc.



3. Repeat on the right side. With the needle on point B, move the pencil to create a large arc. Be sure to overlap with the first arc.

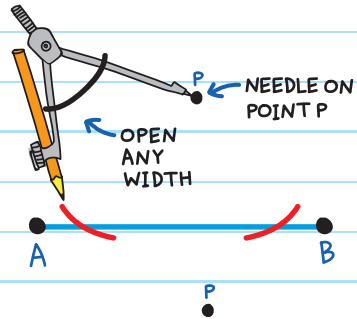


4. Draw a vertical line to connect the intersections of the two arcs.

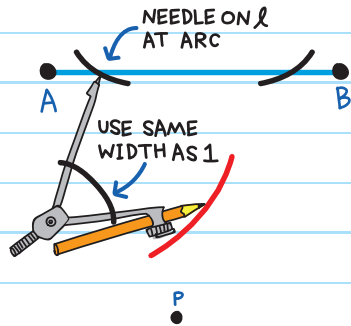


Another way to construct a perpendicular bisector:

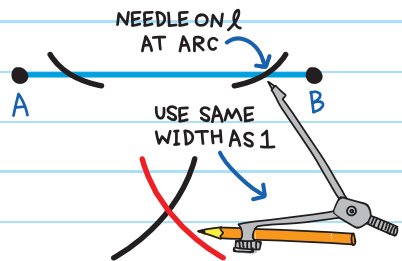
1. Draw two small arcs on \overline{AB} . Place the needle on point P . Open the compass any width to draw a small arc across \overline{AB} . Keeping the needle on point P , lift and move the pencil to the opposite side of the line and draw a second arc.



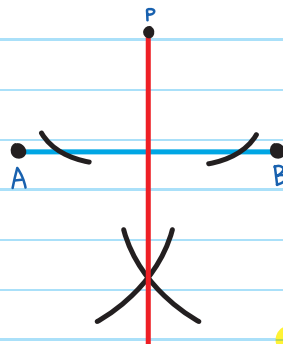
2. Draw an arc below \overline{AB} . Place needle on the left small arc and move the pencil to create an arc below the line segment, under P .



3. Repeat on the right side.



4. Draw a vertical line to connect point P and the intersection of the bottom two arcs.




CONSTRUCTING PARALLEL LINES

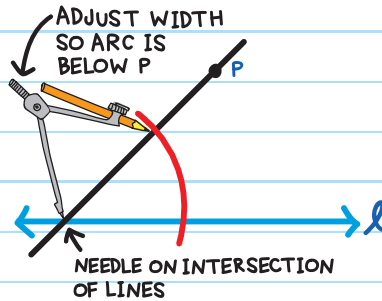
To construct a line through point P and parallel to l :



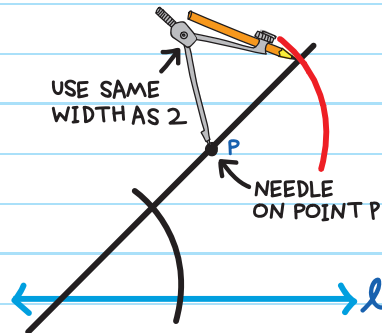
1. Use a straightedge to draw a long line through P and any point on l .



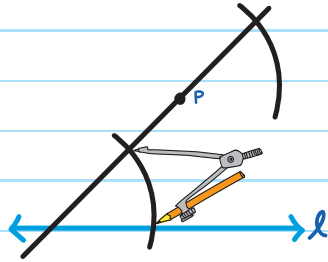
2. Draw an arc through the two lines. The arc can be anywhere below point P .



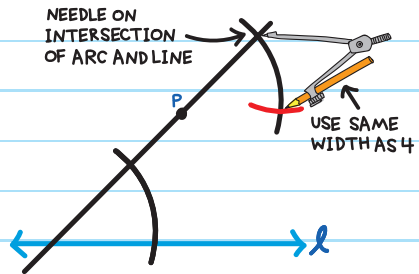
3. Move the compass needle to P , and draw a second arc above P .




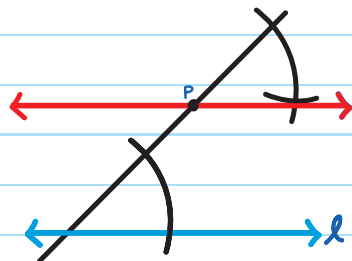
4. Set the compass width to match the two intersecting points of the first arc.



5. Use that width to draw a third small arc on the upper arc. Draw a point at the intersection.



6. Draw a line that connects P and the point made in step 5. The new line is parallel to line l.




I'VE GOT SOME GOOD MOVES!

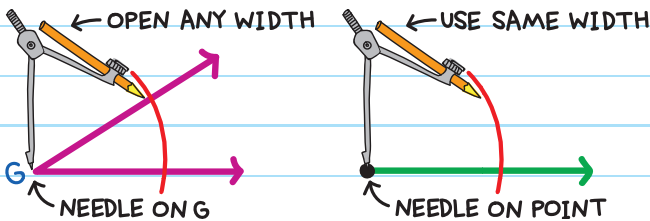
CONSTRUCTING ANGLES

To construct an angle congruent to $\angle G$:

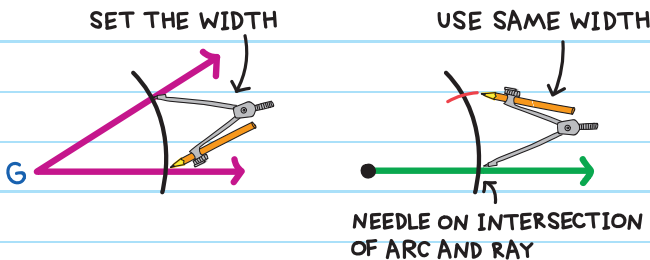
1. Draw a ray.




2. Draw a large arc on $\angle G$. Draw it again on the ray.



3. On the ray, draw a small arc across the first arc. Set the width by placing the needle and the pencil on the intersection points of $\angle G$.



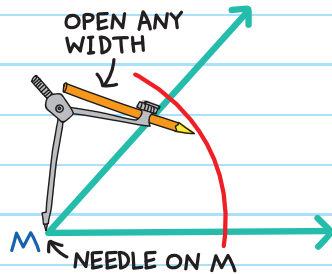
4. Draw a ray from the point through the intersection of the small and large arcs.



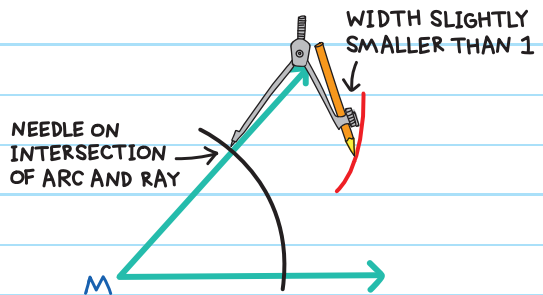
CONSTRUCTING ANGLE BISECTORS

To construct an angle bisector of $\angle M$:

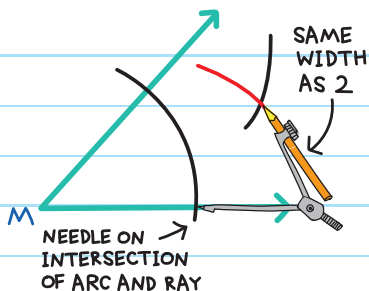
1. Draw a large arc that intersects both rays.



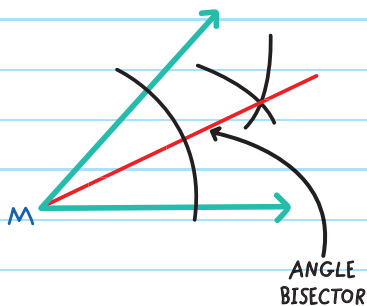
2. Draw a small arc across the center of the angle. Place the needle on the upper intersection of the arc. Draw a second arc. The size isn't important—just make sure it passes through the center of the angle.




3. Repeat on the opposite ray. Draw an arc to intersect with the arc made in step 2.



4. Draw a ray from the vertex of $\angle M$ through the intersection of the two small arcs.

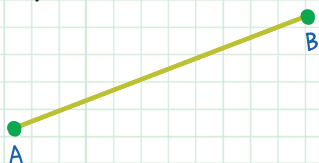




CHECK YOUR KNOWLEDGE

Copy the figure in each exercise and use a compass and straightedge to construct the following:


1. A perpendicular bisector to \overline{AB} .



2. A perpendicular bisector to \overline{CD} .



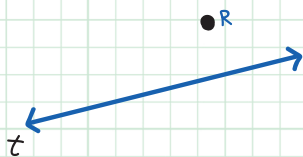
3. A perpendicular line from point A to line n .



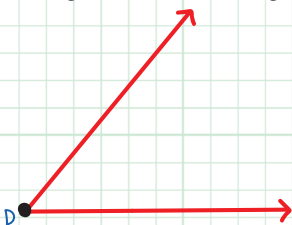
4. A perpendicular line from point P to line m .



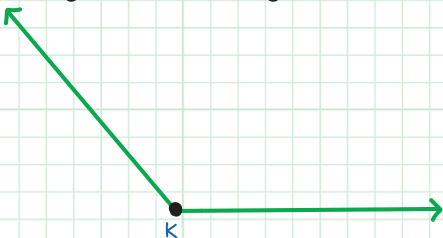
5. A line through point R and parallel to line t .



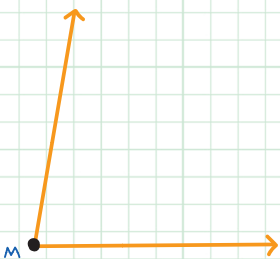
6. An angle that is congruent to $\angle D$.



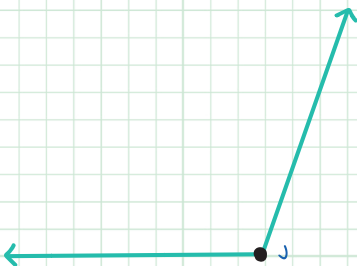
7. An angle that is congruent to $\angle K$.



8. The angle bisector of $\angle M$.



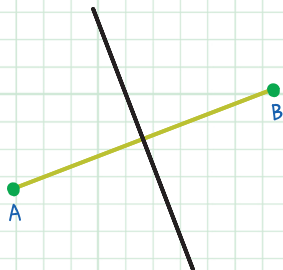
9. The angle bisector of $\angle J$.



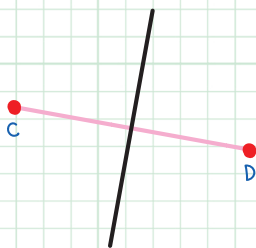
CHECK YOUR ANSWERS



1.



2.



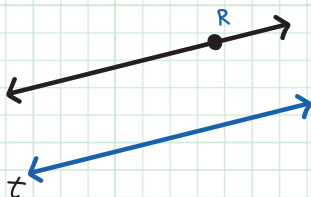
3.



4.

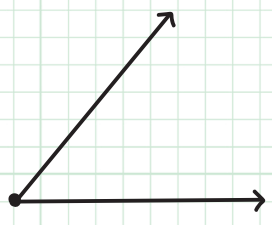
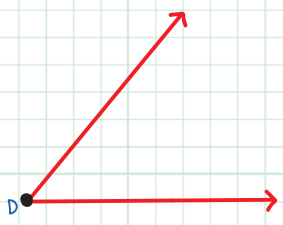


5.

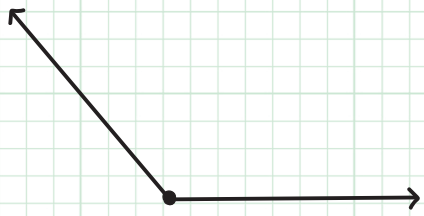
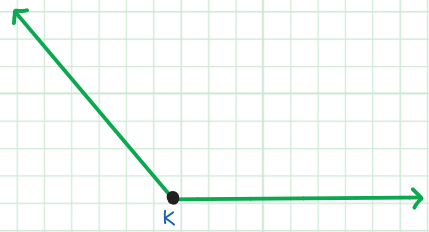




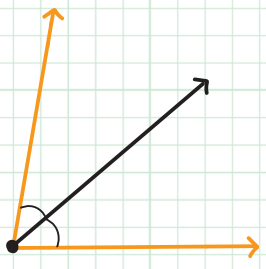
6.



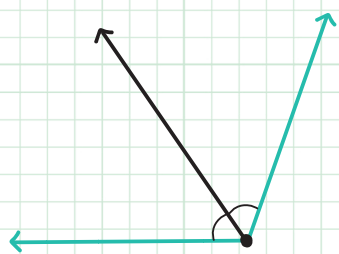
7.



8.



9.



Chapter 5

LOGIC AND REASONING

INDUCTIVE REASONING

INDUCTIVE REASONING is used to form hypotheses (explanations) based on a set of observations. The explanation, or conclusion, is called a **CONJECTURE**.

OBSERVATION → **CONJECTURE**

EXAMPLE:

Every cat Emily meets purrs. Emily then assumes all cats purr.



Inductive reasoning involves:

1. Examining a few examples
2. Observing a pattern
3. Assuming that the pattern will always hold

To prove that a conjecture is false, we need to find just one counterexample.

A **COUNTEREXAMPLE** is an exception to the observation. It shows that a statement is **false**.

EXAMPLE: If Emily finds one cat that does not purr, her conjecture that all cats purr would be false.

Conjecture: All cats purr.

Counterexample: One cat that does not purr.

The conjecture is **false**.

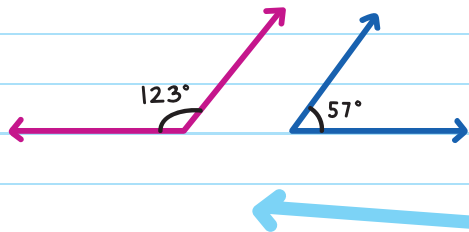


EXAMPLE: Prove the following conjecture is false:

Conjecture: All supplementary angles are a **LINEAR PAIR**, meaning adjacent and supplementary.

Show a counterexample.

These angles are supplementary (180°) but not adjacent. They are not a linear pair.



Note: The counterexample is only used to prove the conjecture is false. If you can't find a counterexample, that does not prove that the conjecture is true.



Conditional Statements

CONDITIONAL STATEMENTS are statements that have the form *if-then*. For example, IF a condition is met THEN an action is performed.

Conditional statements are either true or false.

To prove that a conditional statement is true, you must show that the conclusion occurs for all cases.

To show that a conditional statement is false, present a counterexample that shows the statement is not true.

Conditional Statements are written as: **If p, then q.**

The part of the statement after "If" is called the **HYPOTHESIS (p)**.

The part after "then" is the called the **CONCLUSION (q)**.

If you stay up all night, then you will be tired at school tomorrow.

Hypothesis (p): you stay up all night

Conclusion (q): you will be tired at school tomorrow

If p, then q can be written as

$$p \rightarrow q$$

Regular statements can be rewritten as conditional statements. For example:

Regular statement:

All fish have gills.

Conditional statement:

If it is a fish, then it has gills.

[p]

[q]



EXAMPLE: Write the following statement as a conditional statement:

Two congruent line segments have the same length.

Conditional statement:

If two line segments are congruent, then

[p]

they have the same length.

[q]

The **CONVERSE** of a conditional statement is formed by switching the hypothesis and the conclusion.

If the original statement is **If p, then q**, then the converse is:

If q, then p, or $q \rightarrow p$.



The converse of a true conditional statement is not always true.

EXAMPLE:

Conditional: If Lily sees a puppy, then she smiles.

[p]

[q]

Converse: If Lily smiles, then she sees a puppy.

[q]

[p]

The converse is not true in this case.



EXAMPLE: Write the converse of the conditional statement and determine if it is true or false.

Conditional: If $x = 5$, then $x^2 = 25$.
 (p) (q)

The converse is:

If $x^2 = 25$, then $x = 5$.
 (q) (p)

This is not always true. x can also be -5 , since $(-5)^2 = 25$.

The counterexample of $x = -5$ shows the converse is false.

Biconditional Statements

In a **BICONDITIONAL** statement, the conditional is true and its converse is true.

Bi means two.
A **biconditional statement** is a combination of two statements.

True Conditional + True Converse = Biconditional

A biconditional statement is written as:

p if and only if q (written as p iff q)

It is also written as:

$$p \leftrightarrow q$$

stands for
"if and only if"

This means: if p , then q , and if q , then p .

$$(p \rightarrow q \text{ and } q \rightarrow p)$$

Conditional: If $\angle A$ and $\angle B$ are congruent, then

[p]

they have the same measure.

[q]

$$p \rightarrow q$$

Converse: If $\angle A$ and $\angle B$ have the same measure, then

[q]

they are congruent.

[p]

$$q \rightarrow p$$

Biconditional: $\angle A$ and $\angle B$ are congruent if and only if

[p]

they have the same measure.

[q]

$$p \leftrightarrow q$$

EXAMPLE:

Conditional: If $\angle A$ is a straight angle, then $m\angle A = 180^\circ$.
[p] [q]

Converse: If $m\angle A = 180^\circ$, then $\angle A$ is a straight angle.
[q] [p]

Biconditional: $\angle A$ is a straight angle if and only if
[p]

$m\angle A = 180^\circ$.
[q]

DEDUCTIVE REASONING

DEDUCTIVE REASONING uses given facts and statements to reach a conclusion logically.

Laws of Deductive Reasoning

There are two laws of deductive reasoning:

- Law of Detachment
- Law of Syllogism

LAW OF DETACHMENT

If the statements $p \rightarrow q$ and p are true, then the third statement q is true.

The following two statements are true:

1. If John eats sushi, then he uses chopsticks.

[p]

[q]

2. John eats sushi.

[p]

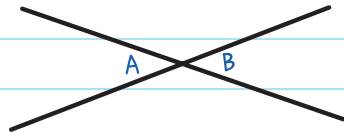
Using the **LAW OF DETACHMENT**,
we can conclude that the statement:



John uses chopsticks is true.

[q]

EXAMPLE: What can you
conclude from these statements?



If $\angle A$ and $\angle B$ are vertical angles, then $m\angle A = m\angle B$.

[p]

[q]

$\angle A$ and $\angle B$ are vertical angles.

[p]

$m\angle A = m\angle B$

[q]

LAW OF SYLLOGISM

If the statements $p \rightarrow q$ and $q \rightarrow r$ are both true, then the statement $p \rightarrow r$ is also true.

The following statements are true.

1. If I watch a scary movie, then I get scared.

[p]

[q]

2. If I get scared, then I will hide under my blankets.

[q]

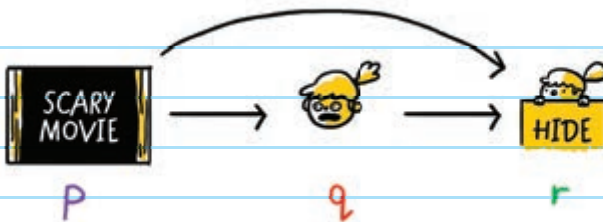
[r]

Using the **LAW OF SYLLOGISM**, we can conclude that:

If I watch a scary movie, then I will hide under my blankets.

[p]

[r]



Inductive Reasoning: uses specific examples or past observations to reach a conclusion.

CONDITIONAL STATEMENT: If p , then q . ($p \rightarrow q$)

BICONDITIONAL STATEMENT: p if and only if q . ($p \leftrightarrow q$)

Deductive Reasoning: uses given facts and statements to reach a conclusion logically.

LAW OF DETACHMENT: If $p \rightarrow q$ is true and p is true, then q is true.

LAW OF SYLLOGISM: If $p \rightarrow q$ and $q \rightarrow r$ are true, then $p \rightarrow r$ is true.





CHECK YOUR KNOWLEDGE

1. What is inductive reasoning?

2. Prove the following conjecture is false using a counterexample.

All complementary angles are adjacent.

3. Write the following as a conditional statement.

All penguins are birds.

4. Write the converse of the following conditional statement and determine if it is true.

If $\overline{AB} \cong \overline{CD}$, then $AB = CD$.

5. Form a biconditional using the following conditional and its converse.

Conditional: If $m\angle A = 90^\circ$, then $\angle A$ is a right angle.

Converse: If $\angle A$ is a right angle, then $m\angle A = 90^\circ$.

6. What is deductive reasoning?

7. Given the following true statements, write a logical conclusion using the Law of Detachment.

Given: If \overrightarrow{BD} bisects $\angle ABC$, then $m\angle ABD = m\angle DBC$.
 \overrightarrow{BD} bisects $\angle ABC$.

8. Given the following true statements, write a third statement using the Law of Syllogism.

If Abby studies hard, then she will get good grades.

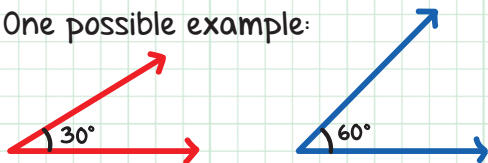
If Abby gets good grades, then she will get into a good university.

CHECK YOUR ANSWERS



1. Inductive reasoning uses specific examples or past observations to reach a conclusion.

2. One possible example:



3. If it is a penguin, then it is a bird.

4. If $AB = CD$, then $\overline{AB} \cong \overline{CD}$. This is true.

5. $m\angle A = 90^\circ$ iff $\angle A$ is a right angle.

6. Deductive reasoning uses given facts and statements to reach a conclusion logically.

7. $m\angle ABD = m\angle DBC$

8. If Abby studies hard, then she will get into a good university.

Chapter 6

GEOMETRIC PROOFS

PROOFS

A proof, or logical argument, can be used to show why a conjecture is true.

We use properties of equality (from algebra) and properties of congruence to show proofs.

A COUNTEREXAMPLE
SHOWS THAT
A CONJECTURE IS
FALSE.

A PROOF SHOWS THAT
IT IS TRUE!



EQUALITY PROPERTIES: Whatever you do to one side of an equation should also be done to the other side.

PROPERTIES OF EQUALITY AND CONGRUENCE

PROPERTY	DEFINITION	EXAMPLE
ADDITION-SUBTRACTION PROPERTY OF EQUALITY	The same number can be added to/ subtracted from both sides of an equation.	If $a = b$, then $a + c = b + c$. $a - c = b - c$.
MULTIPLICATION PROPERTY OF EQUALITY	The same number can be multiplied to both sides of an equation.	If $a = b$, then $a \times c = b \times c$.
DIVISION PROPERTY OF EQUALITY	Both sides of an equation can be divided by the same non-zero number.	If $a = b$, then $\frac{a}{c} = \frac{b}{c}$ ($c \neq 0$).
REFLEXIVE PROPERTY OF EQUALITY-CONGRUENCE	A number is equal to itself.	$a = a$ $\overline{AB} \cong \overline{AB}$

PROPERTY	DEFINITION	EXAMPLE
SYMMETRIC PROPERTY OF EQUALITY	The order of an equality can be reversed.	If $a = b$, then $b = a$.
SYMMETRIC PROPERTY OF CONGRUENCE		If $\overline{AB} \cong \overline{CD}$, then $\overline{CD} \cong \overline{AB}$.
TRANSITIVE PROPERTY OF EQUALITY	If two numbers are equal to the same number, those numbers are equal.	If $a = b$ and $b = c$, then $a = c$.
TRANSITIVE PROPERTY OF CONGRUENCE		If $\overline{AB} \cong \overline{CD}$ and $\overline{CD} \cong \overline{EF}$, then $\overline{AB} \cong \overline{EF}$.
SUBSTITUTION PROPERTY OF EQUALITY	If two numbers are equal, you can replace one with the other in an expression.	If $a = b$, then b can be substituted for a in any expression.
DISTRIBUTIVE PROPERTY	Multiply the number outside the parentheses with each term inside the parentheses.	$a(b + c)$ $= ab + ac$

There are different types of proofs, but there is no single correct answer when writing a proof, as long as it is logical and supported with evidence.



Two-Column Proofs

A **TWO-COLUMN PROOF** is a proof that is arranged in a two-column table. It starts with the given statement, and follows steps to reach the statement being proven.

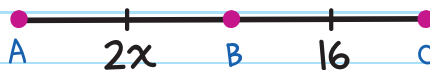
For each statement in the left column, the reason for that step is in the right column. Reasons can be:

- given information
- definitions
- theorems
- properties
- postulates

Two-column proofs are set in the following format:

Given: $\overline{AB} \cong \overline{BC}$, $AB = 2x$, $BC = 16$

Prove: $x = 8$



TWO-COLUMN PROOF TIPS:

- Make a game plan.
- Draw a picture and label it.
- Start with the given information.
- End with the statement being proven.
- Write the statements in order so they follow the process to get from the first to last statement. The number of statements will vary depending on the proof.
- Give every statement a reason.
- Reasons can be: given information, theorems, postulates, definitions, properties.
- If you get stuck, work backward. Try to figure out the second-to-last statement.

STATEMENTS	REASONS
1. $\overline{AB} \cong \overline{BC}$, $AB = 2x, BC = 16$	1. Given
2. $AB = BC$	2. Definition of congruence
3. $2x = 16$	3. Substitution Property of Equality
4. $x = 8$	4. Division Property of Equality

each statement needs a reason

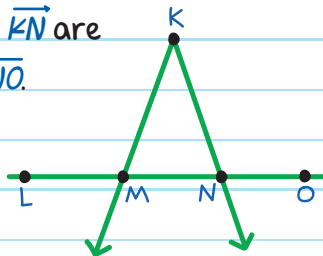
logical steps to get from statements 1 to 4

always start with the given

what we're proving

EXAMPLE: Prove that if \overrightarrow{KM} and \overrightarrow{KN} are bisectors of \overline{LN} and \overline{MO} , then $\overline{LM} \cong \overline{NO}$.

List all known information.



What I know:

\overrightarrow{KM} is a bisector of \overline{LN} ,

so: $\overline{LM} \cong \overline{MN}$

\overrightarrow{KN} is a bisector of \overline{MO} ,

so: $\overline{MN} \cong \overline{NO}$

I'LL USE THE TRANSITIVE PROPERTY OF CONGRUENCE TO PROVE THAT $\overline{LM} \cong \overline{NO}$.



TRANSITIVE PROPERTY OF CONGRUENCE

If $\overline{AB} \cong \overline{CD}$ and $\overline{CD} \cong \overline{EF}$, then $\overline{AB} \cong \overline{EF}$.

The two-column proof is:

Given: \overrightarrow{KM} is a bisector of \overline{LN} .

\overrightarrow{KN} is a bisector of \overline{MO} .

Prove: $\overline{LM} \cong \overline{NO}$

STATEMENTS

REASONS

1. \overline{KM} is a bisector of \overline{LN} . \overline{KN} is a bisector of \overline{MO} .	1. Given
2. $\overline{LM} \cong \overline{MN}$	2. Definition of segment bisector
3. $\overline{MN} \cong \overline{NO}$	3. Definition of segment bisector
4. $\overline{LM} \cong \overline{NO}$	4. Transitive Property of Congruence

Note: Since statements 2 and 3 have the same reason, they can be combined into one step.

Flowchart Proof

A **FLOWCHART PROOF** is a diagram that uses boxes and arrows to show the logical order of each statement leading to a conclusion.

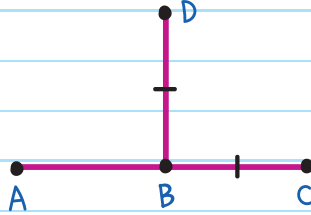
FLOWCHART PROOF TIPS:

- Set each statement in a box.
- List reason below the box.
- Start with the given.
- If there is more than one given statement, separate each statement into its own box.
- Add more statements and reasons in a logical order.
- End with the statement being proven.

EXAMPLE:

Given: \overline{BD} bisects \overline{AC} , $BD = BC$

Prove: $AB = BD$



\overline{BD} bisects \overline{AC}

Given

$\overline{AB} \cong \overline{BC}$

Definition of segment bisector

$BD = BC$

Given

$\overline{BD} \cong \overline{BC}$

Definition of congruence

$\overline{AB} \cong \overline{BD}$

Transitive Property of Congruence

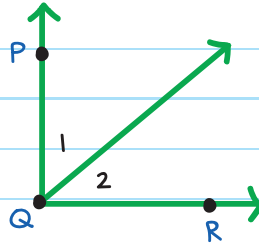
$AB = BD$

Definition of congruence

EXAMPLE:

Given: $\angle PQR$ is a right angle

Prove: $\angle 1$ and $\angle 2$ are complementary angles



$\angle PQR$ is a right angle

Given

$$m\angle PQR = 90^\circ$$

Definition of right angle

$$m\angle 1 + m\angle 2 = m\angle PQR$$

Angle Addition Postulate

$$m\angle 1 + m\angle 2 = 90^\circ$$

Substitution

$\angle 1$ and $\angle 2$ are complementary angles

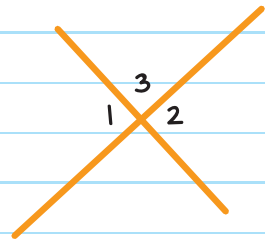
Definition of complementary angles

Paragraph Proof

A **PARAGRAPH PROOF** (or informal proof) explains why a conjecture is true in paragraph form. It still follows logical steps and gives reasons for them. It's less formal than the two-column proof.

EXAMPLE:

Prove vertical angles $\angle 1$ and $\angle 2$ are congruent.



Sample paragraph:

We are given that $\angle 1$ and $\angle 2$ are vertical angles. Since linear pair angles are supplementary, $m\angle 1 + m\angle 3 = 180^\circ$ and $m\angle 2 + m\angle 3 = 180^\circ$. Using substitution, $m\angle 1 + m\angle 3 = m\angle 2 + m\angle 3$. Subtracting $m\angle 3$ from both sides gives $m\angle 1 = m\angle 2$. By the definition of congruence, $\angle 1 \cong \angle 2$.

EXAMPLE:

Given: $\angle 1 \cong \angle 2$, $m\angle 2 = m\angle 3$

Prove: $\angle 1 \cong \angle 3$.

Here is this proof in three different formats.

Two-Column Proof

Given: $\angle 1 \cong \angle 2$, $m\angle 2 = m\angle 3$

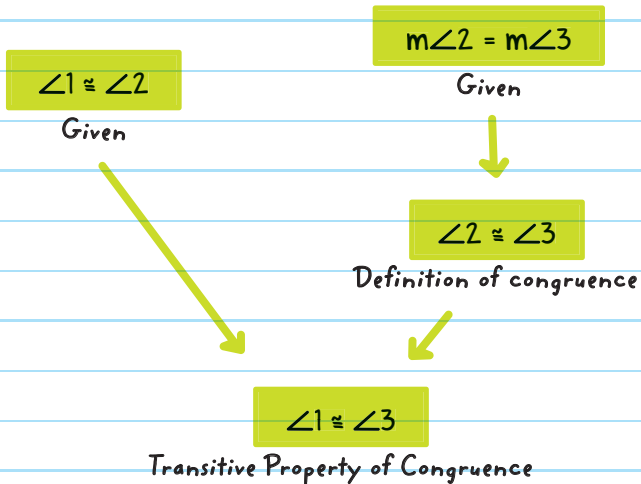
Prove: $\angle 1 \cong \angle 3$

STATEMENTS	REASONS
1. $\angle 1 \cong \angle 2$, $m\angle 2 = m\angle 3$	1. Given
2. $\angle 2 \cong \angle 3$	2. Definition of congruence
3. $\angle 1 \cong \angle 3$	3. Transitive Property of Congruence




EXAMPLE:

Flowchart Proof



Paragraph Proof

It is given that $m\angle 2 = m\angle 3$. From the definition of congruence, $\angle 2 \cong \angle 3$. It is also given that $\angle 1 \cong \angle 2$. Therefore, by the Transitive Property of Congruence, $\angle 1 \cong \angle 3$.



CHECK YOUR KNOWLEDGE

For questions 1-5, state the property of equality or congruence that represents the given statement.

1. If $4x = 16$, then $x = 4$.

2. $2x + 1 = 2x + 1$

3. If $y = 3x + 4$ and $y = 5$, then $5 = 3x + 4$.

4. If $\overline{AB} \cong \overline{CD}$ and $\overline{CD} \cong \overline{EF}$, then $\overline{AB} \cong \overline{EF}$.

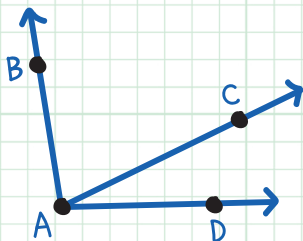
5. If $\angle P \cong \angle Q$, then $\angle Q \cong \angle P$.

6. Complete the two-column proof below.

Given: $m\angle BAD = 97^\circ$,

$m\angle CAD = 32^\circ$

Prove: $m\angle BAC = 65^\circ$



STATEMENTS

REASONS

1. _____

1. _____

2. $m\angle BAC + m\angle CAD =$
 $m\angle BAD$

2. Angle Addition Postulate

3. $m\angle BAC + 32^\circ = 97^\circ$

3. _____

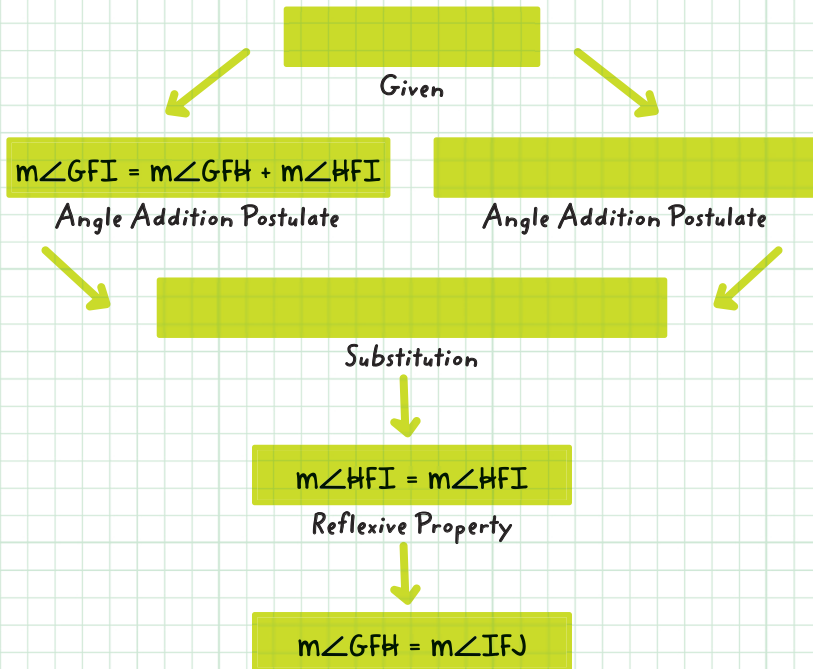
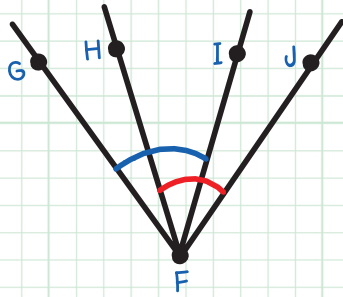
4. _____

4. Subtraction Property
of Equality

7. Fill in the missing steps in the flowchart proof to prove that $m\angle GFH = m\angle IFJ$.

Given: $m\angle GFI = m\angle HFJ$

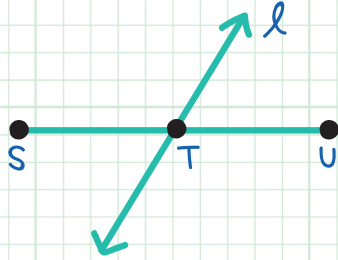
Prove: $m\angle GFH = m\angle IFJ$



8. Fill in the missing blanks in the paragraph proof.

Given: ℓ bisects \overline{SU}

Prove: $ST = \frac{1}{2} SU$



We are given that ℓ bisects \overline{SU} . By the Segment Addition

Postulate, _____. By the definition of _____, $\overline{ST} \cong \overline{TU}$. Congruent segments have equal length, so _____. Substituting this into $ST + TU = SU$ gives $ST = \frac{1}{2} SU$.

9. Fill in the missing blanks in the paragraph proof.

Given: $\angle 2 \cong \angle 3$, $\angle 1$ and $\angle 2$ are vertical angles

Prove: $m\angle 1 = m\angle 3$

Since $\angle 1$ and $\angle 2$ are vertical angles, _____. It is given that $\angle 2 \cong \angle 3$. By the _____, $\angle 1 \cong \angle 3$. Congruent angles have equal measure, so _____.

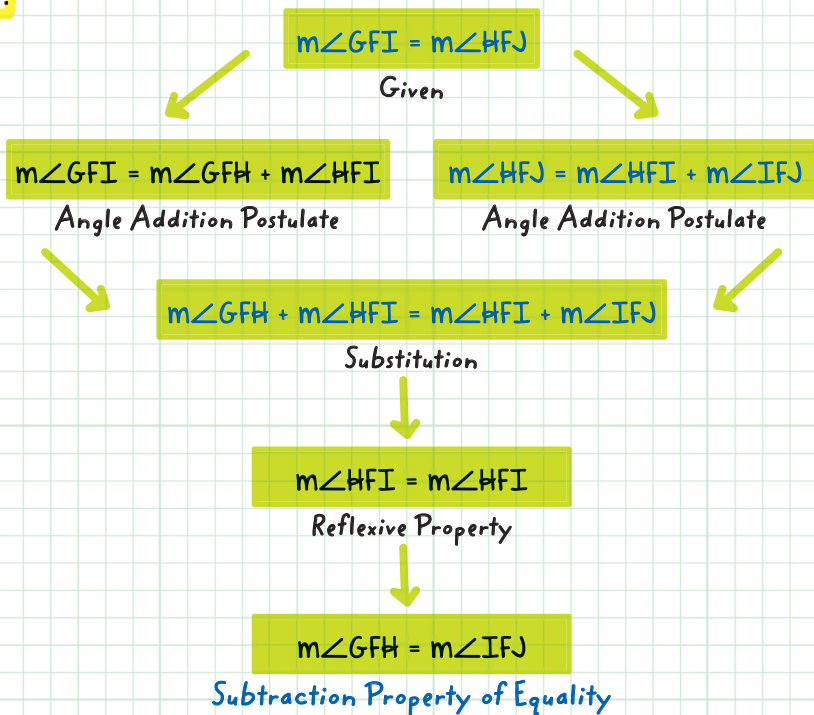
CHECK YOUR ANSWERS



1. Division Property of Equality (or Multiplication Property of Equality)
2. Reflexive Property of Equality
3. Substitution Property of Equality (or Transitive Property of Equality)
4. Transitive Property of Congruence
5. Symmetric Property of Congruence


6. STATEMENTS	REASONS
1. $m\angle BAD = 97^\circ$, $m\angle CAD = 32^\circ$	1. Given
2. $m\angle BAC + m\angle CAD = m\angle BAD$	2. Angle Addition Postulate
3. $m\angle BAC + 32^\circ = 97^\circ$	3. Substitution Property of Equality
4. $m\angle BAC = 65^\circ$	4. Subtraction Property of Equality

7.

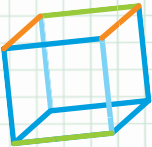
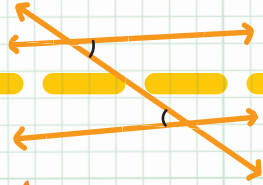
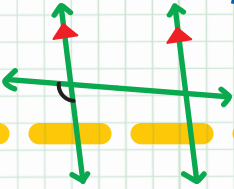



8. We are given that ℓ bisects \overline{SU} . By the Segment Addition Postulate, $ST + TU = SU$. By the definition of segment bisector, $\overline{ST} \cong \overline{TU}$. Congruent segments have equal length, so $ST = TU$. Substituting this into $ST + TU = SU$ gives $ST = \frac{1}{2} SU$.

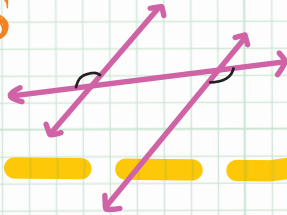
9. Since $\angle 1$ and $\angle 2$ are vertical angles, $\angle 1 \cong \angle 2$. It is given that $\angle 2 \cong \angle 3$. By the Transitive Property of Congruence, $\angle 1 \cong \angle 3$. Congruent angles have equal measure, so $m\angle 1 = m\angle 3$.



Unit



Parallel Lines



Chapter 7

PARALLEL LINES AND TRANSVERSALS

PARALLEL LINES are lines on the same plane that never meet (intersect). They're indicated with arrows.



arrows on lines show the lines are parallel


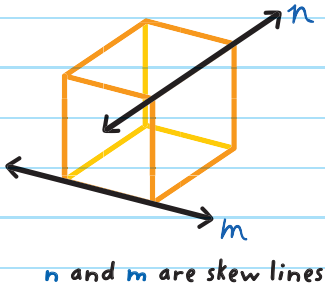
Parallel lines are the same distance from each other over their entire lengths.

This notation \parallel is used to show parallel lines: $l \parallel m$

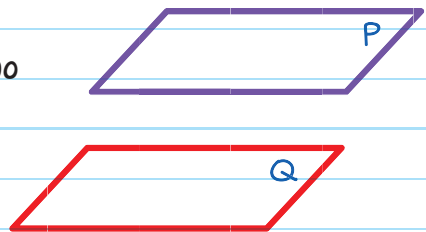
\parallel is the symbol for "is parallel to"

\nparallel is the symbol for "is not parallel to"

SKEW LINES are two lines, on different planes, that never meet.

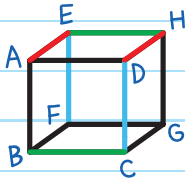


PARALLEL PLANES are two planes that never intersect.



Two segments or rays are parallel if the lines that contain them are parallel, and they are skew if the lines that contain them are skew.

EXAMPLES:

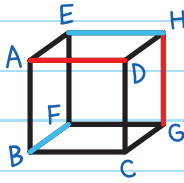


Parallel Segments

$$\overline{AE} \parallel \overline{DH}$$

$$\overline{EF} \parallel \overline{DC}$$

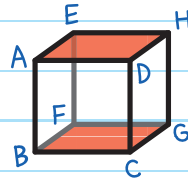
$$\overline{BC} \parallel \overline{EH}$$



Skew Segments

$$\overline{AD} \text{ and } \overline{HG}$$

$$\overline{BF} \text{ and } \overline{EH}$$



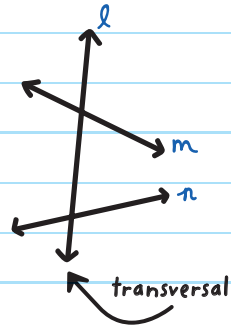
Parallel Planes

$$\text{Plane } AEH \parallel \text{Plane } BCG$$

TRANSVERSALS

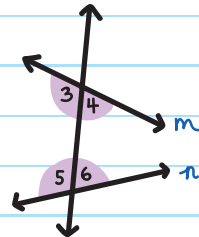
A **TRANSVERSAL** is a line that intersects two or more lines.

The angles that are formed by a transversal and the lines it intersects have special names.



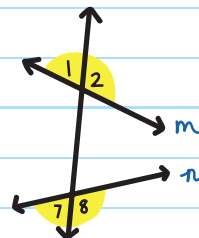
INTERIOR ANGLES are all the angles between the lines intersected by the transversal.

Interior angles:
 $\angle 3, \angle 4, \angle 5, \angle 6$

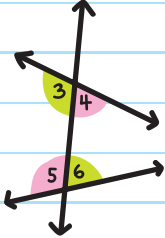
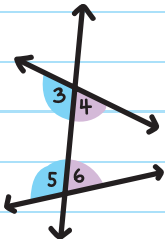
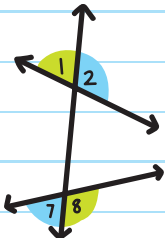


EXTERIOR ANGLES are all the angles that are not between the lines intersected by the transversal.

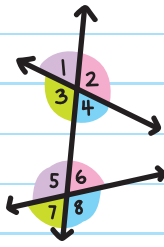
Exterior angles:
 $\angle 1, \angle 2, \angle 7, \angle 8$



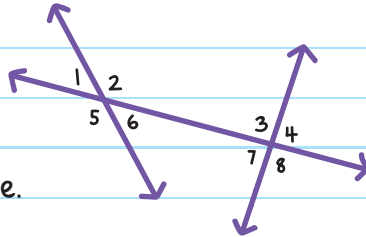
TRANSVERSAL ANGLE PAIRS

ANGLE PAIR	EXAMPLE	CHARACTERISTICS
<p>ALTERNATE INTERIOR ANGLES</p>	 <p style="margin-top: 10px;"> $\angle 3$ and $\angle 6$ $\angle 4$ and $\angle 5$ </p>	<p>interior angles on opposite sides of the transversal</p>
<p>SAME-SIDE INTERIOR ANGLES</p> <p>(CORRESPONDING INTERIOR ANGLES)</p>	 <p style="margin-top: 10px;"> $\angle 3$ and $\angle 5$ $\angle 4$ and $\angle 6$ </p>	<p>interior angles on the same side of the transversal</p>
<p>ALTERNATE EXTERIOR ANGLES</p>	 <p style="margin-top: 10px;"> $\angle 1$ and $\angle 8$ $\angle 2$ and $\angle 7$ </p>	<p>exterior angles on opposite sides of the transversal</p>

TRANSVERSAL ANGLE PAIRS

ANGLE PAIR	EXAMPLE	CHARACTERISTICS
CORRESPONDING ANGLES	 <p> $\angle 1$ and $\angle 5$ $\angle 2$ and $\angle 6$ $\angle 3$ and $\angle 7$ $\angle 4$ and $\angle 8$ </p>	<p>in the same relative position on each line on the same side of the transversal</p>

EXAMPLE: Name all pairs of alternate interior, same-side interior, alternate exterior, and corresponding angles in the figure.



Alternate interior angles: $\angle 2$ and $\angle 7$, $\angle 3$ and $\angle 6$

Same-side interior angles: $\angle 2$ and $\angle 3$, $\angle 6$ and $\angle 7$

Alternate exterior angles: $\angle 1$ and $\angle 8$, $\angle 4$ and $\angle 5$

Corresponding angles: $\angle 1$ and $\angle 3$, $\angle 2$ and $\angle 4$, $\angle 5$ and $\angle 7$, $\angle 6$ and $\angle 8$

Two or More Transversals

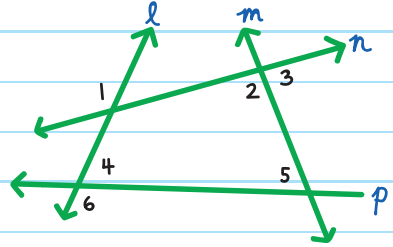
This figure shows four transversals. Every line is a transversal to two other lines:

l is a transversal intersecting n and p .

m is a transversal intersecting n and p .

n is a transversal intersecting l and m .

p is a transversal intersecting l and m .

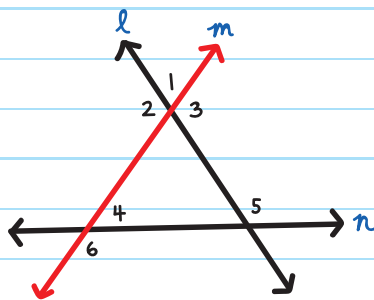
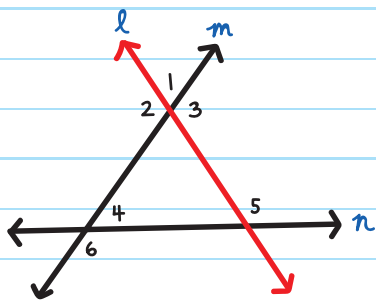
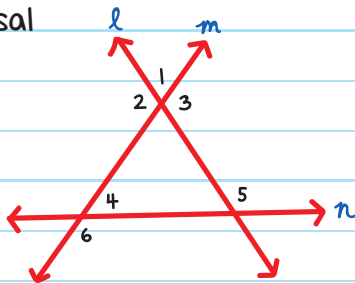


Some special angle pairs formed by a transversal in the figure above are:

- $\angle 1$ and $\angle 6$: alternate exterior angles, connected by transversal l .
- $\angle 1$ and $\angle 3$: alternate exterior angles connected by transversal n .
- $\angle 3$ and $\angle 5$: alternate interior angles connected by transversal m .
- $\angle 4$ and $\angle 5$: same-side interior angles connected by transversal p .
- $\angle 2$ and $\angle 5$: same-side interior angles connected by transversal m .

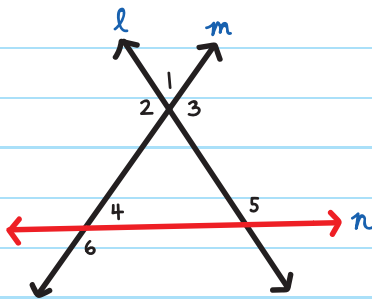
EXAMPLE: Name all the transversal angle pairs in the figure.

Each line is a transversal that connects the other two lines.



l is a transversal connecting m and n .

m is a transversal connecting l and n .



n is a transversal connecting l and m .

The transversal angle pairs are:

Alternate interior angles:

$\angle 2$ and $\angle 4$, transversal m

($\angle 2$ and $\angle 4$ are between lines l and n)

Same-side interior angles:

$\angle 3$ and $\angle 5$, transversal l

($\angle 3$ and $\angle 5$ are between lines m and n)

Alternate exterior angles:

$\angle 1$ and $\angle 6$, transversal m

($\angle 1$ and $\angle 6$ are outside lines l and n)


Corresponding angles:

$\angle 1$ and $\angle 5$, transversal l

$\angle 3$ and $\angle 4$, transversal m

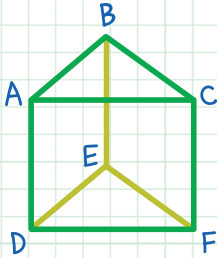
$\angle 4$ and $\angle 5$, transversal n





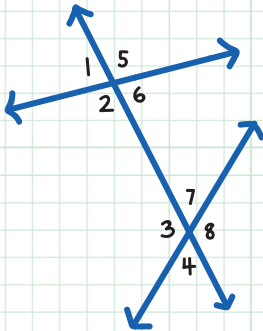
CHECK YOUR KNOWLEDGE

For questions 1-3, use the figure below.



1. Name two segments parallel to \overline{AD} .
2. Name three segments skew to \overline{AC} .
3. Name two parallel planes.

For questions 4-7, use the figure below.



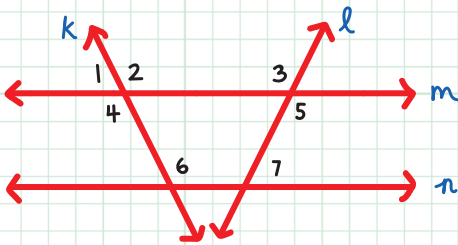
4. Name all alternate interior angle pairs.

5. Name all same-side interior angle pairs.

6. Name all alternate exterior angle pairs.

7. Name all corresponding angle pairs.

For questions 8–11, use the figure below.



8. Name the transversal that connects $\angle 1$ and $\angle 5$, and name the angle pair.

9. Name the transversal that connects $\angle 5$ and $\angle 7$, and name the angle pair.

10. Find the alternate interior angle pair that is numbered. Name the transversal that connects it.

11. Find all corresponding angles that are numbered. Name the transversal that connects each pair.

CHECK YOUR ANSWERS



1. \overline{BE} and \overline{CF}
2. \overline{BE} , \overline{DE} , and \overline{EF}
3. Plane ABC and plane DEF
4. $\angle 2$ and $\angle 7$, $\angle 3$ and $\angle 6$
5. $\angle 2$ and $\angle 3$, $\angle 6$ and $\angle 7$
6. $\angle 1$ and $\angle 8$, $\angle 4$ and $\angle 5$
7. $\angle 1$ and $\angle 3$, $\angle 2$ and $\angle 4$, $\angle 5$ and $\angle 7$, $\angle 6$ and $\angle 8$
8. Transversal m , alternate exterior angles
9. Transversal l , same-side interior
10. $\angle 4$ and $\angle 6$, transversal k
11. $\angle 1$ and $\angle 3$, transversal m
 $\angle 2$ and $\angle 6$, transversal k
 $\angle 6$ and $\angle 7$, transversal n

Chapter 8

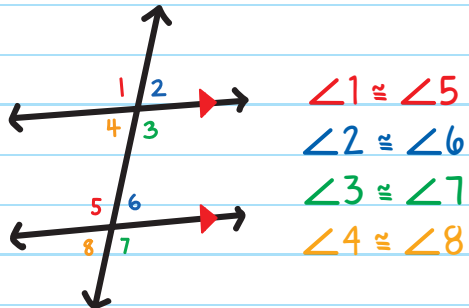
PROVING SPECIAL ANGLE PAIRS

Special angle pairs in parallel lines have specific properties, and can be used to prove that two lines are parallel.

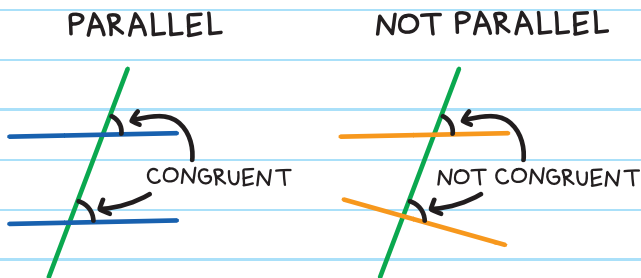
CORRESPONDING ANGLES POSTULATE

If two parallel lines are cut by a transversal, their corresponding angles are congruent.

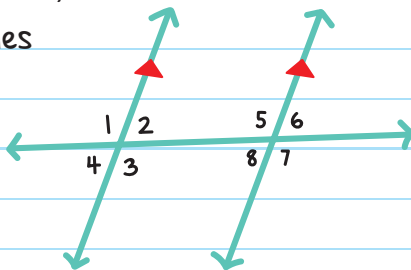
lie on the same side of the transversal



Important: The lines must be parallel.



EXAMPLE: In the figure below,
 $m\angle 2 = 81^\circ$. Find all other angles
with a measure of 81° .



Since the lines are parallel,
we know:

Corresponding angles $\angle 2$ and $\angle 6$ are congruent, so:
 $m\angle 6 = 81^\circ$

Vertical angles $\angle 2$ and $\angle 4$ are congruent, so:
 $m\angle 4 = 81^\circ$

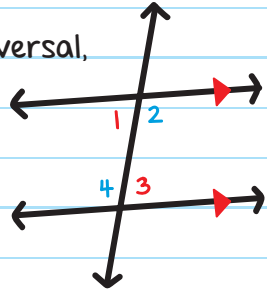
Corresponding angles $\angle 4$ and $\angle 8$ are congruent, so:
 $m\angle 8 = 81^\circ$

ALTERNATE INTERIOR ANGLES THEOREM

If two parallel lines are cut by a transversal, then their alternate interior angles are congruent.

$$\angle 1 \cong \angle 3$$

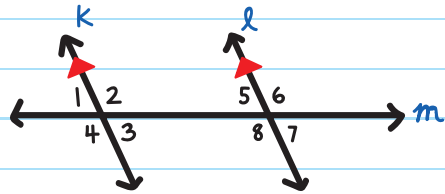
$$\angle 2 \cong \angle 4$$



EXAMPLE:

Given: $k \parallel l$

Prove: $\angle 5 \cong \angle 3$



STATEMENTS

REASONS

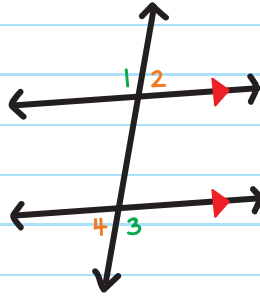
1. $k \parallel l$	1. Given
2. $\angle 3 \cong \angle 7$	2. Corresponding Angles Postulate
3. $\angle 7 \cong \angle 5$	3. Definition of vertical angles
4. $\angle 3 \cong \angle 5$	4. Transitive Property of Congruence
5. $\angle 5 \cong \angle 3$	5. Symmetric Property of Congruence

ALTERNATE EXTERIOR ANGLES THEOREM

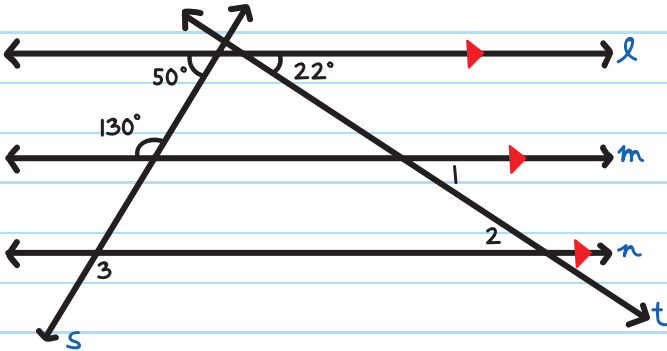
If two parallel lines are cut by a transversal, then their alternate exterior angles are congruent.

$$\angle 1 \cong \angle 3$$

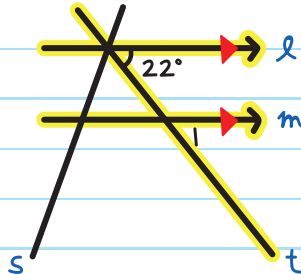
$$\angle 2 \cong \angle 4$$



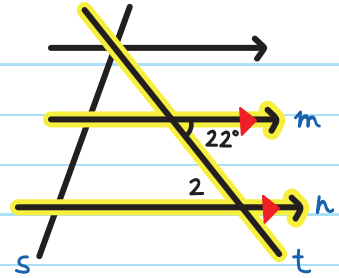
EXAMPLE: Find $m\angle 1$, $m\angle 2$, and $m\angle 3$ in the figure below.



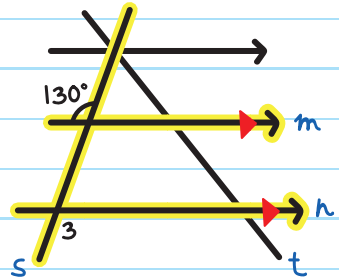
$m\angle 1 = 22^\circ$ from the
**CORRESPONDING ANGLES
 POSTULATE** with lines l and
 m and transversal t .



$m\angle 2 = 22^\circ$ from the **ALTERNATE INTERIOR ANGLES THEOREM**, with lines m and n and transversal t .

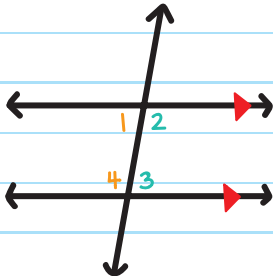


$m\angle 3 = 130^\circ$ from the **ALTERNATE EXTERIOR ANGLES THEOREM**, with lines m and n and transversal s .



SAME-SIDE INTERIOR ANGLES THEOREM

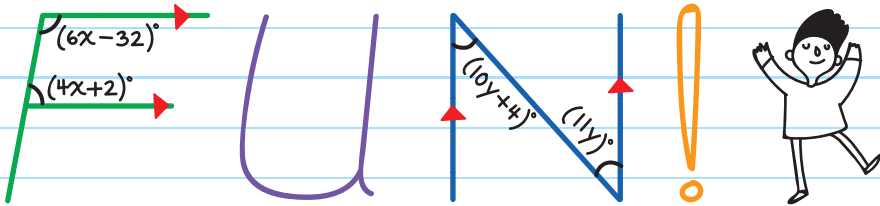
When two parallel lines are intersected by a transversal, then their same-side interior angles are supplementary.



$$m\angle 1 + m\angle 4 = 180^\circ$$

$$m\angle 2 + m\angle 3 = 180^\circ$$

EXAMPLE: Find the values for x and y in the figure.



On F, we know the labeled angles are supplementary
(from the **SAME-SIDE INTERIOR ANGLES THEOREM**):

$$6x - 32 + 4x + 2 = 180$$

$$10x - 30 = 180$$

Simplify.

$$10x = 210$$

Add 30 to both sides.

$$x = 21$$

Divide both sides by 10.

On N, we know the labeled angles are congruent
(from the **ALTERNATE INTERIOR ANGLES THEOREM**):

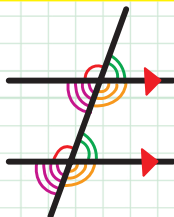
$$10y + 4 = 11y$$

$$y = 4$$

Subtract $10y$ from both sides.

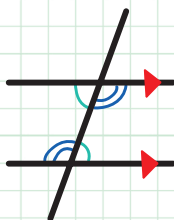
PARALLEL LINE POSTULATE AND THEOREMS

CORRESPONDING
ANGLES
POSTULATE



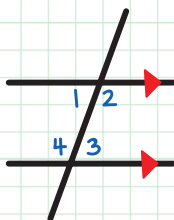
Corresponding angles are congruent if the lines are parallel.

ALTERNATE
INTERIOR
ANGLES THEOREM



Alternate interior angles are congruent if the lines are parallel.

SAME-SIDE
INTERIOR
ANGLES THEOREM

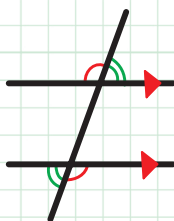


$$m\angle 1 + m\angle 4 = 180^\circ$$


$$m\angle 2 + m\angle 3 = 180^\circ$$

Same-side interior angles are supplementary if the lines are parallel.

ALTERNATE
EXTERIOR
ANGLES THEOREM

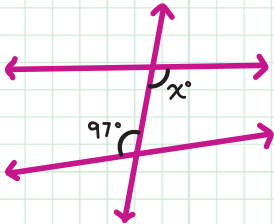


Alternate exterior angles are congruent if the lines are parallel.



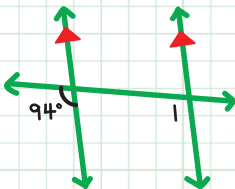
CHECK YOUR KNOWLEDGE

1. Can the Alternate Interior Angles Theorem be used to find the value of x ?

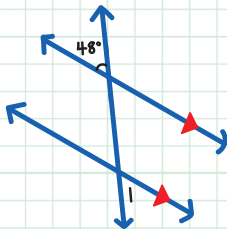


For questions 2-5, find $m\angle 1$. What theorem or postulate did you use?

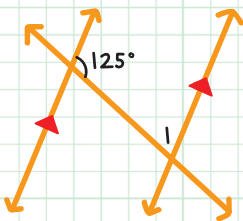
2.



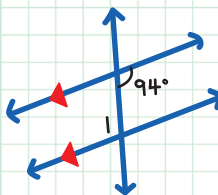
3.



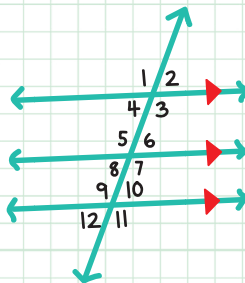
4.



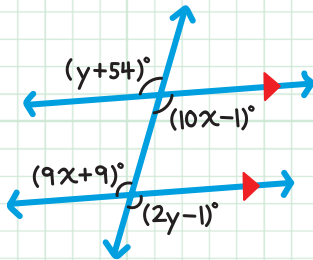
5.



6. In the figure to the right $m\angle 11 = 103^\circ$. Name all the other angles that have a measure of 103° .

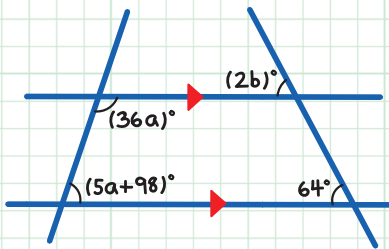


For questions 7 and 8, use the figure below.



7. Find the value of x . What theorem or postulate did you use to find the value?
8. Find the value of y .

For questions 9 and 10, use the figure below.



9. Find the value of a . What theorem or postulate did you use?
10. Find the value of b . What theorem or postulate did you use?

CHECK YOUR ANSWERS



1. No, the lines are not parallel.
2. $m\angle 1 = 94^\circ$, using the Corresponding Angles Postulate
3. $m\angle 1 = 48^\circ$, using the Alternate Exterior Angles Theorem
4. $m\angle 1 = 55^\circ$, using the Same-Side Interior Angles Theorem
5. $m\angle 1 = 94^\circ$, using the Alternate Interior Angles Theorem
6. $\angle 1, \angle 3, \angle 5, \angle 7, \angle 9$
7. $x = 10$, using the Alternate Interior Angles Theorem
8. $y = 55$
9. $a = 2$, using the Same-Side Interior Angles Theorem
10. $b = 32$, using the Corresponding Angles Postulate

Chapter 9

PROVING LINES PARALLEL

The converses of the parallel line theorems and postulates are true.

CONVERSE OF CORRESPONDING ANGLES POSTULATE

If corresponding angles are **CONGRUENT**, then the lines are **PARALLEL**.

CONVERSE OF ALTERNATE INTERIOR ANGLES THEOREM

If alternate interior angles are **CONGRUENT**, then the lines are **PARALLEL**.

CONVERSE OF SAME-SIDE INTERIOR ANGLES THEOREM

If same-side interior angles are **SUPPLEMENTARY**, then the lines are **PARALLEL**.

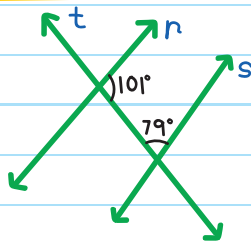
CONVERSE OF ALTERNATE EXTERIOR ANGLES THEOREM

If alternate exterior angles are **CONGRUENT**, then the lines are **PARALLEL**.

Use these theorems to determine if lines are parallel:

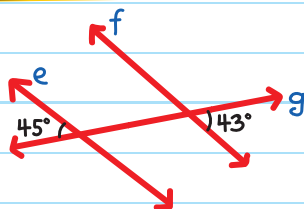
CONVERSE OF SAME-SIDE INTERIOR ANGLES THEOREM

Same-side interior angles are supplementary ($101^\circ + 79^\circ = 180^\circ$), so lines r and s are parallel.



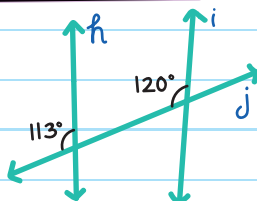
CONVERSE OF ALTERNATE EXTERIOR ANGLES THEOREM

Alternate exterior angles are *not* congruent, so lines e and f are *not* parallel.



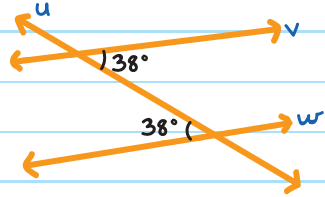
CONVERSE OF CORRESPONDING ANGLES POSTULATE

Corresponding angles are *not* congruent, so lines h and i are *not* parallel.



CONVERSE OF ALTERNATE INTERIOR ANGLES THEOREM

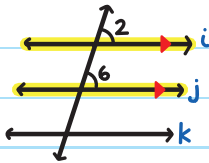
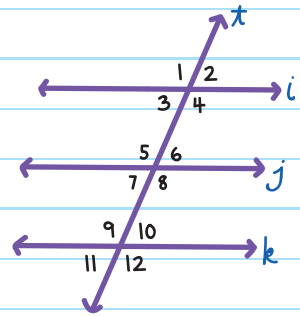
Alternate interior angles are congruent, so lines v and w are parallel.



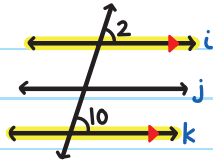
EXAMPLE: If $i \parallel j$ and $i \parallel k$, prove $j \parallel k$.

Given: $i \parallel j, i \parallel k$

Prove: $j \parallel k$



$i \parallel j$ so then $\angle 2 \cong \angle 6$



$i \parallel k$ so then $\angle 2 \cong \angle 10$

$\angle 6 \cong \angle 10$

STATEMENTS

REASONS

1. $i \parallel j, i \parallel k$

1. Given

2. $\angle 2 \cong \angle 6$

2. Corresponding Angles Postulate

3. $\angle 2 \cong \angle 10$

3. Corresponding Angles Postulate

4. $\angle 6 \cong \angle 10$

4. Transitive Property of Congruence

5. $j \parallel k$

5. Converse of Corresponding Angles Postulate

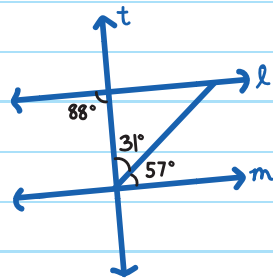


EXAMPLE: Is line l parallel to line m ?

Since $31^\circ + 57^\circ = 88^\circ$, the alternate interior angles are congruent.

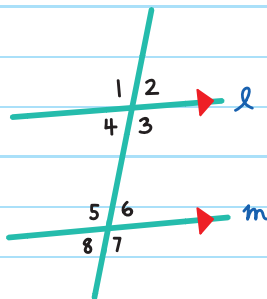
By the **CONVERSE OF ALTERNATE INTERIOR ANGLES THEOREM**,

we know l is parallel to m .



EXAMPLE:

Write a paragraph proof to show that if $m\angle 2 + m\angle 7 = 180^\circ$, then $\ell \parallel m$.



Given: $m\angle 2 + m\angle 7 = 180^\circ$


Prove: $\ell \parallel m$

Given: $m\angle 2 + m\angle 7 = 180^\circ$. Because vertical angles have equal measure, $m\angle 2 = m\angle 4$ and $m\angle 7 = m\angle 5$.

Substituting these two values into the given equation gives $m\angle 4 + m\angle 5 = 180^\circ$.

By the **CONVERSE OF SAME-SIDE INTERIOR ANGLES THEOREM**, $\ell \parallel m$.





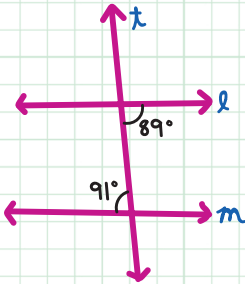
CHECK YOUR KNOWLEDGE

Complete each sentence.

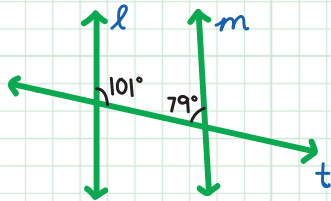
1. If alternate interior angles are congruent, then the lines are _____.
2. If same-side interior angles are _____, then the lines are parallel.

For questions 3-6, determine whether lines l and m are parallel and state the reasoning.

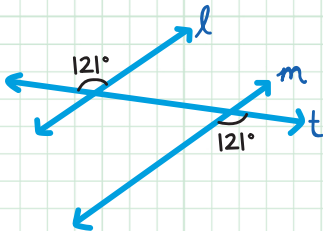
3.



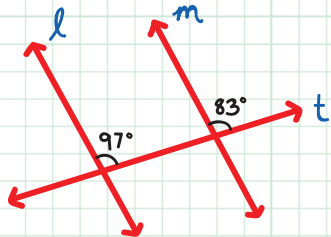
4.



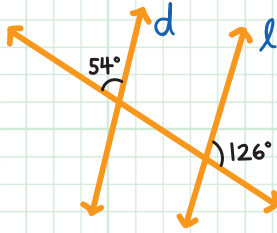
5.



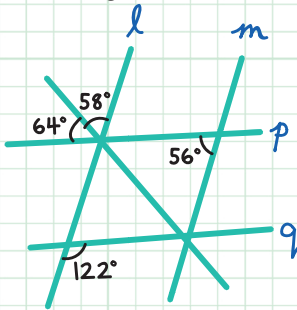
6.



7. Is $d \parallel l$?

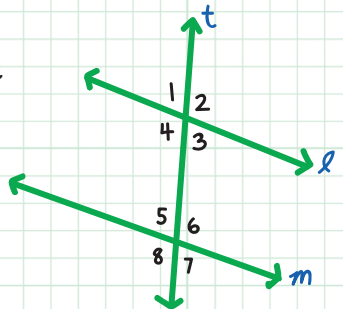


8. Which of the following lines are parallel? Explain your reasoning.



9. Fill in the blanks in the paragraph proof to show that if $m\angle 1 + m\angle 6 = 180^\circ$, then $l \parallel m$.

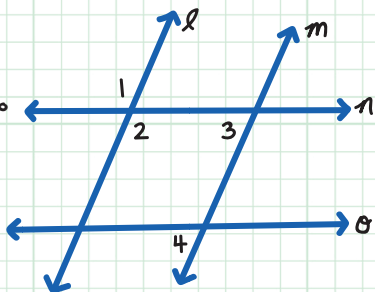
Given $m\angle 1 + m\angle 6 = 180^\circ$. Because _____ have equal measure, $m\angle 1 = m\angle 3$. Substituting into the given equation gives _____. By the _____, $l \parallel m$.



10. Complete each statement and reason for the following proof.

Given: $n \parallel a$, $m\angle 1 + m\angle 4 = 180^\circ$

Prove: $\ell \parallel m$



STATEMENTS

REASONS

- | | |
|--|----------------------------------|
| 1. $n \parallel a$, $m\angle 1 + m\angle 4 = 180^\circ$ | 1. Given |
| 2. $\angle 3 \cong \angle 4$ | 2. _____ |
| 3. $m\angle 3 = m\angle 4$ | 3. Definition of congruence |
| 4. _____ | 4. Definition of vertical angles |
| 5. $m\angle 1 = m\angle 2$ | 5. _____ |
| 6. $m\angle 2 + m\angle 3 = 180^\circ$ | 6. Substitution |
| 7. $\ell \parallel m$ | 7. _____ |

CHECK YOUR ANSWERS



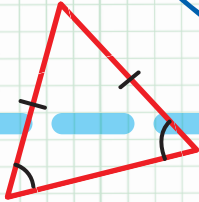
1. parallel
2. supplementary
3. No, alternate interior angles are not congruent.
4. Yes, Converse to Same-Side Interior Angles Theorem.
5. Yes, Converse to Alternate Exterior Angles Theorem.
6. No, corresponding angles are not congruent.
7. Yes. (Since $180^\circ - 126^\circ = 54^\circ$, $d \parallel e$ by Converse to Corresponding Angles Postulate or Converse to Alternate Exterior Angles Postulate.)
8. p is parallel to q . Since $64^\circ + 58^\circ = 122^\circ$, $p \parallel q$ by Converse to Alternate Exterior Angles Theorem (with transversal ℓ).
9. Given $m\angle 1 + m\angle 6 = 180^\circ$. Because vertical angles have equal measure, $m\angle 1 = m\angle 3$. Substituting into the given equation gives $m\angle 3 + m\angle 6 = 180^\circ$. By the Converse of Same-Side Interior Angles Theorem, $\ell \parallel m$.

10.


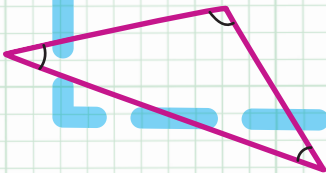
STATEMENTS	REASONS
1. $n \parallel a, m\angle 1 + m\angle 4 = 180^\circ$	1. Given
2. $\angle 3 \cong \angle 4$	2. Corresponding Angles Postulate
3. $m\angle 3 = m\angle 4$	3. Definition of congruence
4. $\angle 1 \cong \angle 2$	4. Definition of vertical angles
5. $m\angle 1 = m\angle 2$	5. Definition of congruence
6. $m\angle 2 + m\angle 3 = 180^\circ$	6. Substitution
7. $l \parallel m$	7. Converse of Same-Side Interior Angles Theorem

Unit

3



Triangles and
Congruence



Chapter 10

TYPES OF TRIANGLES

A **POLYGON** is a **TWO-DIMENSIONAL** (flat) closed figure with at least three straight sides.

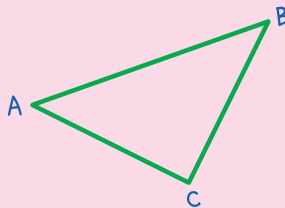
A **TRIANGLE** is a polygon with three sides and three angles. The symbol for a triangle is Δ .

To name a triangle, write the Δ symbol followed by the letters of the three vertices.

Triangle: ΔABC

Sides: \overline{AB} , \overline{AC} , \overline{BC}

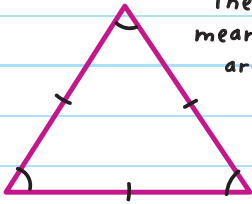
Vertices: A , B , C



CLASSIFYING TRIANGLES

We can **CLASSIFY** (or organize) triangles by their sides:

**EQUILATERAL
TRIANGLE**



These marks mean the sides are equal.

3 congruent sides

3 congruent angles

**ISOSCELES
TRIANGLE**

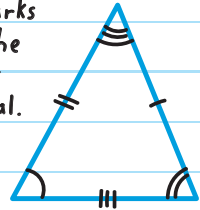


These marks mean the angles are equal.

2 congruent sides

2 congruent angles

**SCALENE
TRIANGLE**

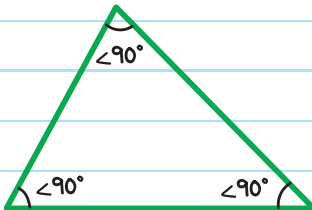


0 congruent sides

0 congruent angles

We can also classify triangles by their types of angles:

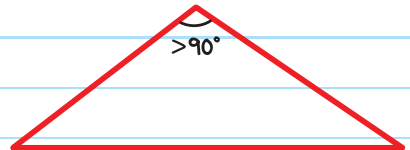
ACUTE TRIANGLE



3 acute angles

(all angles $< 90^\circ$)

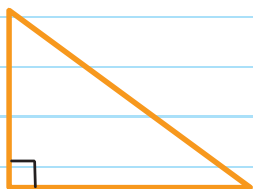
OBTUSE TRIANGLE



1 obtuse angle

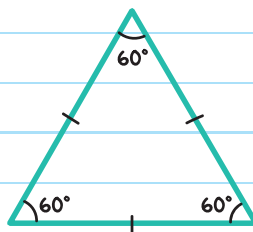
(one angle $> 90^\circ$)

RIGHT TRIANGLE



1 right angle (90°)

EQUIANGULAR TRIANGLE



3 congruent angles

If a triangle is equilateral, then it is equiangular.

If a triangle is equiangular, then it is equilateral.

If a triangle is equilateral, then it has three 60° angles.

EQUILATERAL \longleftrightarrow **EQUIANGULAR**

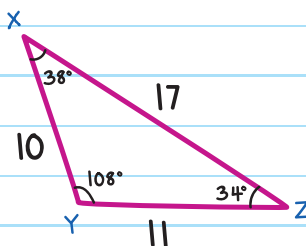
We can combine both systems of classification to describe a triangle more precisely.

EXAMPLE: Classify the triangle.

ANGLES: There is one obtuse angle.

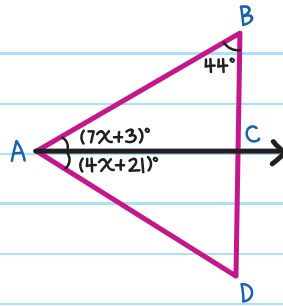
SIDES: No congruent sides

TYPE: An obtuse scalene triangle



EXAMPLE: \overrightarrow{AC} bisects $\angle BAD$.

Determine if $\triangle ABD$ is acute, obtuse, right, or equiangular.



Step 1: Find the value of x .

Since \overrightarrow{AC} bisects $\angle BAD$, that means it divides $\angle BAD$ into two congruent angles with equal measure.

$$m\angle BAC = m\angle CAD$$

$$7x + 3 = 4x + 21$$

Substitute.

$$3x + 3 = 21$$

Subtract $4x$ from both sides.

$$3x = 18$$

Subtract 3 from both sides.

$$x = 6$$

Divide both sides by 3.

Step 2: Find $m\angle BAC$, $m\angle CAD$, and $m\angle BAD$

$$m\angle BAC = (7x + 3)^\circ = [7(6) + 3]^\circ = 45^\circ$$

$$m\angle CAD = (4x + 21)^\circ = [4(6) + 21]^\circ = 45^\circ$$

$$m\angle BAD = m\angle BAC + m\angle CAD$$

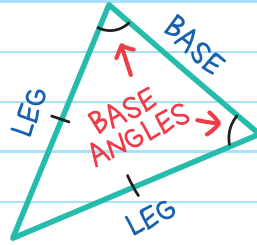
$$= 45^\circ + 45^\circ$$

$$= 90^\circ$$

Since $\angle BAD$ measures 90° , it is a right angle, so $\triangle ABD$ is a right triangle.

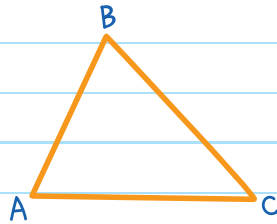
Isosceles Triangles

In an **ISOSCELES TRIANGLE**, the sides that are equal in length are called the **LEGS**. The third side is called the **BASE**. The angles opposite the legs are called the **BASE ANGLES**.



In this isosceles triangle:

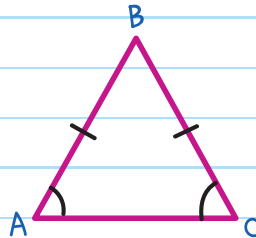
- $\angle A$ is opposite \overline{BC} .
- $\angle B$ is opposite \overline{AC} .
- $\angle C$ is opposite \overline{AB} .



ISOSCELES TRIANGLE THEOREM

If two sides of a triangle are congruent, then the angles opposite those sides are congruent.

If $\overline{AB} \cong \overline{BC}$, then $\angle A \cong \angle C$.

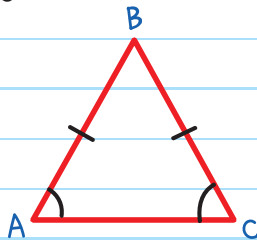


The converse of this is also true.

CONVERSE OF ISOSCELES TRIANGLE THEOREM

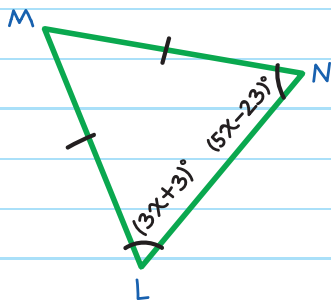
If two angles of a triangle are congruent, then the sides opposite those angles are also congruent.

If $\angle A \cong \angle C$, then $\overline{AB} \cong \overline{BC}$.



EXAMPLE: Find the value of x in $\triangle LMN$.

Since $\overline{LM} \cong \overline{MN}$, we know that $\angle L$ is congruent to $\angle N$ (from the ISOSCELES TRIANGLE THEOREM).



$$m\angle L = m\angle N$$

$$3x + 3 = 5x - 23$$

Substitute.

$$3 = 2x - 23$$


Subtract $3x$ from both sides.

$$26 = 2x$$

Add 23 to both sides.

$$x = 13$$

Divide both sides by 2.



CHECK YOUR KNOWLEDGE

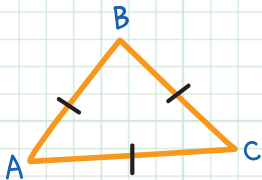
Complete each statement.

1. An isosceles triangle has _____ congruent sides.

2. A scalene triangle has _____ congruent sides.

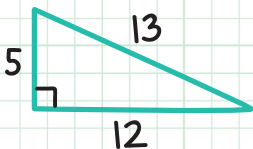
3. An acute triangle has _____ acute angles.

4. The measure of $\angle A$ is _____ $^\circ$.

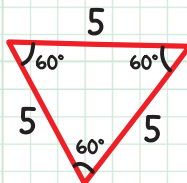


For questions 5-7, classify each triangle by its angle and side measurements.

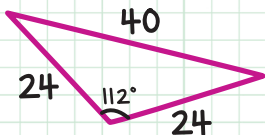
5.



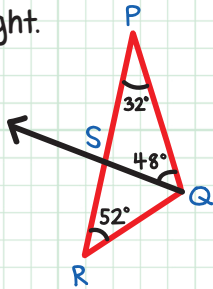
6.



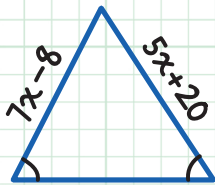
7.



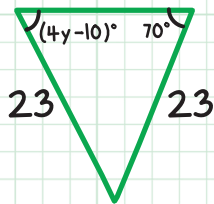
8. \overrightarrow{QS} bisects $\angle PQR$. Determine if $\triangle PQR$ is acute, obtuse, or right.



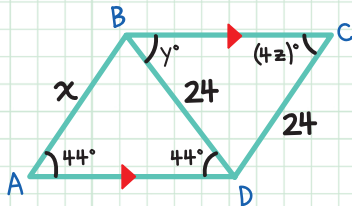
9. Find the value of x in the triangle below.



10. Find the value of y in the triangle below.



11. Find the values of x , y , and z in the figure below.



CHECK YOUR ANSWERS



1. two
2. zero
3. three
4. 60
5. right scalene
6. acute, equiangular, and equilateral
7. obtuse isosceles
8. obtuse
9. $7x - 8 = 5x + 20$; therefore, $x = 14$
10. $70 = 4y - 10$, so $y = 20$
11. $x = 24$, $y = 44$, $z = 11$

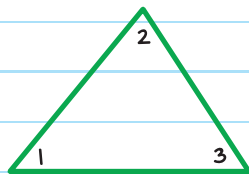
Chapter 11

INTERIOR AND EXTERIOR ANGLES

INTERIOR ANGLES

The angles inside a triangle are the **INTERIOR ANGLES**.

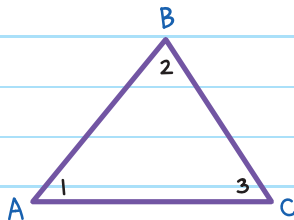
Interior angles: $\angle 1$, $\angle 2$, $\angle 3$



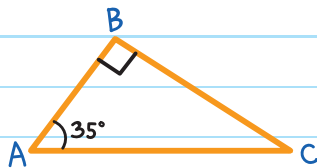
TRIANGLE ANGLE-SUM THEOREM

The sum of the measures of the three interior angles is 180° .

$$m\angle 1 + m\angle 2 + m\angle 3 = 180^\circ$$



EXAMPLE: Find $m\angle C$ in $\triangle ABC$.



$\angle B$ is a right angle, so $m\angle B = 90^\circ$.

From the **TRIANGLE ANGLE-SUM THEOREM**, the measures of the angles in a triangle add up to 180° :

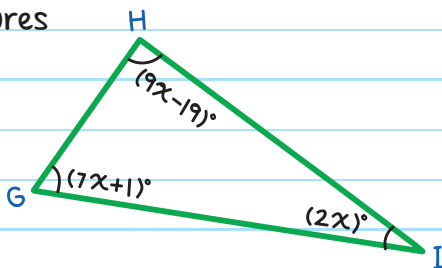
$$m\angle A + m\angle B + m\angle C = 180^\circ$$

$$35^\circ + 90^\circ + m\angle C = 180^\circ$$

$$125^\circ + m\angle C = 180^\circ$$

$$m\angle C = 55^\circ$$

EXAMPLE: Find the measures of each angle in $\triangle GHI$.



All three interior angles add up to 180° :

$$m\angle G + m\angle H + m\angle I = 180^\circ$$

$$(7x + 1) + (9x - 19) + 2x = 180$$

$$18x - 18 = 180$$

$$18x = 198$$

$$x = 11$$

Substituting $x = 11$ into each angle measure gives:

$$m\angle G = (7x + 1)^\circ = [7(11) + 1]^\circ = 78^\circ$$

$$m\angle H = (9x - 19)^\circ = [9(11) - 19]^\circ = 80^\circ$$

$$m\angle I = (2x)^\circ = 2(11)^\circ = 22^\circ$$

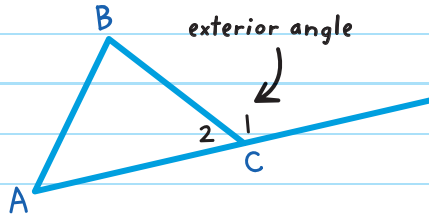
CHECK YOUR WORK

$$m\angle G + m\angle H + m\angle I = 78^\circ + 80^\circ + 22^\circ = 180^\circ \checkmark$$



EXTERIOR ANGLES

The angles on the outside of the triangle are the **EXTERIOR ANGLES**.

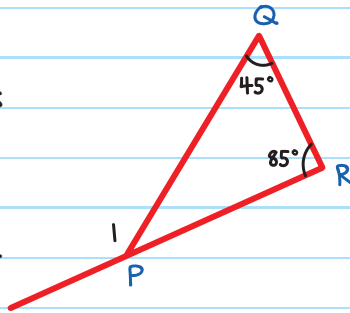


$\angle 1$ is an exterior angle of $\triangle ABC$.

$\angle 1$ and $\angle 2$ are supplementary to each other.

$$m\angle 1 + m\angle 2 = 180^\circ$$

EXAMPLE: In $\triangle PQR$, $m\angle Q$ is 45° and $m\angle R$ is 85° . Find $m\angle 1$.



First, find the measure of $\angle QPR$.

All three interior angles add up to 180° :

$$m\angle QPR + m\angle Q + m\angle R = 180^\circ$$

$$m\angle QPR + 45^\circ + 85^\circ = 180^\circ$$

$$m\angle QPR = 50^\circ$$

Then, use that information to find $m\angle 1$.

$\angle 1$ and $\angle QPR$ are supplementary,

$$m\angle 1 + m\angle QPR = 180^\circ$$

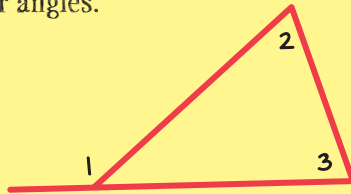
$$m\angle 1 + 50^\circ = 180^\circ$$

$$m\angle 1 = 130^\circ$$



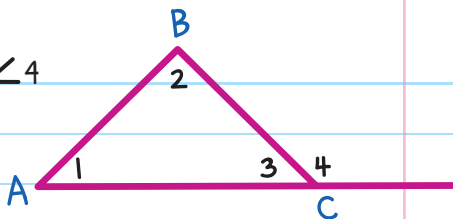
The measurement of an exterior angle is equal to the sum of the two nonadjacent interior angles.

$$m\angle 1 = m\angle 2 + m\angle 3$$



Given: $\triangle ABC$ with exterior angle $\angle 4$

Prove: $m\angle 1 + m\angle 2 = m\angle 4$



$\triangle ABC$ with exterior angle $\angle 4$

Given

$$m\angle 1 + m\angle 2 + m\angle 3 = 180^\circ$$

Triangle Angle-Sum Theorem

$$m\angle 3 + m\angle 4 = 180^\circ$$

Definition of linear pair

$$m\angle 1 + m\angle 2 + m\angle 3 = m\angle 3 + m\angle 4$$

Substitution

$$m\angle 1 + m\angle 2 = m\angle 4$$

Subtraction Property of Equality

EXAMPLE: Find $m\angle 1$.

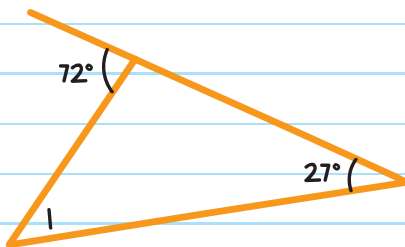
Because 72° is the same value as the sum of $m\angle 1$ and 27° ,

$$72^\circ = m\angle 1 + 27^\circ$$

$$72^\circ - 27^\circ = m\angle 1 + 27^\circ - 27^\circ$$

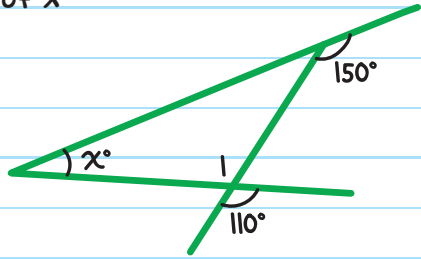
$$45^\circ = m\angle 1$$

$$m\angle 1 = 45^\circ$$



EXAMPLE: Find the value of x in the figure.

Since vertical angles are congruent,



$$m\angle 1 = 110^\circ$$


Since 150° is the same value as the sum of $m\angle 1$ and x° ,

$$150 = m\angle 1 + x$$

$$150 = 110 + x$$

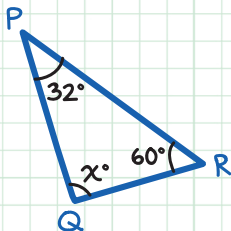
$$x = 40$$



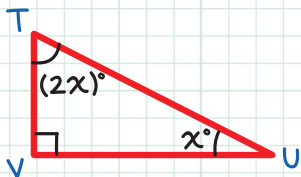


CHECK YOUR KNOWLEDGE

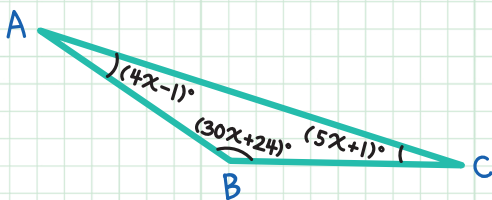
1. Find the value of x in $\triangle PQR$.



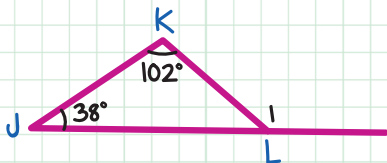
2. Find the value of x in $\triangle TUV$.



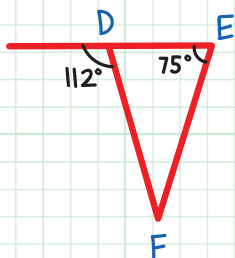
3. Find the measures of $\angle A$, $\angle B$, and $\angle C$.



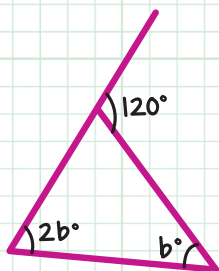
4. Find $m\angle 1$ in $\triangle JKL$.



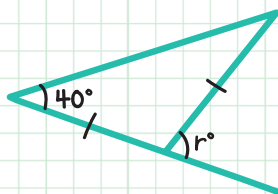
5. Find $m\angle F$ in $\triangle DEF$.



6. Find the value of b in the figure below.



7. Find the value of r in the figure below.



CHECK YOUR ANSWERS



1. $32 + 60 + x = 180$; therefore, $x = 88^\circ$

2. $2x + x + 90 = 180$; therefore, $x = 30^\circ$

3. $(4x - 1) + (30x + 24) + (5x + 1) = 180$;
therefore, $m\angle A = 15^\circ$, $m\angle B = 144^\circ$, $m\angle C = 21^\circ$

4. $38 + 102 = m\angle 1$; therefore, $m\angle 1 = 140^\circ$

5. $112 = 75 + m\angle F$; therefore, $m\angle F = 37^\circ$

6. $120 = 2b + b$; therefore, $b = 40^\circ$

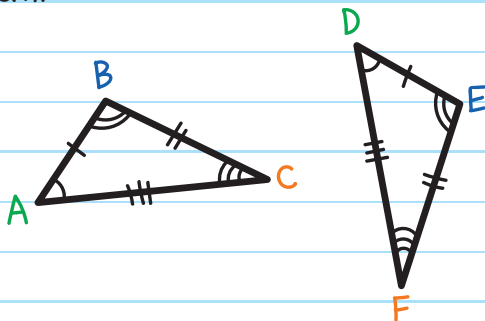
7. $40 + 40 = r$; therefore, $r = 80^\circ$

Chapter 12

SIDE-SIDE-SIDE AND SIDE-ANGLE-SIDE CONGRUENCE

CONGRUENCE

Congruent polygons have the same shape and size. Their **CORRESPONDING ANGLES** (angles in the same relative position on each figure) and **CORRESPONDING SIDES** are congruent.



If $\triangle ABC$ and $\triangle DEF$ are congruent, the corresponding angles are congruent:

$$\angle A \cong \angle D$$

$$\angle B \cong \angle E$$

$$\angle C \cong \angle F$$

And the corresponding sides are congruent:

$$\overline{AB} \cong \overline{DE}$$

$$\overline{BC} \cong \overline{EF}$$

$$\overline{AC} \cong \overline{DF}$$

The congruence statement is $\triangle ABC \cong \triangle DEF$.

IMPORTANT: Make sure the corresponding congruent angles are listed in the same order.

For example, writing $\triangle ABC \cong \triangle DEF$ means that

$$\angle A \cong \angle D, \angle B \cong \angle E, \text{ and } \angle C \cong \angle F.$$

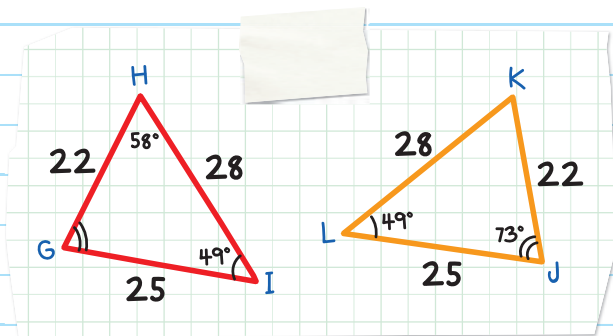
We can't write $\triangle ABC \cong \triangle EFD$ because

$$\angle A \text{ is not congruent to } \angle E.$$

EXAMPLE: Determine if $\triangle GHI$ is congruent to $\triangle JKL$.

If it is, write a congruence statement.

Find the missing angle measures.



By the **TRIANGLE ANGLE-SUM THEOREM**,

$$m\angle G + m\angle H + m\angle I = 180^\circ$$

$$m\angle G + 58^\circ + 49^\circ = 180^\circ$$

$$m\angle G = 73^\circ$$

Also, $m\angle J + m\angle K + m\angle L = 180^\circ$

$$73^\circ + m\angle K + 49^\circ = 180^\circ$$

$$m\angle K = 58^\circ$$

The triangles are congruent because they have congruent angles ...

$$\angle G \cong \angle J \quad \angle H \cong \angle K \quad \angle I \cong \angle L$$

... and their corresponding sides are congruent.

$$\overline{GH} \cong \overline{JK} \quad \overline{HI} \cong \overline{KL} \quad \overline{GI} \cong \overline{JL}$$

The congruence statement is $\triangle GHI \cong \triangle JKL$.



SIDE-SIDE-SIDE (SSS) CONGRUENCE

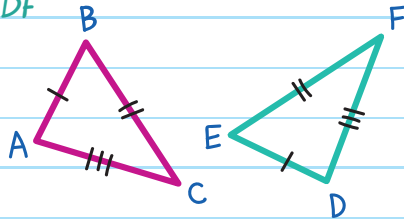
SIDE-SIDE-SIDE (SSS) CONGRUENCE POSTULATE

If the three sides of one triangle are congruent to the three sides of another triangle, then the triangles are congruent.

If we know the corresponding sides are congruent, then the angles will also be congruent.

If $\overline{AB} \cong \overline{DE}$, $\overline{BC} \cong \overline{EF}$ and $\overline{AC} \cong \overline{DF}$

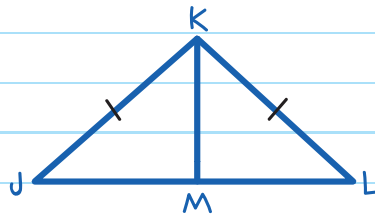
Then $\triangle ABC \cong \triangle DEF$.



In this triangle,

\overline{KM} bisects \overline{JL} and $\overline{JK} \cong \overline{KL}$.

Determine whether $\triangle JKM$ is congruent to $\triangle LKM$.



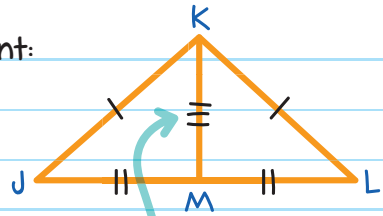
Since \overline{KM} bisects \overline{JL} , $\overline{JM} \cong \overline{ML}$.

Corresponding sides are congruent:

$$\overline{JK} \cong \overline{KL}$$

$$\overline{JM} \cong \overline{ML}$$

$$\overline{KM} \cong \overline{KM}$$



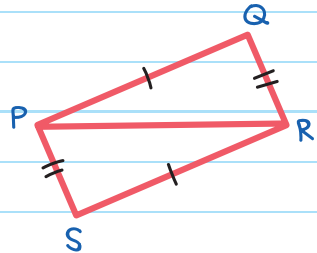
a line segment is congruent to itself

Therefore, $\triangle JKM \cong \triangle LKM$.

EXAMPLE: Write a two-column proof to prove the two triangles are congruent.

Given: $\overline{PQ} \cong \overline{RS}$ and $\overline{QR} \cong \overline{SP}$

Prove: $\triangle PQR \cong \triangle RSP$



STATEMENTS

REASONS

1. $\overline{PQ} \cong \overline{RS}, \overline{QR} \cong \overline{SP}$

1. Given

2. $\overline{PR} \cong \overline{PR}$

2. Reflexive Property of Congruence

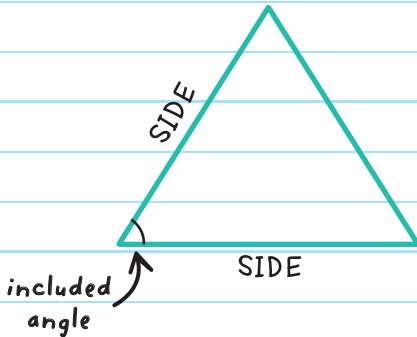
3. $\triangle PQR \cong \triangle RSP$

3. Side-Side-Side Congruence Postulate

SIDE-ANGLE-SIDE (SAS) CONGRUENCE

SIDE-ANGLE-SIDE (SAS) CONGRUENCE POSTULATE

If two sides and the **INCLUDED ANGLE** of one triangle are congruent to two sides and the included angle of another triangle, then the triangles are congruent.

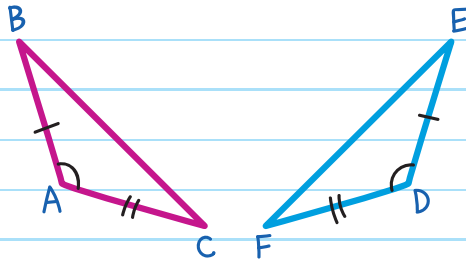


INCLUDED ANGLE

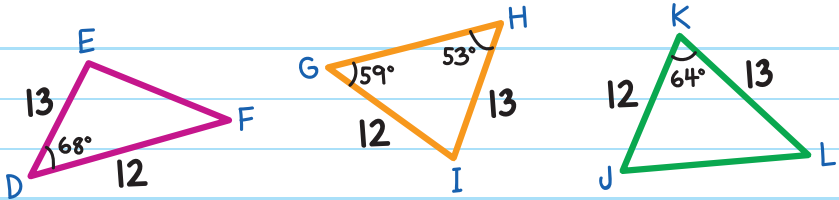
the angle between two sides of a triangle.

If $\overline{AB} \cong \overline{DE}$, $\angle A \cong \angle D$,
and $\overline{AC} \cong \overline{DF}$

Then $\triangle ABC \cong \triangle DEF$.



EXAMPLE: Which of the following triangles are congruent by Side Angle Side?



Each triangle has side lengths of 12 and 13. If the included angles are congruent, then the triangles are congruent.

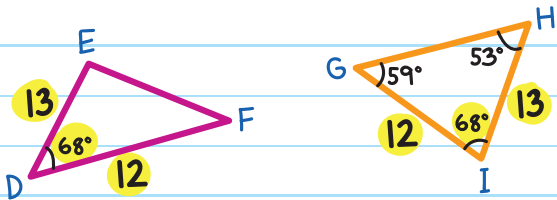
First, find the missing included angle in the second triangle:

Since the sum of the angles in a triangle add up to 180° ,

$$m\angle G + m\angle H + m\angle I = 180^\circ$$

$$59^\circ + 53^\circ + m\angle I = 180^\circ$$

$$m\angle I = 68^\circ$$



$\triangle JKL$ is not congruent to the other two triangles because the included angle, $\angle K$, is not congruent to $\angle I$ or $\angle D$ ($m\angle K = 64^\circ$).

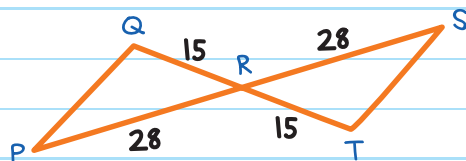
Corresponding sides: $\overline{DE} \cong \overline{HI}$ and $\overline{DF} \cong \overline{GI}$

Included angle: $\angle D \cong \angle I$

Then by the **SAS CONGRUENCE POSTULATE**,

$\triangle DEF \cong \triangle IHG$ ←

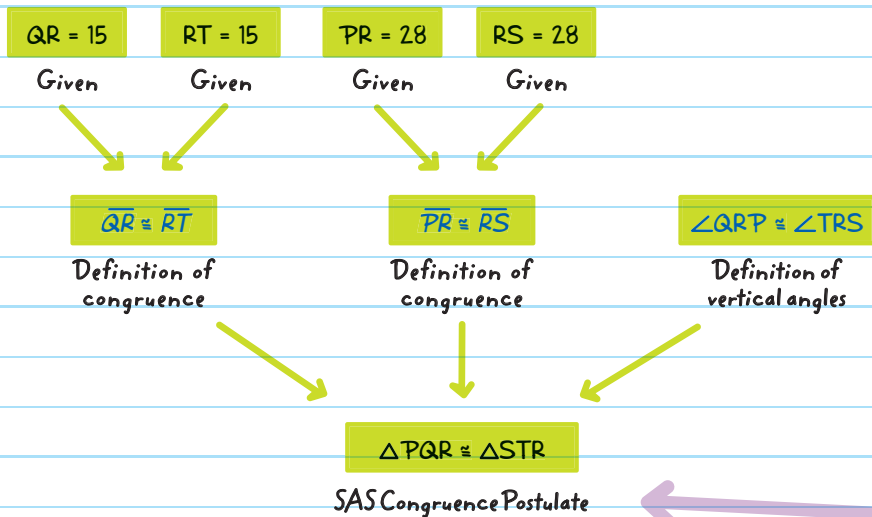
EXAMPLE: Prove the two triangles are congruent.



Given: $QR = 15$ and $RT = 15$

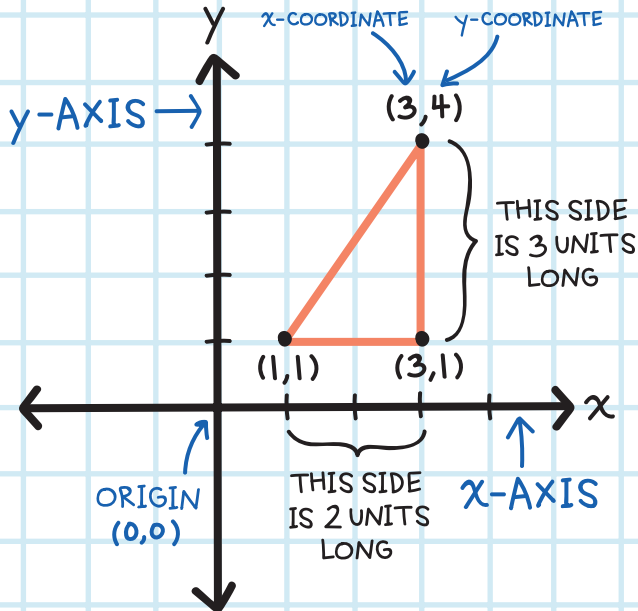
$PR = 28$ and $RS = 28$

Prove: $\triangle PQR \cong \triangle STR$



We can also solve problems with triangles (and other shapes) on a coordinate plane.

A triangle is formed by three points on the coordinate plane. The points are the vertices of the triangle. If a segment on a coordinate plane is horizontal or vertical, we can count the squares to find its length in units.

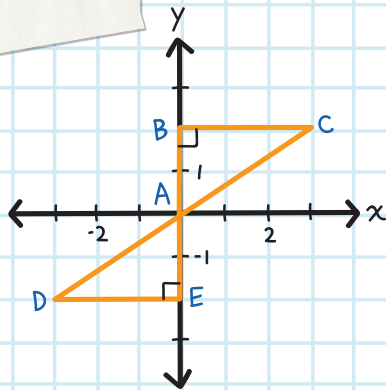


EXAMPLE:

Determine if the two triangles are congruent.

Corresponding sides:

Since $AB = 2$ units and
 $AE = 2$ units



$$\overline{AB} \cong \overline{AE}$$

Since $BC = 3$ units and $DE = 3$ units,


$$\overline{DE} \cong \overline{BC}$$

Included angle:

$m\angle DEA = 90^\circ$ and $m\angle CBA = 90^\circ$, so

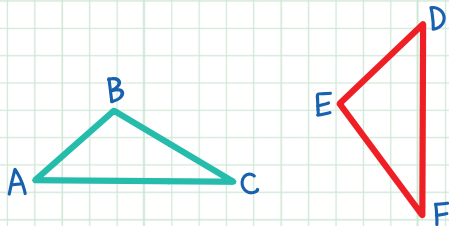
$$\angle DEA \cong \angle CBA$$

Therefore, by the **SIDE-ANGLE-SIDE CONGRUENCE POSTULATE**, $\triangle DEA \cong \triangle CBA$.



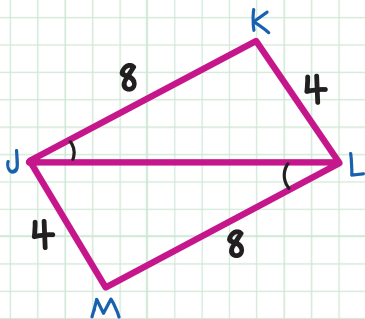
CHECK YOUR KNOWLEDGE

1. Given $\triangle ABC \cong \triangle DEF$, state the congruent corresponding sides and angles.

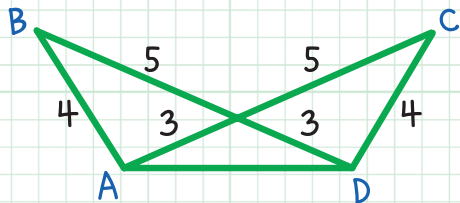


For questions 2-6, determine if the given triangles are congruent. If so, write a congruence statement and include the postulate (SSS or SAS) it demonstrates.

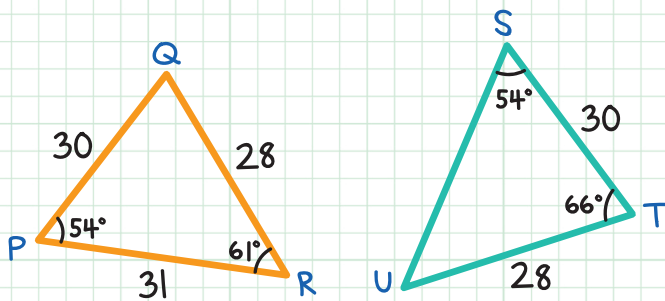
2. $\triangle JKL$ and $\triangle LMJ$



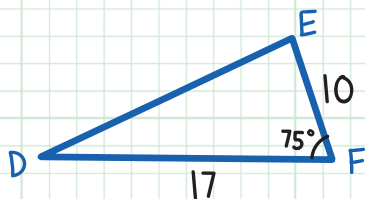
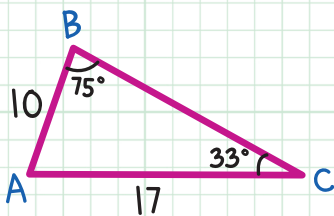
3. $\triangle ABD$ and $\triangle DCA$



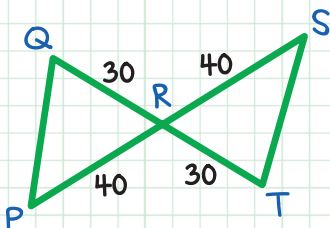
4. $\triangle PQR$ and $\triangle STU$



5. $\triangle ABC$ and $\triangle DEF$



6. $\triangle PQR$ and $\triangle STR$



CHECK YOUR ANSWERS



1. $\overline{AB} \cong \overline{DE}$, $\overline{BC} \cong \overline{EF}$, $\overline{AC} \cong \overline{DF}$, $\angle A \cong \angle D$,
 $\angle B \cong \angle E$, $\angle C \cong \angle F$

2. Yes, $\triangle JKL \cong \triangle LMJ$, SSS

3. Yes, $\triangle ABD \cong \triangle DCA$, SSS

4. No

5. No

6. Yes, $\triangle PQR \cong \triangle STR$, SAS

Chapter 13

ANGLE-SIDE-ANGLE AND ANGLE-ANGLE-SIDE CONGRUENCE

There are additional ways to determine if triangles are congruent:

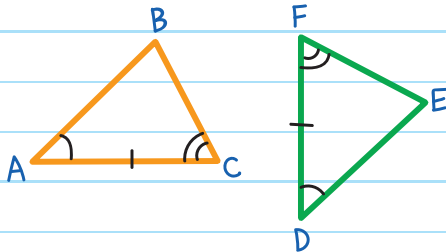
ANGLE-SIDE-ANGLE (ASA) CONGRUENCE

ANGLE-SIDE-ANGLE (ASA) CONGRUENCE POSTULATE

If two angles and the **INCLUDED SIDE** of one triangle are congruent to two angles and the included side of another triangle, then the triangles are congruent.

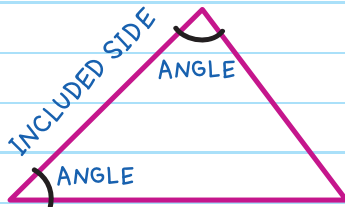
If $\angle A \cong \angle D$, $\overline{AC} \cong \overline{DF}$,
and $\angle C \cong \angle F$

Then $\triangle ABC \cong \triangle DEF$.

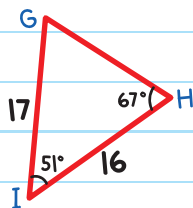
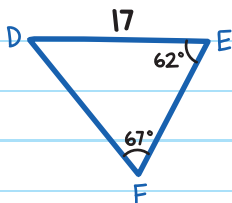
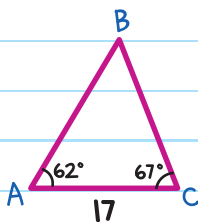


INCLUDED SIDE

the side between
two angles of a triangle.



EXAMPLE: Which of the following triangles are congruent by angle-side-angle (ASA)?



Each triangle has a side length of 17. Those will be the included sides.

First find the missing adjacent angle measures.

$$m\angle D + m\angle E + m\angle F = 180^\circ$$

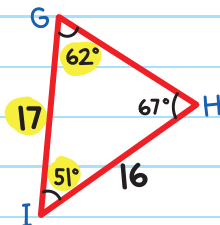
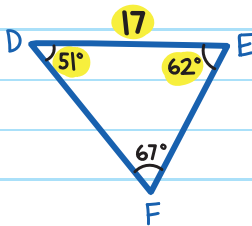
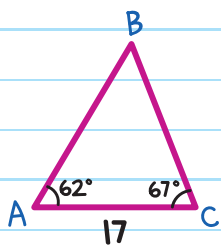
$$m\angle G + m\angle H + m\angle I = 180^\circ$$

$$m\angle D + 62^\circ + 67^\circ = 180^\circ$$

$$m\angle G + 67^\circ + 51^\circ = 180^\circ$$

$$m\angle D = 51^\circ$$

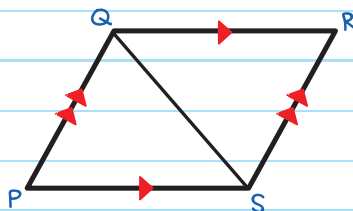
$$m\angle G = 62^\circ$$



$\angle D \cong \angle I$, $\overline{DE} \cong \overline{IG}$, and $\angle E \cong \angle G$,
 therefore $\triangle DEF \cong \triangle IGH$ by the **ANGLE-SIDE-ANGLE CONGRUENCE POSTULATE**.



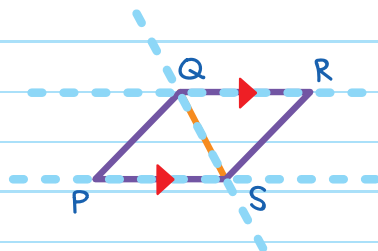
Even without knowing the exact measures of the angles and sides, we can prove that these triangles are congruent.



We know that $\overline{QR} \parallel \overline{PS}$ (given).

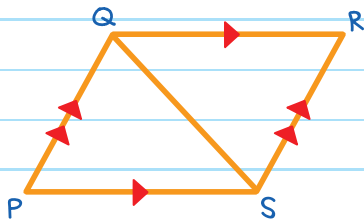
Use \overline{PS} and \overline{QR} as the parallel lines and \overline{QS} as the transversal.

Which means $\angle SQR \cong \angle QSP$
 (Alternate interior angles are congruent).



$\overline{QP} \parallel \overline{RS}$ (given)

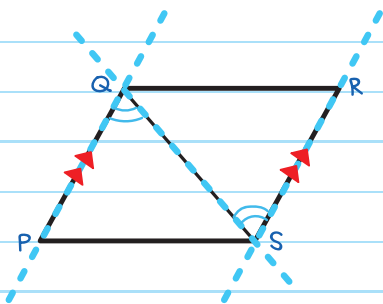
$\angle PQS \cong \angle QSR$ (Alternate interior angles are congruent.)



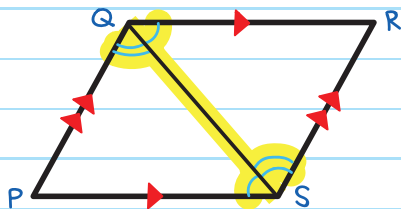
$\overline{QS} \cong \overline{QS}$ (This is the side that's shared by both triangles.)

Paragraph proof:

We are given that $\overline{QR} \parallel \overline{PS}$ and $\overline{QP} \parallel \overline{RS}$. $\angle SQR \cong \angle QSP$ and $\angle PQS \cong \angle QSR$ by the **ALTERNATE INTERIOR ANGLES THEOREM**. Also, $\overline{QS} \cong \overline{QS}$ by the **REFLEXIVE PROPERTY OF CONGRUENCE**.



So, by the **ANGLE-SIDE-ANGLE CONGRUENCE POSTULATE (ASA)**, $\triangle PQS \cong \triangle RSQ$.



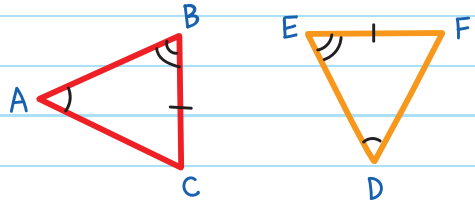
ANGLE-ANGLE-SIDE (AAS) CONGRUENCE

ANGLE-ANGLE-SIDE (AAS) CONGRUENCE THEOREM

If two angles and a nonincluded side of one triangle are congruent to two angles and the corresponding nonincluded side of another triangle, then the triangles are congruent.

If $\angle A \cong \angle D$, $\angle B \cong \angle E$,
and $\overline{BC} \cong \overline{EF}$

Then $\triangle ABC \cong \triangle DEF$.

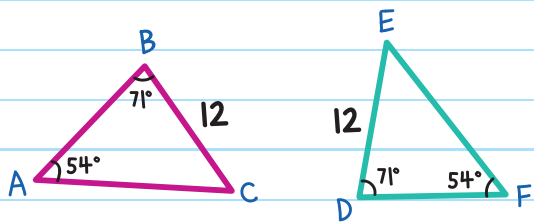


EXAMPLE: Prove $\triangle ABC \cong \triangle FDE$.

$$\angle A \cong \angle F$$

$$\angle B \cong \angle D$$

$$\overline{BC} \cong \overline{DE}$$

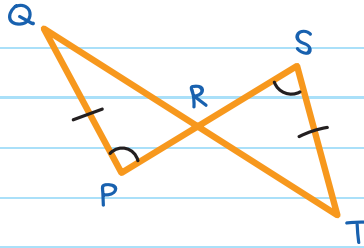


So, by the **ANGLE-ANGLE-SIDE (AAS) CONGRUENCE POSTULATE**, $\triangle ABC \cong \triangle FDE$.

EXAMPLE: Prove the two triangles below are congruent.

Given: $\angle P \cong \angle S$

$\overline{QP} \cong \overline{TS}$



$\angle QRP \cong \angle SRT$ (Vertical angles are congruent.)

By the **ANGLE-ANGLE-SIDE CONGRUENCE POSTULATE**,
 $\triangle PQR \cong \triangle STR$.

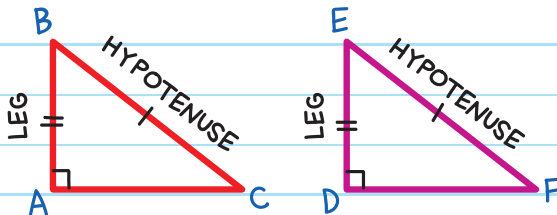
HYPOTENUSE-LEG (HL) THEOREM

This congruence theorem is specifically for right triangles.

If the hypotenuse and a leg of one right triangle are congruent to the hypotenuse and a leg of another right triangle, then the triangles are congruent.

If $\angle A$ and $\angle D$ are right angles,

$\overline{BC} \cong \overline{EF}$, and $\overline{AB} \cong \overline{DE}$



Then $\triangle ABC \cong \triangle DEF$.

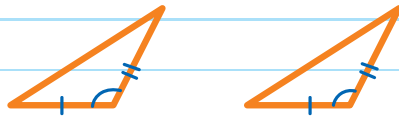
TRIANGLE CONGRUENCE SUMMARY

Side Side Side



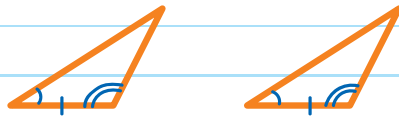
all sides congruent

Side Angle Side



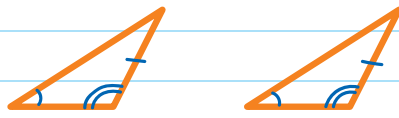
two sides and included angle congruent

Angle Side Angle




two angles and included side congruent

Angle Angle Side



two angles and a nonincluded side
congruent

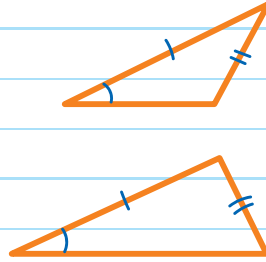
Hypotenuse Leg



hypotenuse and leg of two
right triangles congruent

DOES SIDE SIDE ANGLE WORK TO CONFIRM THAT THE TRIANGLES MUST BE CONGRUENT?

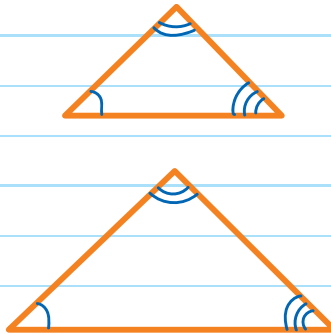
These triangles have two pairs of corresponding sides congruent to each other and a pair of nonincluded angles that are congruent, but they are different shapes.




SSA is not a way to show congruence.

DOES ANGLE ANGLE ANGLE WORK TO CONFIRM THAT THE TRIANGLES MUST BE CONGRUENT?

These triangles have three pairs of corresponding angles congruent to each other, but they are different shapes.

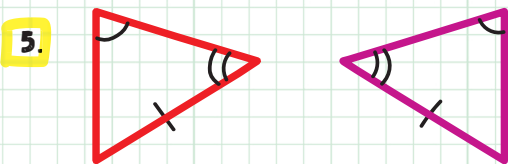
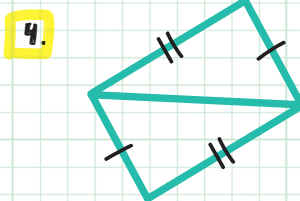
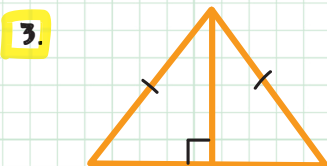
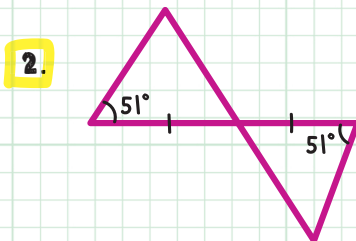
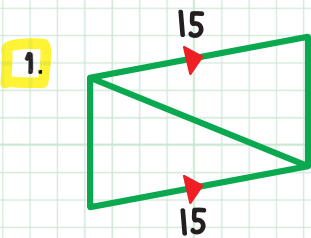


AAA is not a way to show congruence.

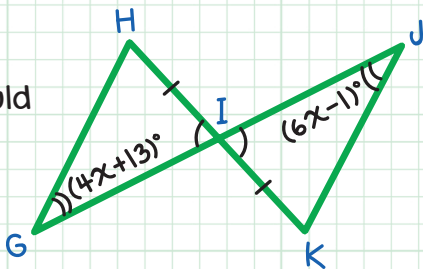


CHECK YOUR KNOWLEDGE

For questions 1-5, state the congruence postulate or theorem that would be used to prove the triangles are congruent. If none exists, answer "none."



6. Find the value of x that would make $\triangle GHI \cong \triangle JKI$.



CHECK YOUR ANSWERS



1. SAS

2. ASA

3. HL

4. SSS

5. AAS

6. $x = 7$

Chapter 14

TRIANGLE BISECTORS

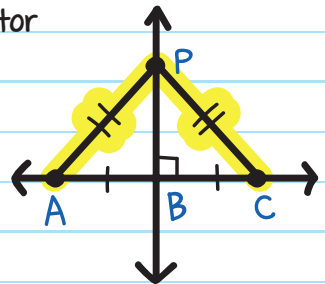
PERPENDICULAR BISECTORS

Perpendicular bisectors always cross a line segment at right angles (90°), cutting it into two equal parts.

PERPENDICULAR BISECTOR THEOREM

If a point is on the perpendicular bisector of a line segment, then the point is **EQUIDISTANT** to the segment's endpoints.

at equal distances



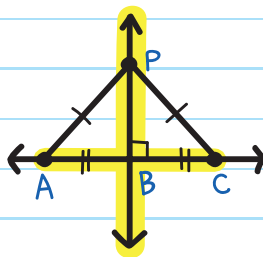
If point P is on the perpendicular bisector of \overline{AC} , then $AP = PC$.

The converse of this theorem is also true.

CONVERSE OF PERPENDICULAR BISECTOR THEOREM

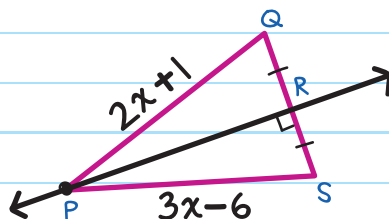
If a point is equidistant to the endpoints of a segment, then it is on the perpendicular bisector of that segment.

If $AP = PC$, then point P is on the perpendicular bisector of \overline{AC} .



EXAMPLE: Find the value of x in the figure.

Since \overleftrightarrow{PR} is a perpendicular bisector of \overline{QS} , P is equidistant to Q and S .

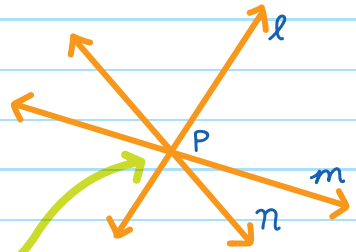


$$PQ = PS$$

$$2x + 1 = 3x - 6$$

$$x = 7$$

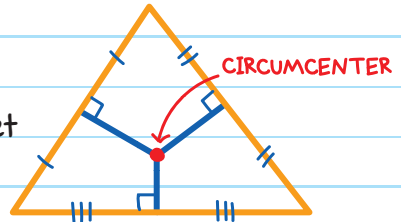
When three or more lines intersect at one point, they are **CONCURRENT**. Their point of intersection is called the **POINT OF CONCURRENCY**.



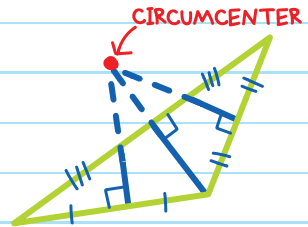
Lines l , m , and n are concurrent. P is their **point of concurrency**.

CIRCUMCENTER

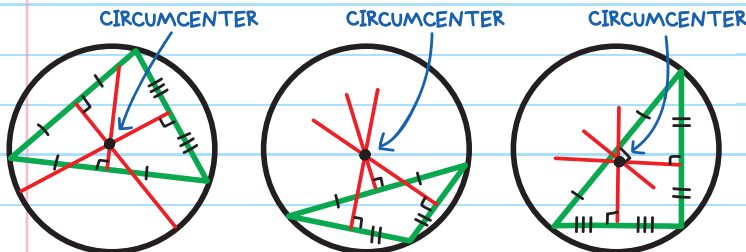
In a triangle, there are three perpendicular bisectors that all meet at one point, the **CIRCUMCENTER**.



The circumcenter can be outside or inside the triangle.



We can draw a circle through the three vertices of any triangle. The circumcenter of the triangle will be the center of the circle.



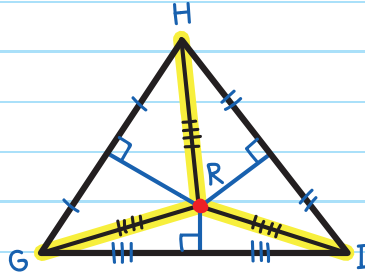
THINK CIRCLE CENTER!



CIRCUMCENTER THEOREM

The circumcenter of a triangle is equidistant to the vertices.

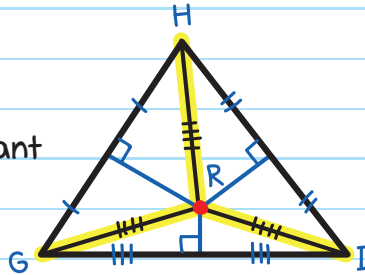
If R is the circumcenter of $\triangle GHI$, then $HR = GR = RI$.



EXAMPLE: In $\triangle GHI$, $HR = 3x - 7$, $GR = x + 3$.

Find the value of RI .

Since the circumcenter is equidistant to the vertices, $HR = GR = RI$.



Step 1: Find the value of x .

$$HR = GR$$

$$3x - 7 = x + 3$$

$$2x - 7 = 3$$

$$2x = 10$$

$$x = 5$$

Step 2: Calculate HR (or GR —they are the same length).

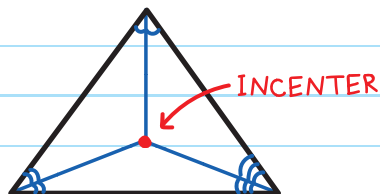
$$HR = 3x - 7 = 3(5) - 7 = 8$$

Since $HR = RI$,

$$RI = 8$$

INCENTER

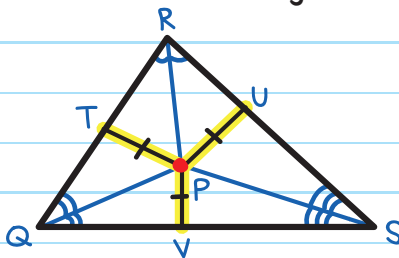
In a triangle, the angle bisectors of the three interior angles all meet at one point. This point is at the center of the triangle and is called the **INCENTER**.



INCENTER THEOREM

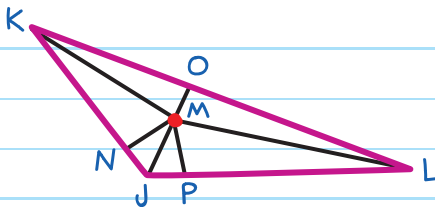
The incenter is equidistant to the sides of the triangle.

If P is the incenter,
then $PT = PU = PV$.



EXAMPLE: If M is the incenter of $\triangle JKL$, $MN = 3x + 16$, and $MP = 7x + 12$, find MO .

From the incenter theorem,
 $MN = MP = MO$.



Step 1: Find the value of x .

$$MN = MP$$

$$3x + 16 = 7x + 12$$

$$16 = 4x + 12$$

$$4 = 4x$$

$$x = 1$$

Step 2: Find the value of MO .

Substituting the value of x into MN ,

$$MN = 3x + 16 = 3(1) + 16 = 19$$

Since $MN = MO$,

$$MO = 19$$

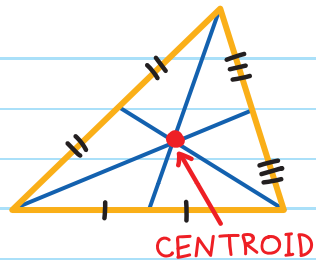


MEDIAN AND CENTROID

A **MEDIAN** of a triangle is a line from a vertex to the midpoint of the opposite side.



Every triangle has three medians which meet at a point called the **CENTROID**.

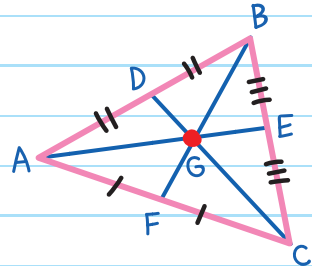


CENTROID THEOREM

The centroid is $\frac{2}{3}$ of the distance from each vertex to the midpoint of the opposite side.

If G is the centroid of $\triangle ABC$, then

$$BG = \frac{2}{3} BF, \quad AG = \frac{2}{3} AE, \quad CG = \frac{2}{3} CD$$



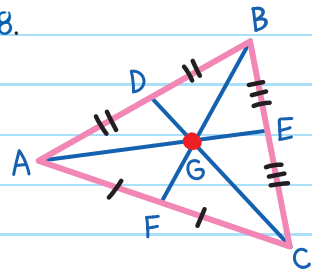
EXAMPLE: In $\triangle ABC$ above, $BG = 8$.

Find the measures of GF and BF .

From the Centroid Theorem,

$$BG = \frac{2}{3} BF$$

$$8 = \frac{2}{3} BF$$



$$8 \times 3 = \frac{2}{3} BF \times 3$$

Multiply both sides by 3.

$$24 = 2 \times BF$$

Divide both sides by 2.

$$BF = 12$$

We can now find GF using the **SEGMENT ADDITION POSTULATE**:

$$BF = BG + GF$$

$$12 = 8 + GF$$

$$GF = 4$$

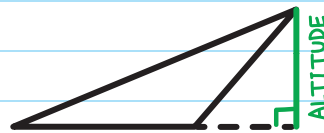
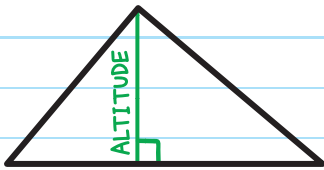
If you wanted to balance a triangle plate on one finger, you would need to place your finger on the centroid to balance it. This point is called the **center of gravity**—the point where the weight is equally balanced.



ALTITUDE AND ORTHOCENTER

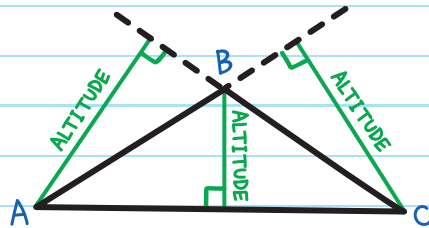
The **ALTITUDE** of a triangle is the line segment from a vertex to the opposite side, and perpendicular to that side.

An altitude can be outside or inside the triangle.



perpendicular to the side opposite the vertex

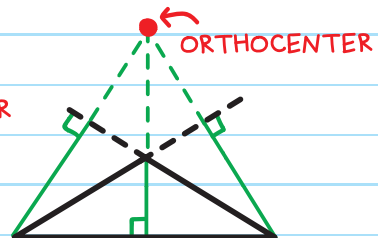
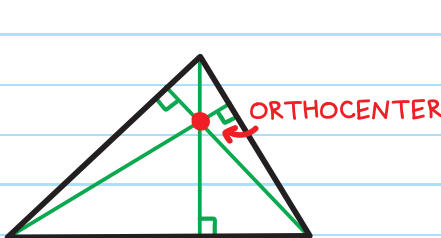
Every triangle has three altitudes.



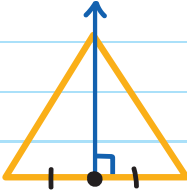
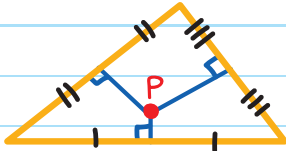
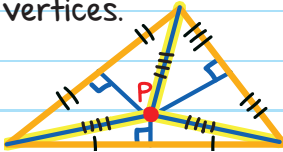

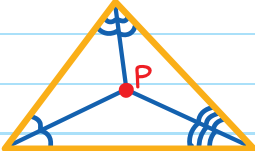
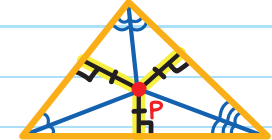
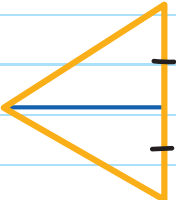
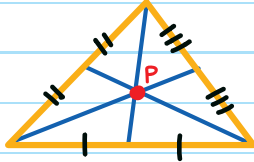
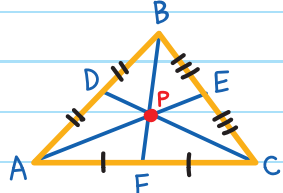
The point where the altitudes of a triangle meet is the

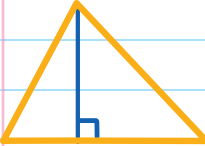
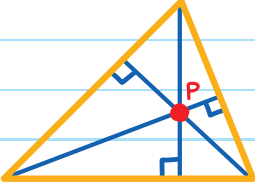
ORTHOCENTER.

The orthocenter can be outside or inside the triangle.



Triangle bisectors and their points of concurrencies:

TERM	POINT OF CONCURRENCY (P)	THEOREM
perpendicular bisector	circumcenter	The circumcenter of a triangle is equidistant to the vertices.
		
angle bisector	incenter	The incenter is equidistant to the sides of the triangle.
		
median	centroid	If P is the centroid of $\triangle ABC$, then $BP = \frac{2}{3} BF$, $AP = \frac{2}{3} AE$, $CP = \frac{2}{3} CD$
		


TERM	POINT OF CONCURRENCY (P)	THEOREM
altitude	orthocenter	No theorem for this one.
		

A way to help remember the term that matches each point of concurrency:

Median—Centroid, Altitude—Orthocenter,
 Perpendicular Bisector—Circumcenter, Angle Bisector—Incenter.

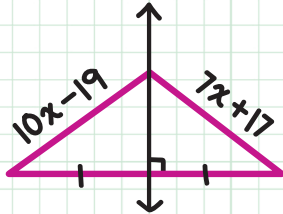
My cat ate old peanut butter cookies and became ill.



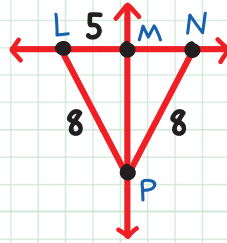


CHECK YOUR KNOWLEDGE

1. Find the value of x .

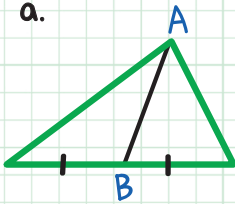


2. Find the measure of MN .

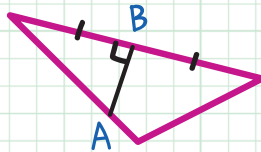


3. For triangles in illustrations a, b, and c below, state whether AB is a perpendicular bisector, median, or altitude.

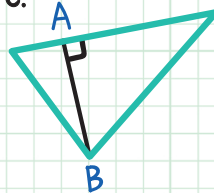
a.



b.

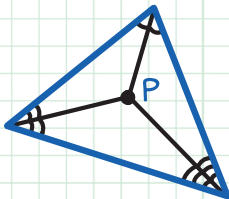


c.

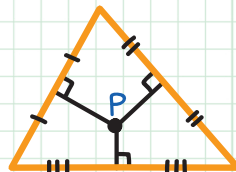


For questions 4-7, determine if point P is the incenter, circumcenter, centroid, or orthocenter of the triangle.

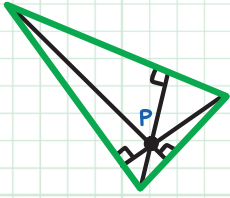
4.



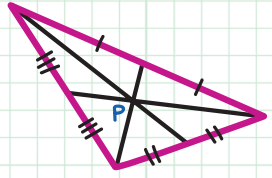
5.



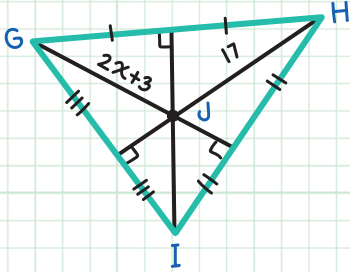
6.



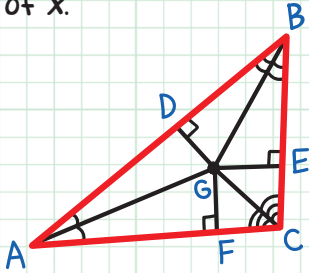
7.



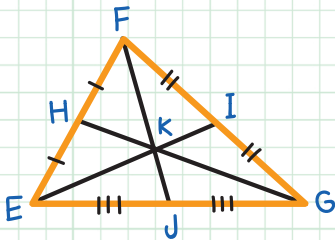
8. Find the measure of JI in $\triangle GHI$ below.



9. In $\triangle ABC$, $DG = 2x + 3$ and $GF = 3x - 7$. Find the value of x .



10. In the triangle below, $\epsilon I = 135$. Find the measures of ϵK and ϵI .



CHECK YOUR ANSWERS

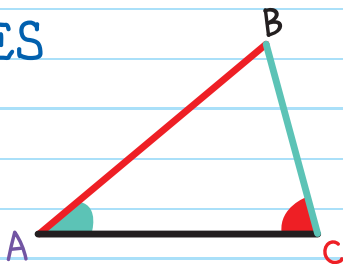


1. $10x - 19 = 7x + 17$; therefore, $x = 12$
2. $MN = 5$
3. a. median; b. perpendicular bisector; c. altitude
4. incenter
5. circumcenter
6. orthocenter
7. centroid
8. $JI = 17$
9. $2x + 3 = 3x - 7$; therefore, $x = 10$
10. $\angle K = \frac{2}{3}(135)$; therefore, $\angle K = 90$, $KI = 45$

Chapter 15

TRIANGLE INEQUALITIES

COMPARING SIDES AND ANGLES



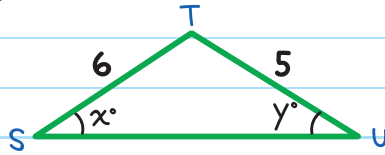
When comparing two sides of a triangle, the angle opposite the longer side is larger than the angle opposite the shorter side.

If $\overline{AB} > \overline{BC}$, then $m\angle C > m\angle A$.

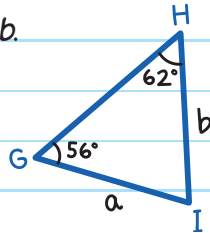
When comparing two angles of a triangle, the side opposite the larger angle is longer than the side opposite the smaller angle.

If $m\angle C > m\angle A$, then $\overline{AB} > \overline{BC}$.

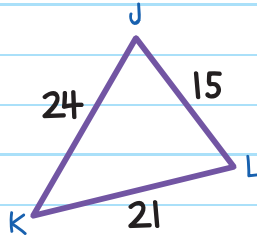
EXAMPLE: Since $6 > 5$, then $y > x$.



EXAMPLE: Since $62^\circ > 56^\circ$, then $a > b$.

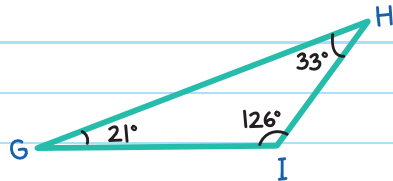


EXAMPLE: List the angles in $\triangle JKL$ from largest to smallest.



Since $\overline{JK} > \overline{KL} > \overline{JL}$ ($24 > 21 > 15$),
Then $m\angle L > m\angle J > m\angle K$.

EXAMPLE: List the sides in $\triangle GHI$ from longest to shortest.



Since $m\angle I > m\angle H > m\angle G$
($126^\circ > 33^\circ > 21^\circ$),
Then $\overline{GH} > \overline{GI} > \overline{HI}$

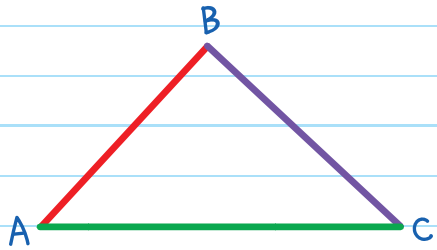
TRIANGLE INEQUALITY THEOREM

The sum of the lengths of any two sides in a triangle is greater than the length of the third side. In other words, add the length of two sides. That sum will be greater than the length of the third side.

$$AB + BC > AC$$

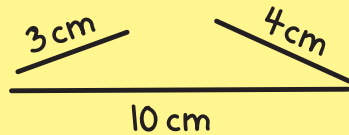
$$BC + AC > AB$$

$$AB + AC > BC$$



These three sticks will never form a triangle because the sum of the lengths of the smaller sticks is less than the length of the longer stick.

$$3 \text{ cm} + 4 \text{ cm} < 10 \text{ cm}$$



EXAMPLE: Is it possible to have a triangle with side lengths of 14, 21, and 30?

Check that any two sides are greater than the third side.

$$14 + 21 > 30$$

$$35 > 30 \quad \checkmark$$

$$14 + 30 > 21$$

$$44 > 21 \quad \checkmark$$

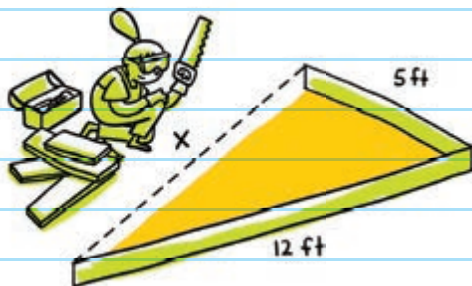
$$21 + 30 > 14$$

$$51 > 14 \quad \checkmark$$

Since this satisfies the Triangle Inequality Theorem, these side lengths form a triangle.



EXAMPLE: Becky is building a triangular planter for her vegetable garden. She has two lengths of wood: 12 ft and 5 ft. What is the range of values for the length of the third side?



Assign the variable x for the third side. According to the Triangle Inequality Theorem, x has to satisfy these conditions:

$$x + 5 > 12$$

$$x > 7$$

$$5 + 12 > x$$

$$17 > x$$

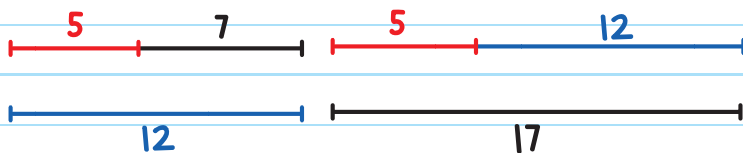
$$\text{(or } x < 17\text{)}$$

$$12 + x > 5$$


$$x > -7$$

Since $x > -7$

has a negative number, we can ignore this.



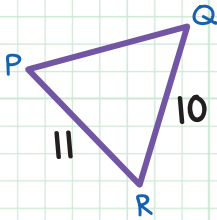
The length of the third side must be greater than 7 ft and less than 17 ft.



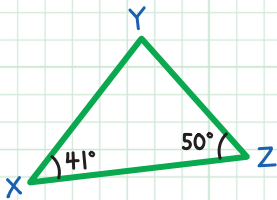
CHECK YOUR KNOWLEDGE

For questions 1 and 2, complete the statements. Fill in the blanks.

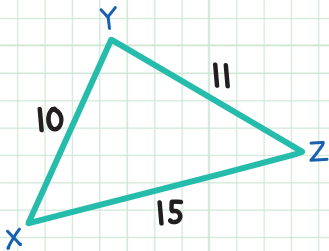
1. Since $PR > QR$, _____ $>$ _____.



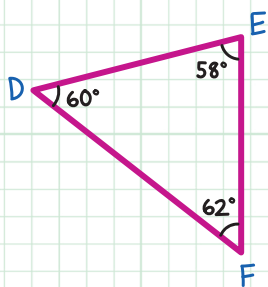
2. Since $m\angle X < m\angle Z$, _____ $<$ _____.



3. List the angles in $\triangle XYZ$ from largest to smallest.



4. List the sides in $\triangle DEF$ from *shortest* to *longest*.



In questions 5–8, state whether it is possible to form a triangle with the given side lengths.

5. 7, 10, 15
6. 21, 30, 76
7. 5, 5, 9
8. 10, 23, 40
9. A triangle has two sides with lengths of 6 and 17. Find the range of possible values for the third side.
10. A triangle has two sides with a length of 22 each. Find the range of possible values for the third side.

CHECK YOUR ANSWERS



1. $m\angle Q > m\angle P$

2. $YZ < XY$

3. $\angle Y, \angle X, \angle Z$

4. $\overline{DF}, \overline{EF}, \overline{DE}$

5. Yes

6. No

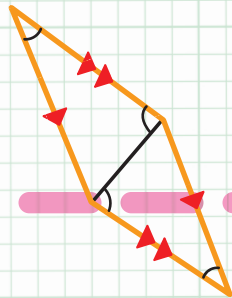
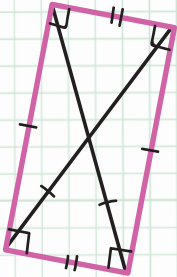
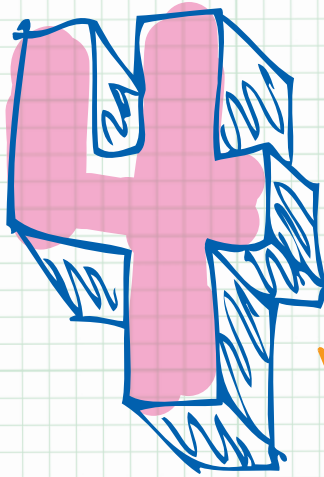
7. Yes

8. No

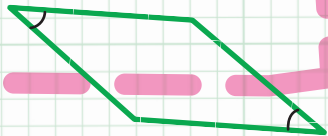
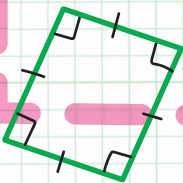
9. $11 < x < 23$

10. $0 < x < 44$

Unit



Quadrilaterals and Polygons



Chapter 16

PARALLELOGRAMS


QUADRILATERALS

A **QUADRILATERAL** is a shape with four sides.

QUADRI = 4



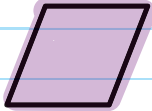

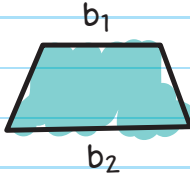
LATERAL = SIDES

We name a quadrilateral using the four letters of its vertices.



This quadrilateral is called PQRS.

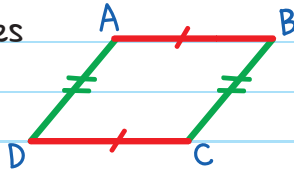
Common quadrilaterals:

NAME	EXAMPLE	CHARACTERISTICS
Parallelogram		Opposite sides are parallel and equal in length.
Rectangle		A parallelogram where all four sides form right angles
Rhombus		A parallelogram where all sides are equal in length
Square		A parallelogram where all sides are equal in length and all sides form right angles
Trapezoid		Has exactly two parallel sides. Sides do NOT have to be equal in length.

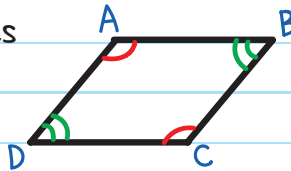
PROPERTIES OF PARALLELOGRAMS

Parallelograms have the following properties:

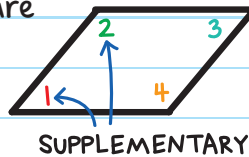
- congruent opposite sides




- congruent opposite angles



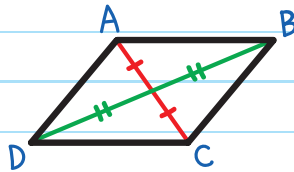
- consecutive angles that are supplementary



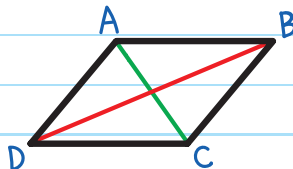
- diagonals bisect each other



a diagonal connects two nonadjacent vertices

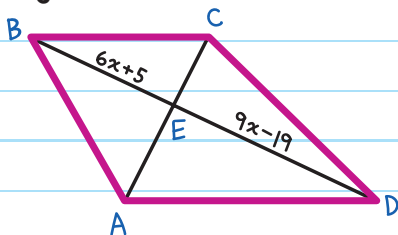


- each diagonal divides the parallelogram into two congruent triangles



EXAMPLE: ABCD is a parallelogram.

Find the length of \overline{BD} .



Step 1: Find the value of x .

Diagonals bisect each other in parallelograms, so \overline{AC} divides \overline{BD} into two congruent segments.

$$\overline{BE} \cong \overline{ED}$$

$$BE = ED$$

$$6x + 5 = 9x - 19$$

$$5 = 3x - 19$$

$$24 = 3x$$

$$x = 8$$

Step 2: Find the values of BE and ED .

$$BE = 6x + 5$$

$$= 6(8) + 5$$

$$= 48 + 5$$

$$= 53$$

$$ED = 9x - 19$$

$$= 9(8) - 19$$

$$= 72 - 19$$

$$= 53$$

Since $BE = ED$, we know the calculations are correct.

Step 3: Find the length of BD .

$$BD = BE + ED$$

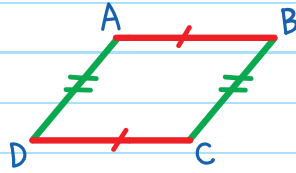
$$= 53 + 53$$

$$= 106$$

THEOREMS TO PROVE A PARALLELOGRAM

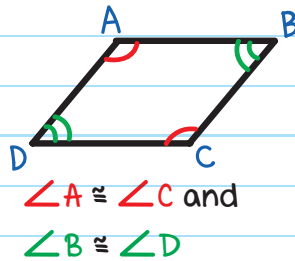
We can prove a quadrilateral is a parallelogram by using any of the following theorems.

If both pairs of opposite sides are congruent, then it is a parallelogram.



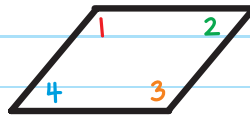
$$\overline{AB} \cong \overline{DC} \text{ and } \overline{AD} \cong \overline{BC}$$

If both pairs of opposite angles are congruent, then it is a parallelogram.



$$\angle A \cong \angle C \text{ and } \angle B \cong \angle D$$

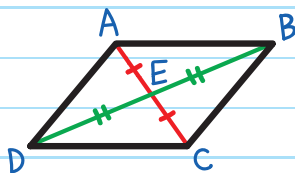
If an angle is supplementary to both of its consecutive angles, then it is a parallelogram.



$$m\angle 1 + m\angle 2 = 180^\circ$$

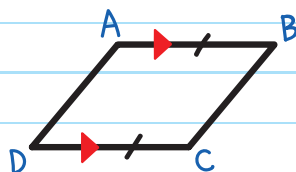
$$\text{and } m\angle 1 + m\angle 4 = 180^\circ$$

If a quadrilateral has diagonals that bisect each other, then it is a parallelogram.



$$\overline{AE} \cong \overline{EC} \text{ and } \overline{DE} \cong \overline{EB}$$

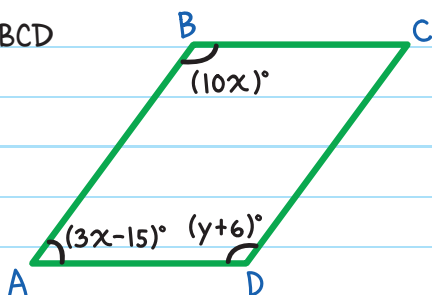
If a quadrilateral has one pair of sides that is both congruent and parallel, then it is a parallelogram.



$$\overline{AB} \cong \overline{DC} \text{ and } \overline{AB} \parallel \overline{DC}$$



EXAMPLE: Find the values of x and y that would make ABCD a parallelogram.



For ABCD to be a parallelogram

1. $\angle A$ and $\angle B$ must be supplementary.

$$m\angle A + m\angle B = 180^\circ$$

$$(3x - 15) + (10x) = 180$$

$$13x - 15 = 180$$

$$13x = 195$$

$$x = 15^\circ$$

2. $\angle A$ and $\angle D$ must be supplementary.

$$m\angle A + m\angle D = 180^\circ$$

$$(3x - 15) + (y + 6) = 180$$

$$3(15) - 15 + y + 6 = 180$$

$$36 + y = 180$$

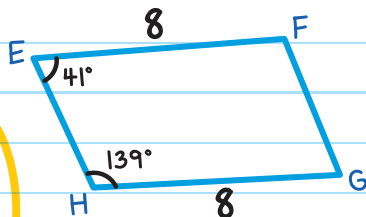
$$y = 144^\circ$$

EXAMPLE: Prove that $EFGH$ is a parallelogram.

Since $m\angle E + m\angle H = 180^\circ$, then
by the Converse of Same-Side
Interior Angles Theorem,


$\overline{EF} \parallel \overline{HG}$. Since $EF = HG = 8$,
 $\overline{EF} \cong \overline{HG}$.

$EFGH$ has one pair of
sides that is both
congruent and parallel,
so it is a parallelogram.



If two lines are cut by a transversal and the same side interior angles are supplementary, then the lines are parallel.





CHECK YOUR KNOWLEDGE

1. Complete the sentence.

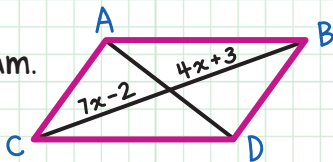
If a quadrilateral is a parallelogram, then its opposite sides are _____ and _____.

2. Complete the sentence.

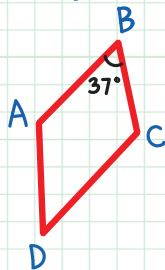
If a quadrilateral is a parallelogram, then its consecutive angles are _____.

3. ABCD is a parallelogram.

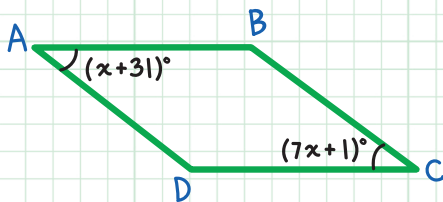
Find the value of x .



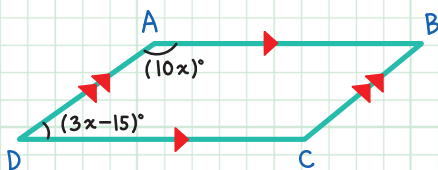
4. Find the missing angle measures in parallelogram ABCD.



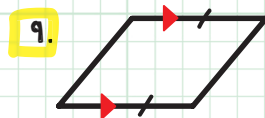
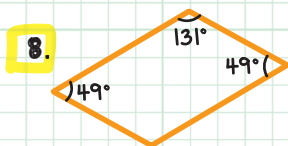
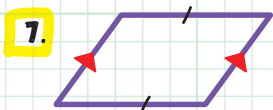
5. Find the values of x , $m\angle A$, and $m\angle C$ in the parallelogram.



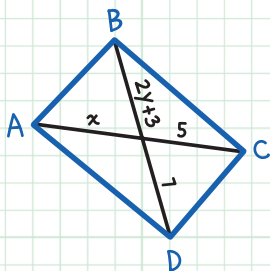
6. Find the values of x , $m\angle A$, and $m\angle D$.



For questions 7-9, state whether there is enough information given to determine if the quadrilateral is a parallelogram.



10. Find the values of x and y so that ABCD is a parallelogram.



CHECK YOUR ANSWERS



1. Congruent, parallel
2. Supplementary
3. $7x - 2 = 4x + 3$; therefore, $x = \frac{5}{3}$
4. $m\angle A = 143$, $m\angle C = 143$, $m\angle D = 37$
5. $x + 31 = 7x + 1$; therefore, $x = 5$, $m\angle A = 36$, $m\angle C = 36$
6. $3x - 15 + 10x = 180$;
therefore, $x = 15$, $m\angle A = 150$, $m\angle D = 30$
7. No
8. Yes
9. Yes
10. $2y + 3 = 7$; therefore, $y = 2$, $x = 5$

Chapter 17

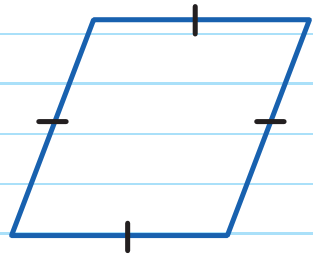
RHOMBUSES, RECTANGLES, AND SQUARES

Rhombuses, rectangles, and squares are quadrilaterals that are also parallelograms.

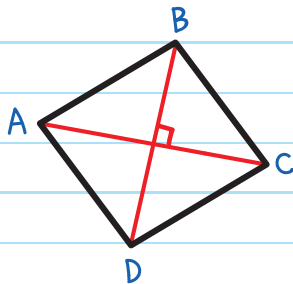
RHOMBUSES

A **RHOMBUS** is a parallelogram with four congruent sides.

Rhombuses have all the properties that a parallelogram has, plus a couple more.



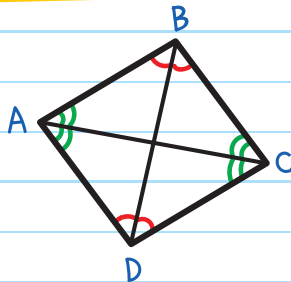
Rhombuses have diagonals that are perpendicular.



\overline{AC} is perpendicular to \overline{BD} .

Write this as: $\overline{AC} \perp \overline{BD}$

Each diagonal in a rhombus bisects a pair of opposite angles.



\overline{AC} bisects $\angle A$ and $\angle C$.

\overline{BD} bisects $\angle B$ and $\angle D$.

EXAMPLE: Find $m\angle UVW$ in rhombus TUVW.

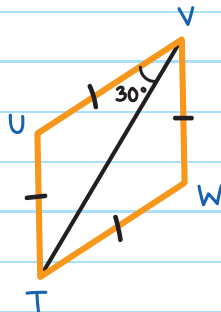
$\angle UVT$ is 30° .

\overline{TV} bisects $\angle UVW$.

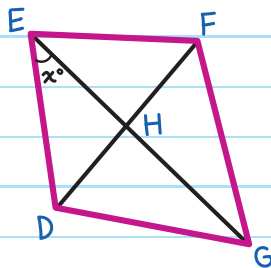
Therefore, $m\angle TVW$ is also 30° .

$$m\angle UVW = m\angle UVT + m\angle TVW$$

$$= 30^\circ + 30^\circ = 60^\circ$$



EXAMPLE: Rhombus DEFG has $m\angle EDG = 104^\circ$. Find the value of x .



Since diagonals are perpendicular in a rhombus,

$$m\angle DHE = 90^\circ$$

Since each diagonal bisects a pair of opposite angles in a rhombus,

\overline{DF} bisects $\angle EDG$

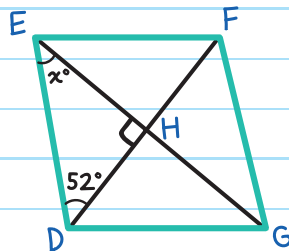
$$\begin{aligned} m\angle EDF &= \frac{1}{2}m\angle EDG \\ &= \frac{1}{2}(104^\circ) \\ &= 52^\circ \end{aligned}$$

Since the angle measures in a triangle add to 180° ,

$$x + 52 + 90 = 180$$

$$x + 142 = 180$$

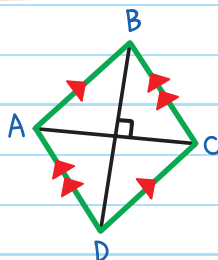
$$x = 38^\circ$$



THEOREMS TO PROVE A RHOMBUS

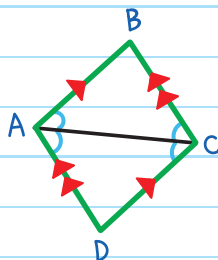
Use these theorems to determine if a parallelogram is a rhombus.

If a parallelogram has perpendicular diagonals, then it is a rhombus.



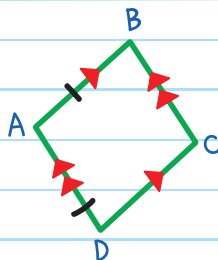
$$\overline{AC} \perp \overline{BD}$$

If a parallelogram has one diagonal that bisects a pair of opposite angles, then it is a rhombus.



$$\overline{AC} \text{ bisects } \angle A \text{ and } \angle C$$

If a parallelogram has one pair of consecutive congruent sides, then it is a rhombus.

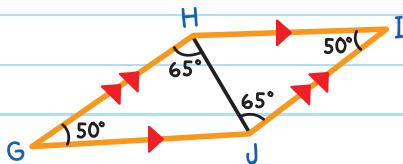


$$\overline{AB} \cong \overline{AD}$$

EXAMPLE: Determine if $GHIJ$ is a rhombus.

$GHIJ$ is a parallelogram, since its opposite sides are parallel.

If diagonal \overline{HJ} bisects $\angle GHI$ and $\angle GJI$, then it is a rhombus.



Step 1: Prove that $GHIJ$ is a parallelogram.

Since $\overline{GH} \parallel \overline{JI}$ and $\overline{HI} \parallel \overline{GJ}$, both pairs of opposite sides are parallel, making $GHIJ$ a parallelogram.

Step 2: Prove that $GHIJ$ is a rhombus.

Since the angle measures in a triangle add to 180° , and GJH is a triangle:

$$m\angle GJH + 50^\circ + 65^\circ = 180^\circ$$

$$m\angle GJH = 65^\circ$$

Therefore, \overline{HJ} bisects $\angle GJI$.



Since the total angle measures in a triangle equal 180° , and $\triangle JHI$ is a triangle:

$$m\angle JHI + 50^\circ + 65^\circ = 180^\circ$$

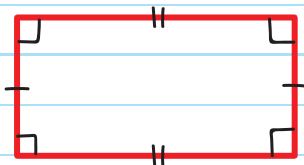
$$m\angle JHI = 65^\circ$$

Therefore, \overline{HJ} bisects $\angle GHI$.

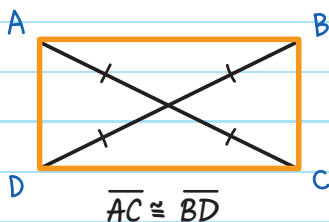
Since a diagonal of $\triangle GHI$ bisects a pair of opposite angles, it is a rhombus.

RECTANGLES

A **RECTANGLE** is a parallelogram with four right angles.



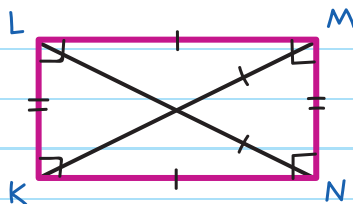
If a parallelogram is a rectangle, then its diagonals are congruent.



The converse of this is also true:

If a parallelogram has congruent diagonals, then it is a rectangle.

EXAMPLE: Two wooden braces on a rectangular fence have lengths of $LN = (5x + 2)$ ft and $KM = (20x - 18)$ ft. Find the approximate lengths of the braces.



close, but not exact

Since the fence is in the shape of a rectangle, the diagonals are congruent.

$$LN = KM$$

$$5x + 2 = 20x - 18$$

$$20 = 15x$$

$$x = \frac{20}{15}$$

$$= \frac{(20 \div 5)}{(15 \div 5)}$$

Reduce by dividing numerator and denominator by 5.

$$x = \frac{4}{3}$$

The lengths of the diagonals are:

$$LN = 5x + 2$$

$$= 5\left(\frac{4}{3}\right) + 2$$

$$= \frac{26}{3} \approx 8.7$$

$$KM = 20x - 18$$

$$= 20\left(\frac{4}{3}\right) - 18$$

$$= \frac{26}{3} \approx 8.7$$

The lengths of the wooden braces are approximately 8.7 ft.

SQUARES

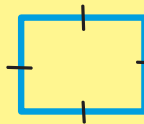
A **SQUARE** is a parallelogram with four right angles and four congruent sides.

A square is both a rectangle and a rhombus.



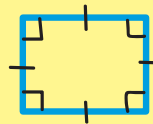
RECTANGLE

+



RHOMBUS

=



SQUARE

EXAMPLE: Find the values of x and y in square ABCD.

Since squares have four congruent sides,

$$BC = CD$$

$$3x - 2 = 13$$

$$3x = 15$$

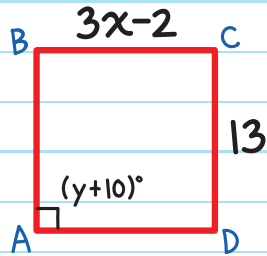
$$x = 5$$


Since squares also have four right angles,

$$m\angle A = 90^\circ$$

$$y + 10 = 90$$

$$y = 80$$

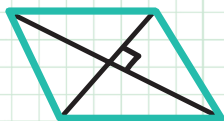




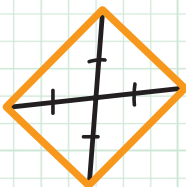
CHECK YOUR KNOWLEDGE

For questions 1-5, state whether the parallelograms are rectangles, rhombuses, and/or squares.

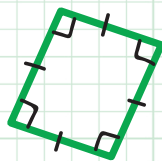
1.



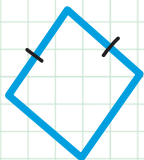
2.



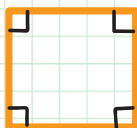
3.



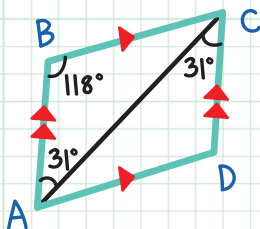
4.



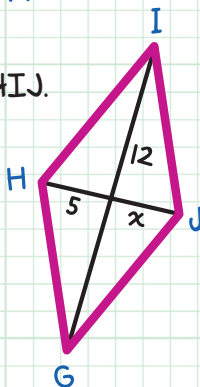
5.



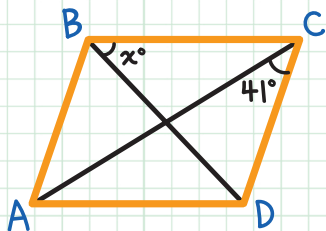
6. Determine if ABCD is a rhombus.



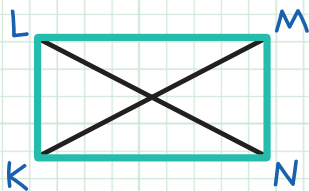
7. Find the value of x in rhombus GHIJ.



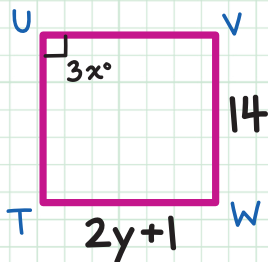
8. Find the value of x in rhombus ABCD.



9. $LN = 24x - 30$ and $KM = 17x - 2$ in rectangle KLMN. Find the values of x , LN, and KM.



10. Find the values of x and y in square TUVW.



CHECK YOUR ANSWERS



1. rhombus

2. rhombus and rectangle

3. rhombus, rectangle, and square

4. rhombus

5. rectangle

6. Yes. It is a parallelogram and has one diagonal that bisects a pair of opposite angles.

7. $x = 5$

8. $x = 49$

9. $24x - 30 = 17x - 2$; therefore, $x = 4$, $LN = 66$, $KM = 66$

10. $3x = 90$; therefore, $x = 30$
 $2y + 1 = 14$; therefore, $y = \frac{13}{2}$

Chapter 18

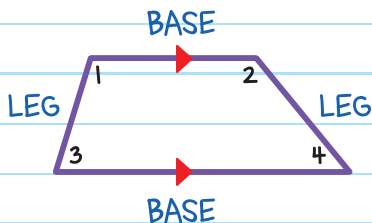
TRAPEZOIDS AND KITES

Trapezoids and kites are quadrilaterals that are not parallelograms.

TRAPEZOIDS

A **TRAPEZOID** is a quadrilateral with exactly one pair of parallel sides.

The parallel sides are called **bases**, and the nonparallel sides are called **legs**.

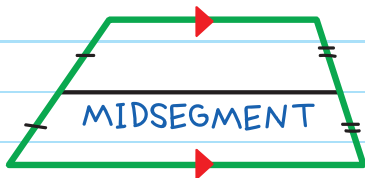


The angles adjacent to a base are called **base angles**.

$\angle 1$ and $\angle 2$ are base angles to the top base and

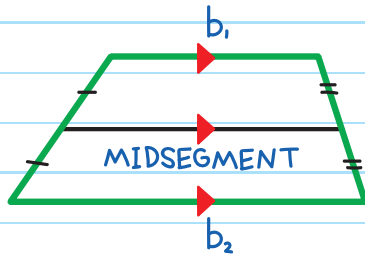
$\angle 3$ and $\angle 4$ are base angles to the bottom base.

The **MIDSEGMENT** of a trapezoid is a line segment that bisects both legs.



The midsegment of a trapezoid is parallel to the bases. Its length is found by averaging the lengths of the two bases (adding up the lengths of the two bases and dividing by two).

Length of midsegment = $\frac{b_1 + b_2}{2}$



OR, LIKE THIS: $\frac{1}{2} (b_1 + b_2)$

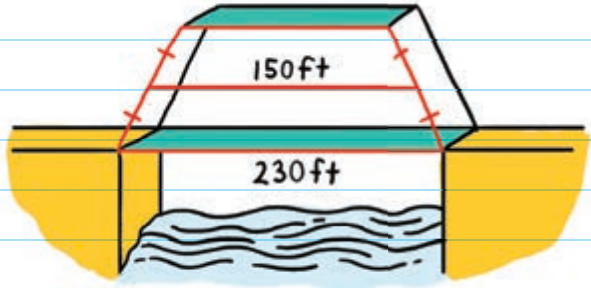


EXAMPLE: The beams of a bridge are constructed in the shape of a trapezoid. The base measures 230 ft and the center beam is 150 ft long. What is the length of the top beam?

Top beam = b_1

Bottom beam = b_2

$b_2 = 230$ ft



The midsegment = 150 ft

Length of midsegment = $\frac{b_1 + b_2}{2}$

$$150 = \frac{b_1 + 230}{2}$$

$$150 \times 2 = \frac{b_1 + 230}{2} \times 2 \quad \text{Multiply both sides by 2.}$$

$$300 = b_1 + 230$$

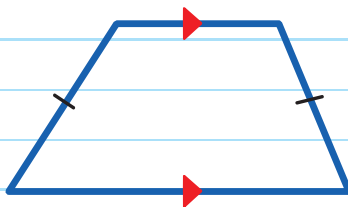
$$b_1 = 70$$

The top beam is 70 ft long.

ISOSCELES TRAPEZIODS

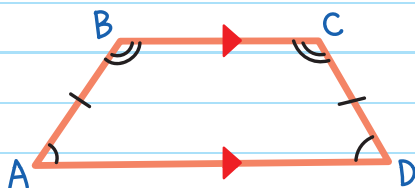
An **ISOSCELES TRAPEZOID**

has congruent legs.



If a trapezoid is isosceles, then it has two pairs of congruent base angles.

If $\overline{AB} \cong \overline{CD}$, then $\angle B \cong \angle C$
and $\angle A \cong \angle D$.



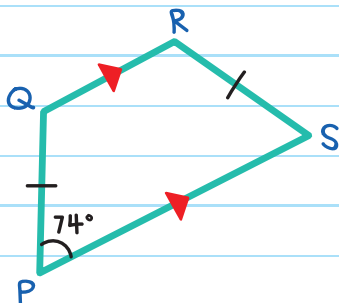
EXAMPLE: Find $m\angle Q$, $m\angle R$,
and $m\angle S$.

Since $\overline{QR} \parallel \overline{PS}$, $\angle Q$ and $\angle P$
are supplementary (Same-Side
Interior Angles Theorem).

$$m\angle Q + m\angle P = 180^\circ$$

$$m\angle Q + 74^\circ = 180^\circ$$

$$m\angle Q = 106^\circ$$



When two lines that are parallel
are intersected by a transversal,
the same-side interior angles are
supplementary.

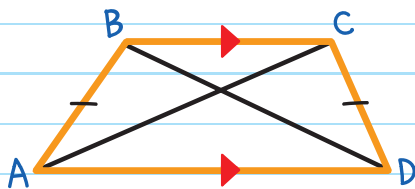
Since base angles are congruent in isosceles trapezoids,

$$m\angle R = m\angle Q = 106^\circ$$

$$m\angle S = m\angle P = 74^\circ$$

A trapezoid is isosceles if and only if its diagonals are congruent.

$\overline{AB} \cong \overline{CD}$ if and only if $\overline{AC} \cong \overline{BD}$.



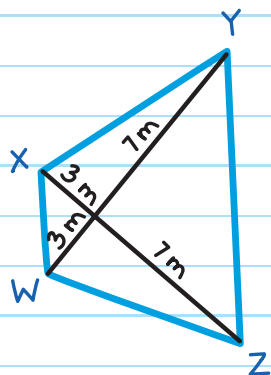
EXAMPLE: Determine if trapezoid WXYZ is isosceles.

$$XZ = 3 + 7 = 10$$

$$WY = 3 + 7 = 10$$

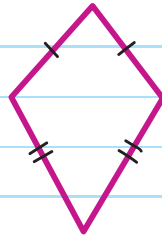
Since $XZ = 10$ and $WY = 10$, $XZ = WY$.

Since the diagonals are congruent, the trapezoid is isosceles.

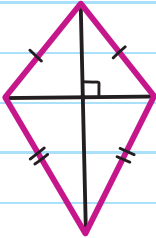


KITES

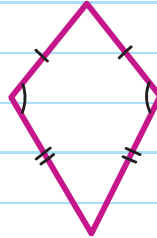
A **KITE** is a quadrilateral with two pairs of adjacent congruent sides.



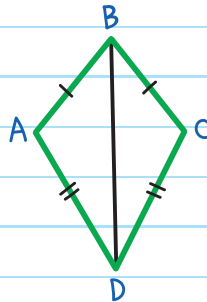
If a quadrilateral is a kite, then its diagonals are perpendicular.



If a quadrilateral is a kite, then at least one pair of opposite angles are congruent.



EXAMPLE: Given kite $ABCD$, where $\overline{AB} \cong \overline{BC}$ and $\overline{AD} \cong \overline{CD}$, prove $\angle A \cong \angle C$.



It is given that $\overline{AB} \cong \overline{BC}$ and $\overline{AD} \cong \overline{CD}$. Also $\overline{BD} \cong \overline{BD}$. By SSS, $\triangle ABD \cong \triangle CBD$. Since congruent triangles have corresponding congruent angles, $\angle A \cong \angle C$.

side-side-side
triangle theorem

TYPES OF QUADRILATERALS

QUADRILATERALS

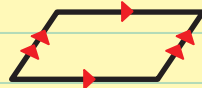
Polygons with 4 sides

PARALLELOGRAMS

Opposite sides are \parallel

Opposite sides are \cong

Opposite angles are \cong



Consecutive angles are supplementary

Diagonals bisect each other

Diagonals form two \cong triangles

RHOMBUSES

4 \cong sides

Diagonals are \perp

Diagonals

bisect opposite

angles



SQUARES

A rhombus and
a rectangle



RECTANGLES

4 right angles

Diagonals are \cong



KITES

2 pairs of adjacent \cong sides

1 pair of opposite angles are \cong

Diagonals are \perp



TRAPEZIODS

1 pair of \parallel sides

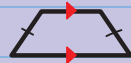



ISOSCELES TRAPEZIODS

Legs are \cong

Base angles are \cong

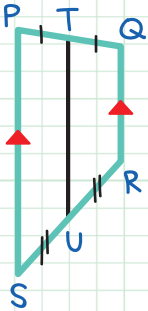
Diagonals are \cong



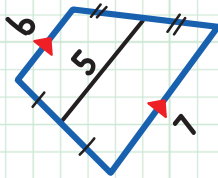


CHECK YOUR KNOWLEDGE

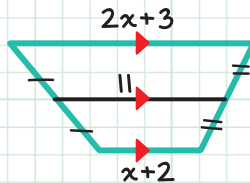
1. Name the bases, legs, base angles, and midsegment in quadrilateral PQRS.



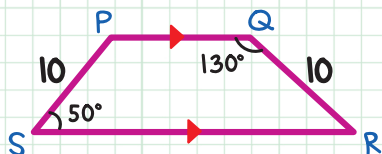
2. Find the value of b .



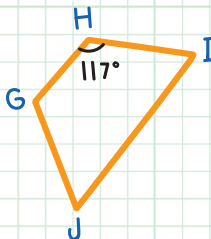
3. Find the value of x .



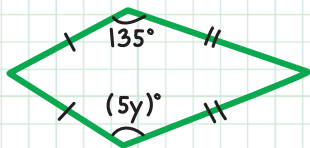
4. Find $m\angle P$ and $m\angle R$.



5. Find the missing angle measures in isosceles trapezoid $GHIJ$.



6. The diagonals of an isosceles trapezoid have lengths $7x + 23$ and $15x + 19$. Find the value of x .
7. Find the value of y .



CHECK YOUR ANSWERS



1. Bases: \overline{PS} and \overline{QR} ; legs: \overline{PQ} and \overline{SR} ;
base angles: $\angle P$ and $\angle S$, $\angle Q$ and $\angle R$;
midsegment: \overline{TU}

2. $\frac{b+7}{2} = 5$; therefore, $b = 3$

3. $\frac{2x+3+x+2}{2} = 11$; therefore, $x = \frac{17}{3}$

4. $m\angle P = 130^\circ$, $m\angle R = 50^\circ$

5. $m\angle G = 117^\circ$, $m\angle I = 63^\circ$, $m\angle J = 63^\circ$









6. $7x + 23 = 15x + 19$; therefore, $x = \frac{1}{2}$

7. $135 = 5y$; therefore, $y = 27$

Chapter 19

ANGLE MEASURES IN POLYGONS

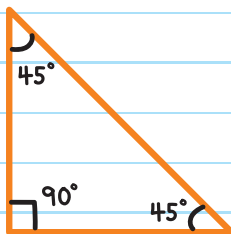
A **POLYGON** is a closed plane figure with at least three straight sides. Polygons are named by the number of sides they have.

# OF SIDES		NAME	# OF SIDES		NAME
	3	Triangle		7	Heptagon
	4	Quadrilateral		8	Octagon
	5	Pentagon		9	Nonagon
	6	Hexagon		10	Decagon

INTERIOR ANGLE MEASURES

The interior angles of a polygon are found inside the boundaries of the shape.

The interior angles of a triangle add up to 180° .



$$90 + 45 + 45 = 180$$

This works for all triangles.

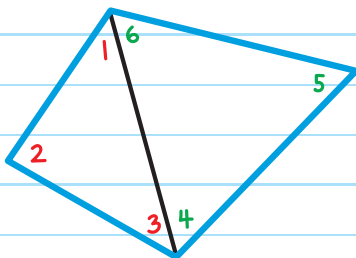
We can use this information to find the sum of the angle measures in other polygons.

A quadrilateral can be made from two triangles.

The interior angles of each triangle is:

$$m\angle 1 + m\angle 2 + m\angle 3 = 180^\circ$$

$$m\angle 4 + m\angle 5 + m\angle 6 = 180^\circ$$



The sum of all the interior angles is:

$$180^\circ + 180^\circ = 360^\circ \text{ or } 2 \times 180^\circ = 360^\circ$$

The interior angles of a quadrilateral add up to 360° .

This is true for all quadrilaterals.

Rule: Each time you add a side to a polygon add another 180° to the total of the interior angle.

The same process can be used for any number of sides.

# OF SIDES	# OF TRIANGLES	SUM OF THE MEASURES OF INTERIOR ANGLES
3	1	$1 \times 180^\circ$
4	2	$2 \times 180^\circ$
5	3	$3 \times 180^\circ$
n	$n - 2$	$(n - 2) \times 180^\circ$

Subtract 2 from the number of sides and the difference tells how many triangles make up the polygon.

$$\text{Sum of Interior Angles} = (n - 2) \times 180^\circ$$

This means "the number of triangles that make up the polygon times 180° ."

EXAMPLE: Find the sum of the measures of the interior angles of a decagon.

A **DECAGON** has 10 sides.

The sum of the measures of the interior angles is:

$$(n - 2)180^\circ = (10 - 2)180^\circ = (8)180^\circ = 1440^\circ$$

EXAMPLE: Find $m\angle K$ in the pentagon.

First find the sum of the angle measures of a pentagon:

$$(n - 2)180^\circ = (5 - 2)180^\circ = (3)180 = 540^\circ$$

Since the angles' measures in the pentagon add up to 540° :

$$m\angle K + m\angle L + m\angle M + m\angle N + m\angle O = 540^\circ$$

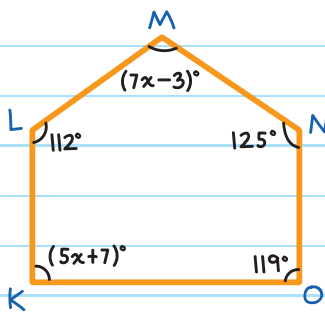
$$(5x + 7) + 112 + (7x - 3) + 125 + 119 = 540$$

$$12x + 360 = 540$$

$$12x = 180$$

$$x = 15$$

Therefore, $m\angle K = (5x + 7)^\circ = [5(15) + 7]^\circ = 82^\circ$

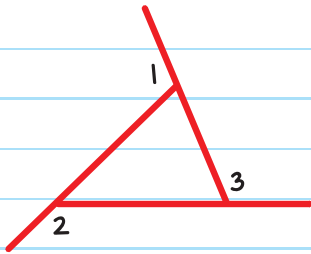


EXTERIOR ANGLE MEASURE

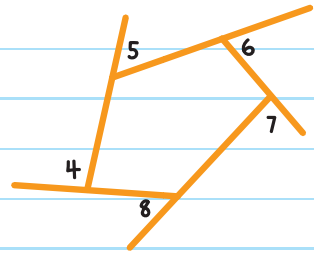
The exterior angle is the angle between the side of a polygon and a line extended from the next side.

POLYGON EXTERIOR ANGLE-SUM THEOREM

The sum of the exterior angles always stays the same, no matter how many sides the polygon has.



$$m\angle 1 + m\angle 2 + m\angle 3 = 360^\circ$$



$$m\angle 4 + m\angle 5 + m\angle 6 + m\angle 7 + m\angle 8 = 360^\circ$$

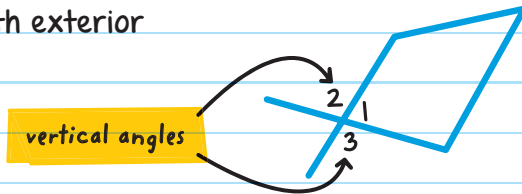
The exterior angles of a polygon add up to 360° .

Note: Use only one exterior angle at each vertex.

The two exterior angles at each vertex have the same measure.

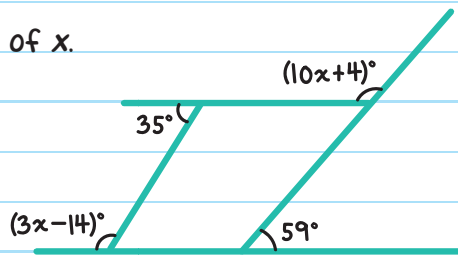
$\angle 2$ and $\angle 3$ are both exterior angles for $\angle 1$.

$$\angle 2 \cong \angle 3$$



EXAMPLE: Find the value of x .

Since exterior angle measures add to 360° ,



$$35 + (10x + 4) + 59 + (3x - 14) = 360$$

$$13x + 84 = 360$$

$$13x = 276$$

$$x = 21.2^\circ$$

A **REGULAR POLYGON** has all congruent angles and all congruent sides. To find the measure of each interior angle in a regular polygon, divide the total angle measure by the number of sides.

EXAMPLE: Find the measure of each interior angle in a regular heptagon.

A heptagon has 7 sides, the interior angle measures add to:


$$(n - 2)180^\circ = (7 - 2)180^\circ = (5)180^\circ = 900^\circ$$

A regular heptagon has 7 congruent angles, each angle has a measure of:

$$\frac{900^\circ}{7} \approx 128.6^\circ$$

FIND THE TOTAL ANGLE MEASURE AND DIVIDE BY 7!

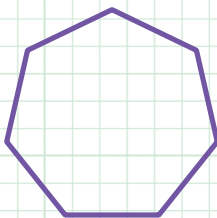




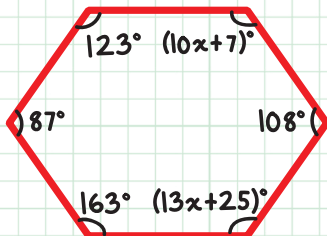
CHECK YOUR KNOWLEDGE

1. Find the sum of the measures of the interior angles of a 13-sided polygon.

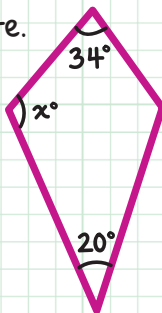
2. Find the sum of the measures of the interior angles of the following polygon.



3. Find the value of x .

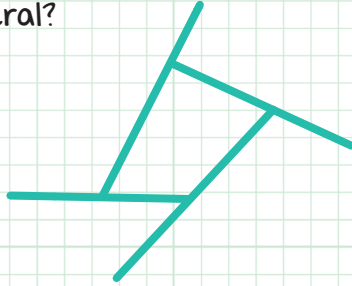


4. Find the value of x in the kite.

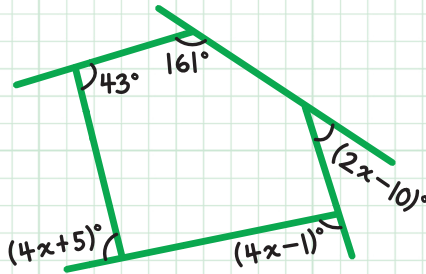


5. What is the measure of the sum of the exterior angles in a pentagon?

6. What is the measure of the sum of the exterior angles in the quadrilateral?



7. Find the value of x .



8. Find the measure of each interior angle in a regular pentagon.

CHECK YOUR ANSWERS



1. $(13 - 2)180 = 1980^\circ$

2. $(7 - 2)180 = 900^\circ$

3. $87 + 123 + 10x + 7 + 108 + 13x + 25 + 163 = (6 - 2)180$;
therefore, $x = 9$

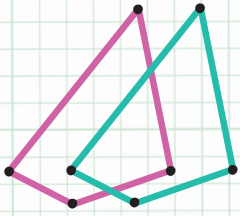
4. $34 + x + 20 + x = (4 - 2)180$; therefore, $x = 153^\circ$

5. 360°

6. 360°

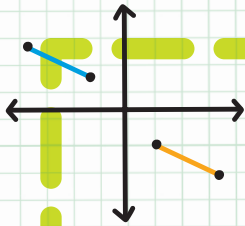
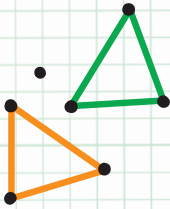
7. $4x + 5 + 137 + 19 + 2x - 10 + 4x - 1 = 360$; therefore, $x = 21^\circ$

8. $\frac{(5 - 2)180}{5}$; therefore, each angle measures 108°




Unit

5



Geometric Transformations



Chapter 20

REFLECTIONS

RIGID MOTIONS

Figures on a coordinate plane can be moved in any direction, which results in new figures and new positions. The action of moving a figure is called a **TRANSFORMATION**.

In a transformation, the original figure is called the **PREIMAGE**, and the new figure is called the **IMAGE**.

If the shape and the size of a figure remain the same in a transformation, the movement is called a **RIGID MOTION** or **CONGRUENCE TRANSFORMATION**.

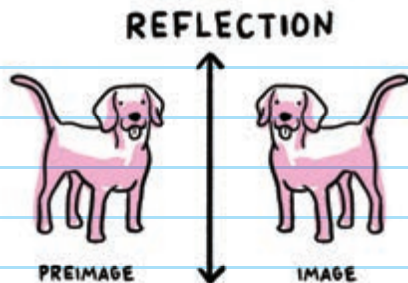
There are three types of rigid motions:

REFLECTIONS

TRANSLATIONS

ROTATIONS

A **REFLECTION** is a type of transformation that flips an image over a line, so that the image appears backward, like in a mirror.



A reflection is a rigid motion: The shape and size of the image do not change.

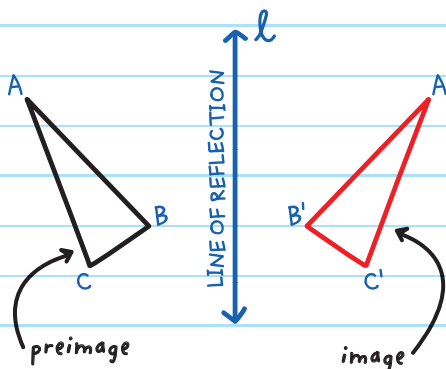
REFLECTION

a movement that maps (moves) all points of a shape so that each point on the image moves to the opposite side of the reflecting line and is the same distance from its point in the preimage.

$\triangle ABC$ is the preimage.

$\triangle A'B'C'$ is the image.

The mark (') is called **PRIME**.



The prime mark (') represents the new mapping point of the preimage.

$\triangle A'B'C'$ is read: "triangle A prime, B prime, C prime."

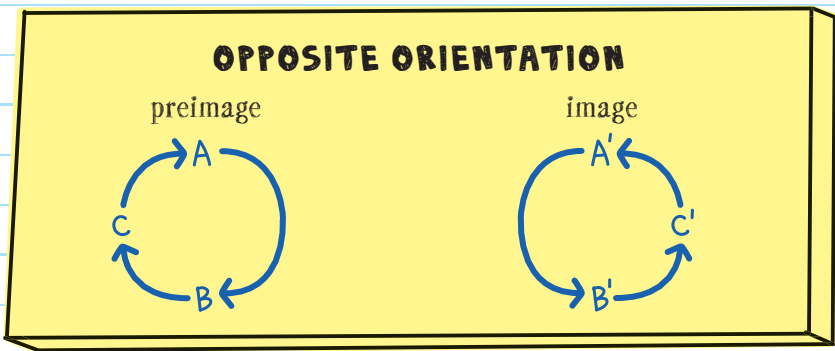
Line l is the **LINE OF REFLECTION**. We say $\triangle ABC$ is reflected across line l .

If we were to fold our paper along the line of reflection, the two triangles would match up perfectly.

The reflection **MAPS** each point on $\triangle ABC$ to a corresponding point on $\triangle A'B'C'$. matches

A maps to A' B maps to B' C maps to C'

Reflections have **OPPOSITE ORIENTATIONS** (reverse arrangement of points). For example, if A to B to C are arranged in a clockwise order in the preimage, then A' to B' to C' are arranged in a counterclockwise (opposite) order in the image.



REFLECTIONS ON THE COORDINATE PLANE

Reflections can be shown on the coordinate plane.

In an ordered pair, x , y names the coordinates of a point in the coordinate system.

The x position names the location along the x -axis (horizontal), and the y position gives the location along the y -axis (vertical).

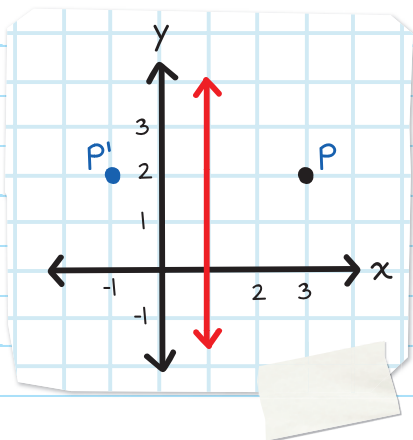
For example, to plot $(3, 4)$:

1. Start at the origin, location $(0, 0)$.
2. Move 3 units horizontally (to the right). This is the x -coordinate.
3. Move 4 units vertically (up). This is the y -coordinate.

*If the x -coordinate is negative, move left, and if the y -coordinate is negative, move down.

The red line is the line of reflection. This line of reflection is written as $x = 1$.

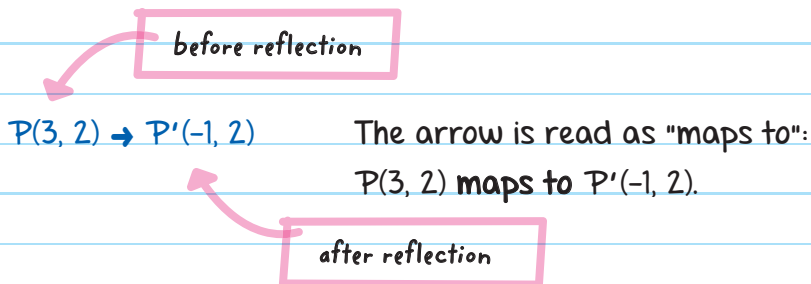
$x = 1$ means that all points on this line of reflection have an x -coordinate of 1.



For example $(1, -1)$, $(1, 0)$, $(1, 2)$

Point P , written as $P(3, 2)$, is 2 units to the right of the line of reflection. Point P' , written as $P'(-1, 2)$, is 2 units to the left of the line of reflection.

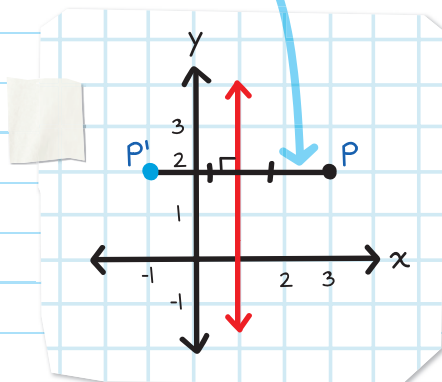
$P(3, 2)$ maps to $P'(-1, 2)$. This is written as:



The line of reflection is the **PERPENDICULAR BISECTOR** of the line segment that connects the corresponding points of the image and preimage.

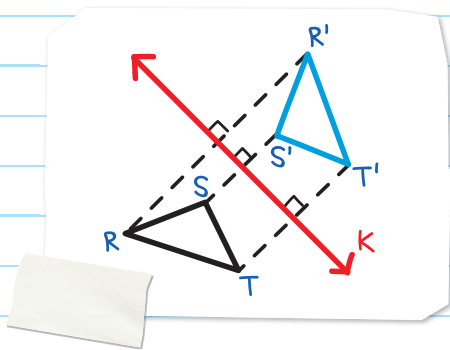
$\overline{PP'}$ connects the points of the image and preimage.

The line $x = 1$ (the line of reflection) is the perpendicular bisector of $\overline{PP'}$.



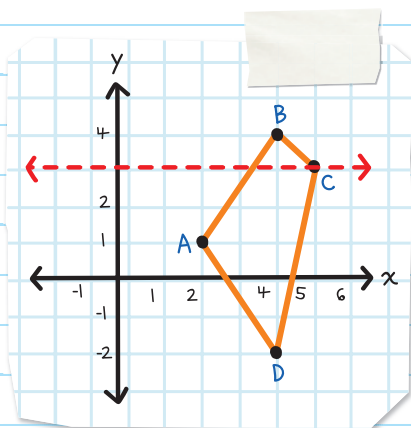
In this image lines $\overline{RR'}$, $\overline{SS'}$, and $\overline{TT'}$ connect the corresponding points of the image and preimage.

$\triangle RST \rightarrow \triangle R'S'T'$, the line of reflection, line k is the **PERPENDICULAR BISECTOR** of $\overline{RR'}$, $\overline{SS'}$, and $\overline{TT'}$.



EXAMPLE: Reflect the quadrilateral on the coordinate plane across line $y = 3$.

REFLECT EACH VERTEX POINT, AND THEN CONNECT THE VERTICES.



The line $y = 3$ is a horizontal line. All points on the line have a y -coordinate of 3.

Since the line of reflection is the perpendicular bisector of $\overline{AA'}$, it will be an equal distance from A and A' .

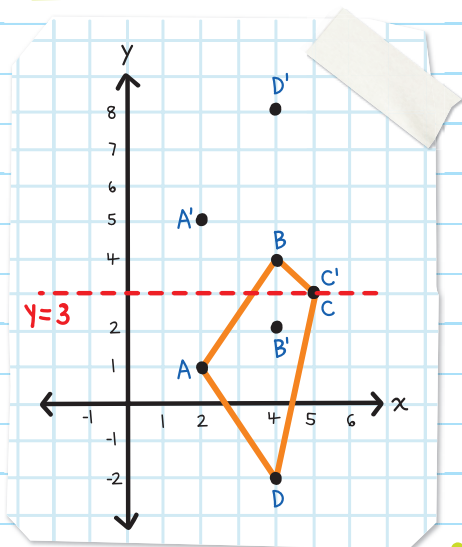
Count the number of units from A to the line of reflection, and place point A' the same number of units on the opposite side of the line.

- A is at point $(2, 1)$, 2 units below the line of reflection.
 A' will be at point $(2, 5)$, 2 units above the line of reflection.
 $A(2, 1) \rightarrow A'(2, 5)$.

- B is at point $(4, 4)$, 1 unit above the line of reflection.
 B' will be 1 unit below the line of reflection.
 $B(4, 4) \rightarrow B'(4, 2)$.

Each point maps to the opposite side of the line of reflection.

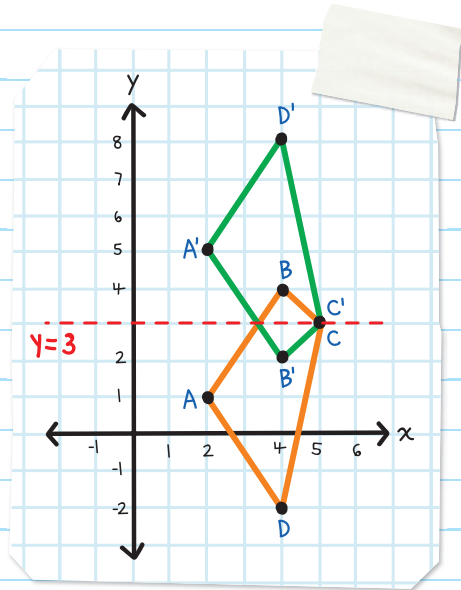
- Point $C(5, 3)$, is on the line of reflection. Since there is no distance, C' will be at the same point.
 $C(5, 3) \rightarrow C'(5, 3)$.



- Point $D(4, -2)$ is 5 units *below* the line of reflection. D' will be 5 units *above* the line of reflection.

$$D(4, -2) \rightarrow D'(4, 8).$$

Connect the vertices.



There are three common lines of reflection: the **x-axis**, **y-axis**, and line **$y = x$** . Each has a rule that can be used to plot points in an image.

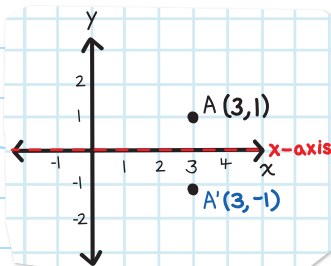
LINE OF REFLECTION

RULE

EXAMPLE

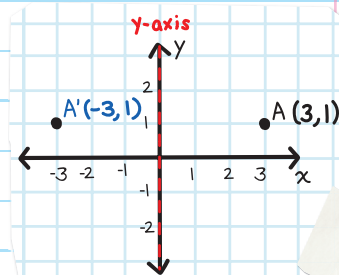
x-axis

$(x, y) \rightarrow (x, -y)$
 Multiply the
 y-coordinate by -1.



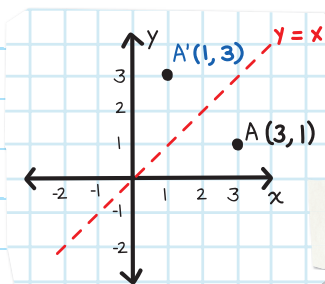
y-axis

$(x, y) \rightarrow (-x, y)$
 Multiply the
 x-coordinate by -1.



$y = x$

$(x, y) \rightarrow (y, x)$
 Reverse the order
 of the coordinates.



the same as
 $y = 1x + 0$

EXAMPLE: Reflect \overline{AB} across the x -axis.

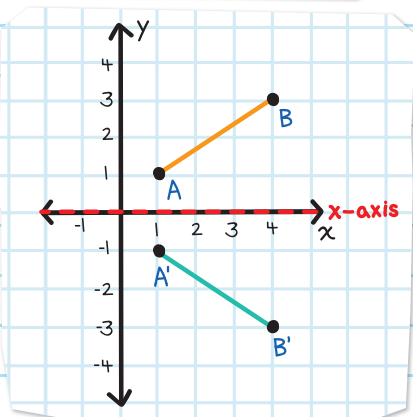
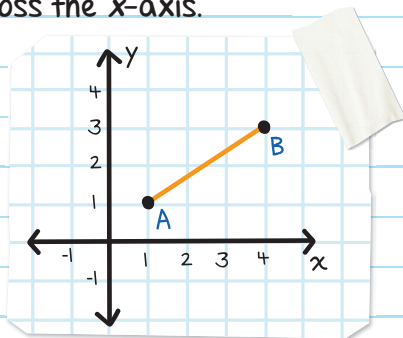
Rule: $(x, y) \rightarrow (x, -y)$

$A(1, 1) \rightarrow A'(1, -1)$

$B(4, 3) \rightarrow B'(4, -3)$

1. Plot the image points.

2. Draw a line to connect the points.



EXAMPLE: Reflect \overline{AB} across the line $y = x$.

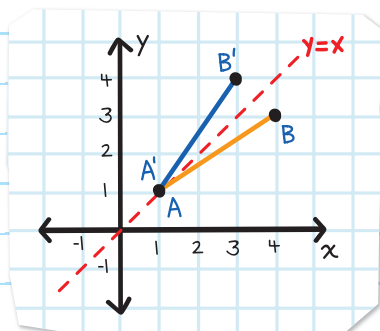
Rule: $(x, y) \rightarrow (y, x)$


$A(1, 1) \rightarrow A'(1, 1)$

$B(4, 3) \rightarrow B'(3, 4)$

1. Plot the image points.

2. Draw a line to connect the points.





CHECK YOUR KNOWLEDGE

1. What is a geometric transformation?

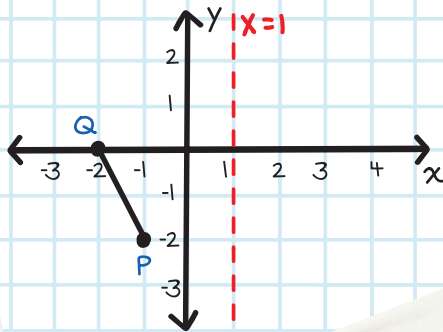
2. What is a reflection?

3. Complete the sentence.

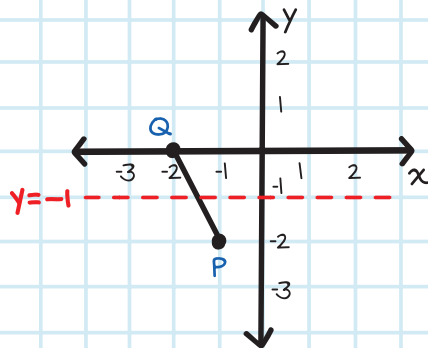
In a reflection, a point P and its image P' are the same distance to the _____.

For questions 4 and 5, draw the image of \overline{PQ} , where $P(-1, -2)$ and $Q(-2, 0)$ are reflected across the following lines.

4. $x = 1$



5. $y = -1$



CHECK YOUR ANSWERS

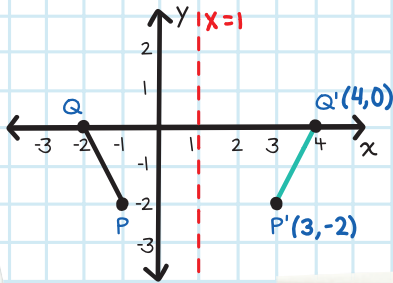


1. A geometric transformation changes the shape, size, or position of a figure (preimage) to create a new figure (the image).

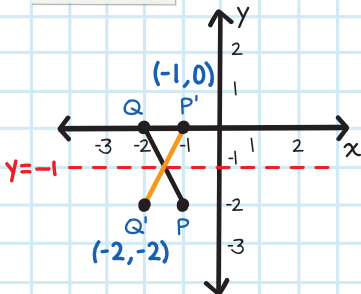
2. A reflection is a type of rigid motion that flips an image over a line.

3. Line of reflection

4.




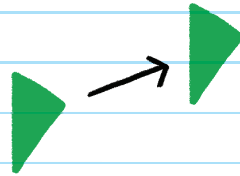
5.



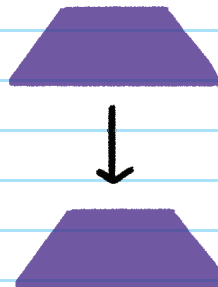
Chapter 21

TRANSLATIONS

A **TRANSLATION** is a type of rigid motion that slides a figure a certain distance to the left or right, up or down, or both horizontally and vertically.



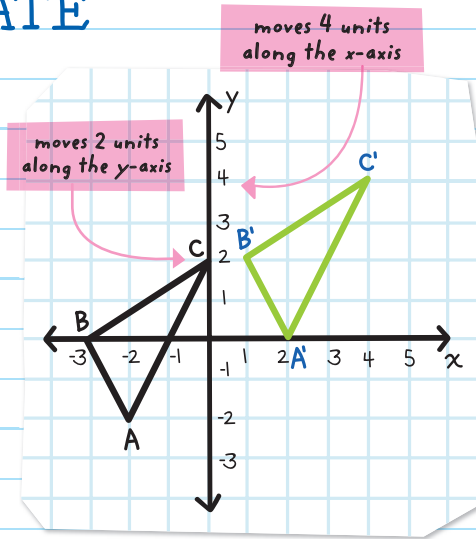
Each point in the figure slides the same distance in the same direction.



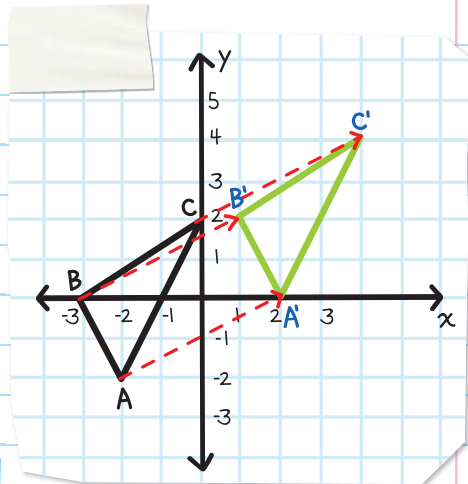
The figure's shape, size, and orientation remain the same.

TRANSLATIONS ON A COORDINATE PLANE


A translation on the coordinate plane moves all the points in the image the same distance and in the same direction. In $\triangle ABC$, each point moves 4 units right (x -axis) and 2 units up (y -axis).



Translations can be defined (described) using a **TRANSLATION VECTOR**, which states how many units each point in the graph moves in the translation.



The translation vector is $(4, 2)$.



If a translation vector moves a point a units along the x -axis and b units along the y -axis, then the translation vector is (a, b) .

The **translation rule** is:

$$(x, y) \rightarrow (x + a, y + b),$$

where (a, b) is the translation vector.

For example: A translation vector of $(-1, 3)$ has a translation rule of $(x, y) \rightarrow (x - 1, y + 3)$. This moves each point 1 unit to the left and 3 units up.

With that translation vector, the point $(5, -2)$ maps to:

$$(5, -2) \rightarrow (5 - 1, -2 + 3) \text{ which is } (4, 1)$$

$$\begin{aligned} 5 - 1 &= 4 \\ -2 + 3 &= 1 \end{aligned}$$

The point $(-4, 7)$ maps to:

$$(-4, 7) \rightarrow (-4 - 1, 7 + 3) \text{ or } (-5, 10)$$

$$\begin{aligned} -4 - 1 &= -5 \\ 7 + 3 &= 10 \end{aligned}$$



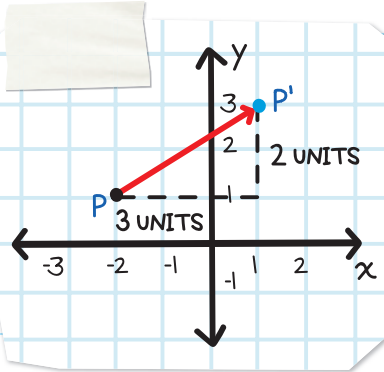
EXAMPLE: What are the translation vector and translation rule that describe the translation of $P \rightarrow P'$?

P moves 3 units right and 2 units up to P' :

The translation vector is $(3, 2)$.

The translation rule is:

$$(x, y) \rightarrow (x + 3, y + 2).$$



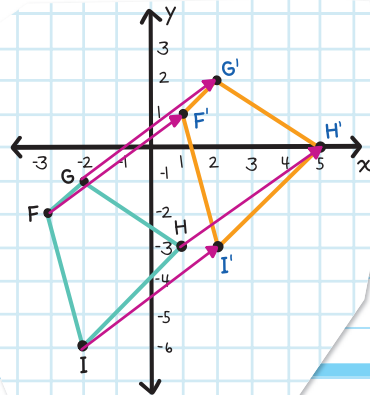
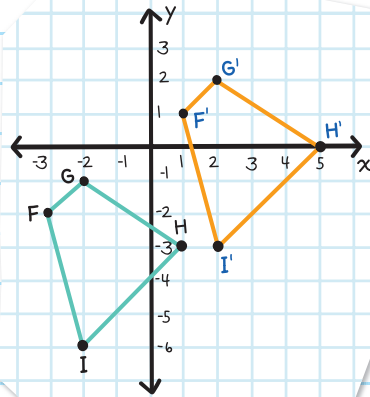
EXAMPLE: What are the translation vector and translation rule that describe the translation of quadrilateral $FGHI \rightarrow F'G'H'I'$?

Each point moves 4 units right and 3 units up.

The translation vector is $(4, 3)$.

The translation rule is

$$(x, y) \rightarrow (x + 4, y + 3).$$



EXAMPLE: Graph the translation of $\triangle LMN$, given a translation vector of $(-2, 5)$.

Move each vertex 2 units to the left and 5 units up.

Rule: $(x, y) \rightarrow (x - 2, y + 5)$

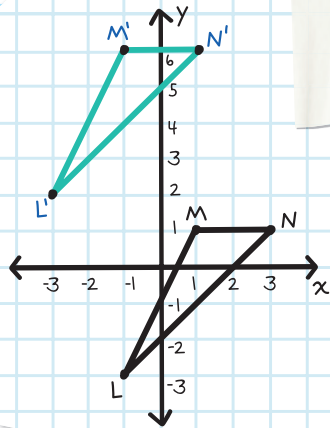
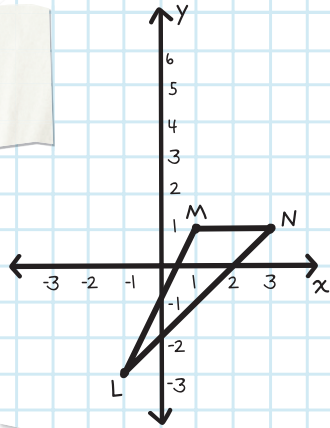
Plot the points.

$$\begin{array}{l} (-1 - 2) \quad (-3 + 5) \\ L(-1, -3) \rightarrow L'(-3, 2) \end{array}$$

$$\begin{array}{l} (1 - 2) \quad (1 + 5) \\ M(1, 1) \rightarrow M'(-1, 6) \end{array}$$

$$\begin{array}{l} (3 - 2) \quad (1 + 5) \\ N(3, 1) \rightarrow N'(1, 6) \end{array}$$

Connect the points.




HELP ME! I'M IN MATH CLASS AND HAVE TO TRANSLATE A TRIANGLE.

THAT'S EASY. TRIANGULO.

NO! I MEAN THE GEOMETRICAL TRANSLATION.

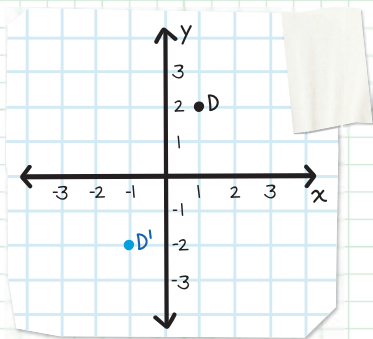
GEOMETRICO.

FORGET IT.

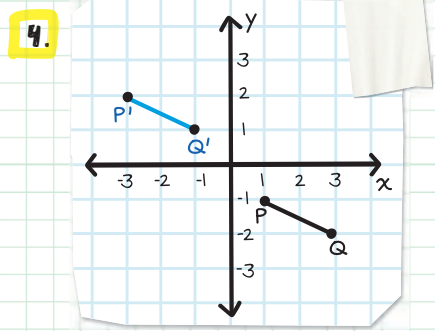
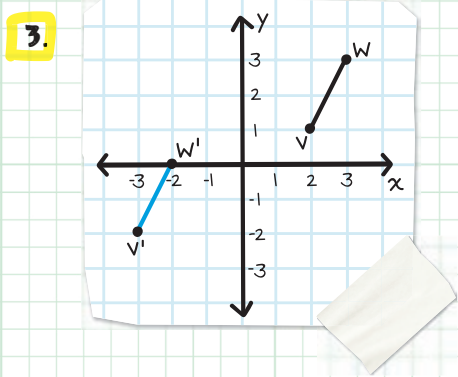


CHECK YOUR KNOWLEDGE

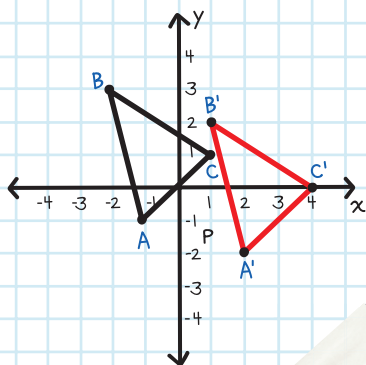
1. After translating any figure, what always remains the same about the figure?
2. What is the translation vector that translates D to D' ?



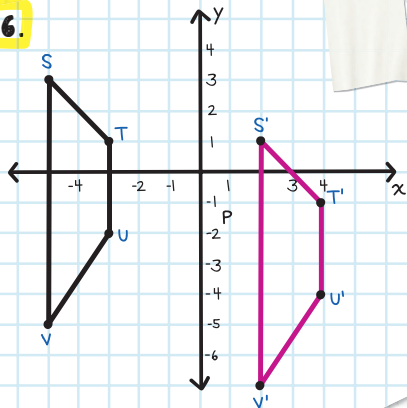
For questions 3-6, state whether the following graph shows a translation or not.



5.



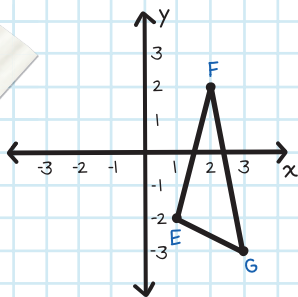
6.



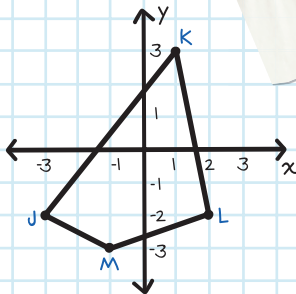
7. What is the translation vector in question 6?

8. What is the translation rule that describes the translation in question 6?

9. Graph the translation of $\triangle EFG$, given a translation vector of $(-3, 1)$.



10. Graph the translation of the quadrilateral below, given a translation vector of $(2, 0)$.



CHECK YOUR ANSWERS



1. The figure's shape, size, and orientation

2. $[-2, -4]$

3. Yes, $[-5, -3]$

4. Yes, $[-4, 3]$

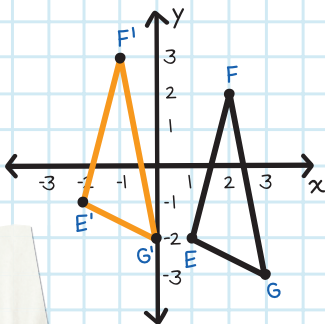
5. Yes, $[3, -1]$

6. Yes

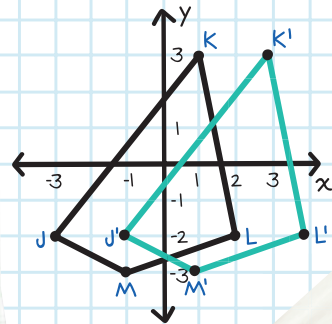
7. $[7, -2]$

8. $(x, y) \rightarrow (x + 7, y - 2)$

9.



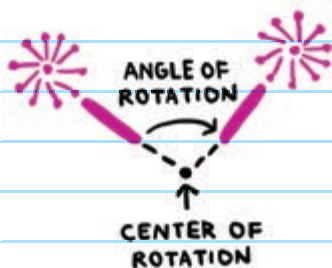
10.



Chapter 22

ROTATIONS

ROTATIONS are transformations that turn a figure around a fixed point. Rotations are rigid motions. The shape, size, and measures of angles of the figure stay the same, but the orientation changes.



A rotation includes a:

- **CENTER OF ROTATION**—the point around which a figure is turned. The center of rotation can be located outside the figure or anywhere inside or along the figure.
- **ANGLE OF ROTATION**—the number of degrees each point on the figure is turned. Rotation can be clockwise or counterclockwise.

clockwise = turns right
counterclockwise = turns left

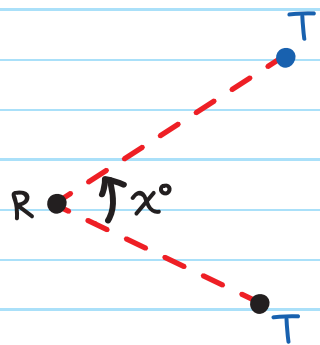
Any point and its image are the same distance from the center of rotation.

EXAMPLE: Point T is rotated x° counterclockwise about point R.

The center of rotation is R.

The angle of rotation is x° .

T and T' are the same distance from the center of rotation, R.



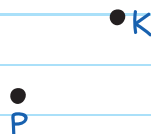
This is written as: $RT = RT'$.



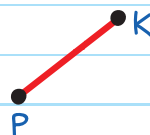
DRAWING ROTATIONS

You can use a protractor and a ruler to draw a rotation about a point.

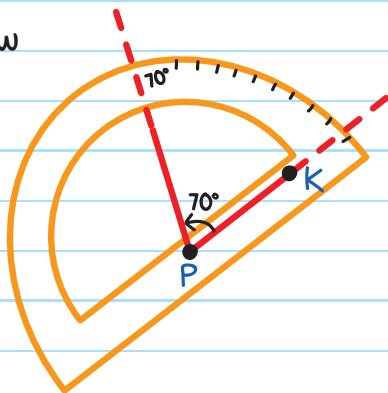
To rotate point K 70° counterclockwise about point P :



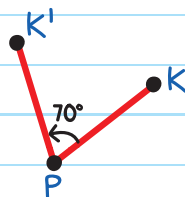
Step 1: Draw a line from P to K .



Step 2: Use a protractor to draw a 70° angle counterclockwise, left, from \overline{PK} .

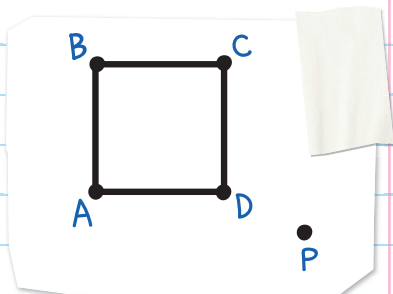


Step 3: Measure the length of \overline{PK} . Draw a new point labeled K' the same distance from P on the new line.



Rotating a Square

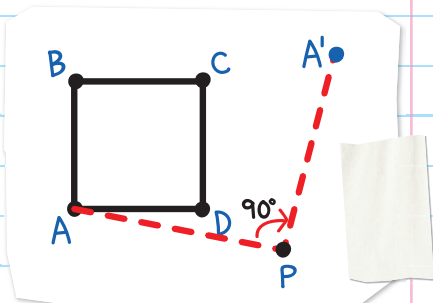
To rotate a square 90° clockwise about the center of rotation, P , each point on the square must rotate 90° clockwise.



Distance of A to P is the same as distance of A' to P.

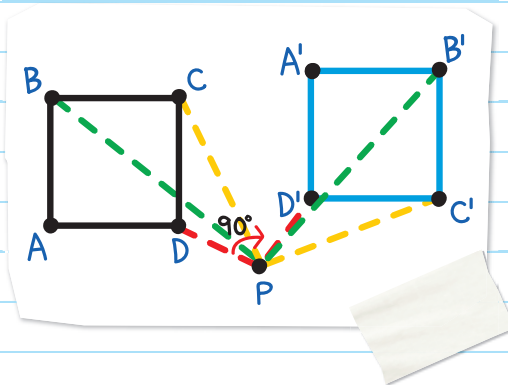
Since $AP = A'P$, think of the line AP rotating 90° clockwise.

Use a protractor to draw a 90° angle.



Plot a point at the location.

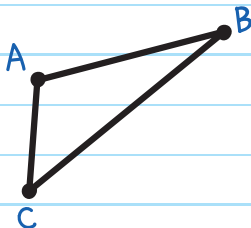
Repeat the same for vertices B, C, and D. Then connect the points.



EXAMPLE: Draw the image of $\triangle ABC$ rotated 110° counterclockwise about point Q .

• Q

Rotate each vertex, one at a time, using a protractor and ruler.



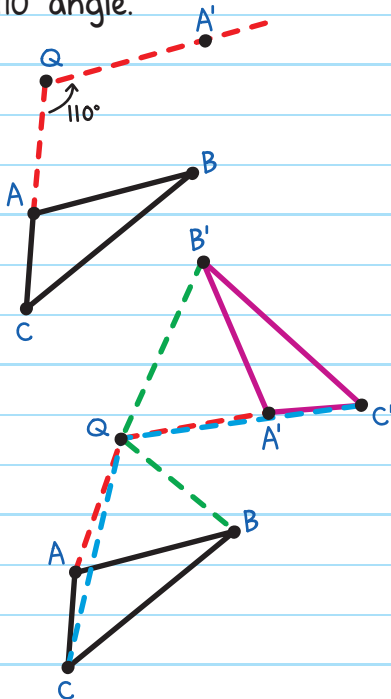
To rotate Point A:

1. Draw a line from point Q to point A .

2. Use a protractor to draw a 110° angle.

3. Measure the length of \overline{QA} .

4. Draw a point A' the same distance on the new line.



Rotate points B and C in the same way. Connect points A' , B' , and C' .

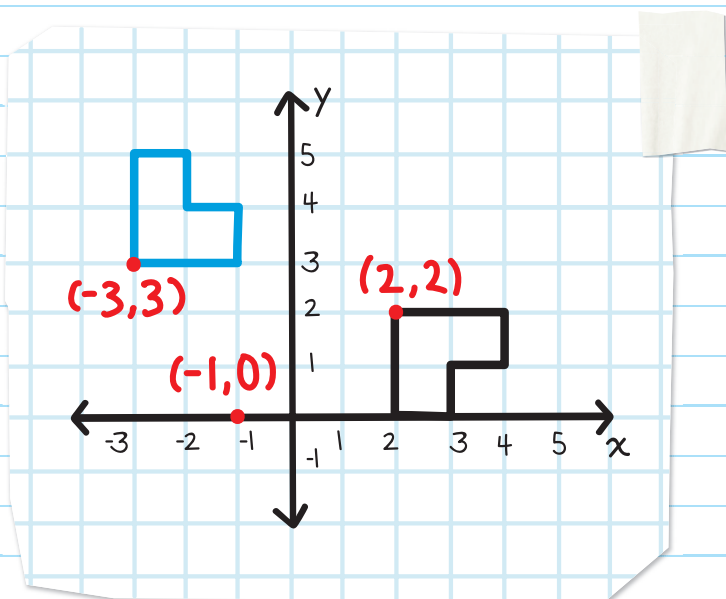


FINDING THE ANGLE OF ROTATION

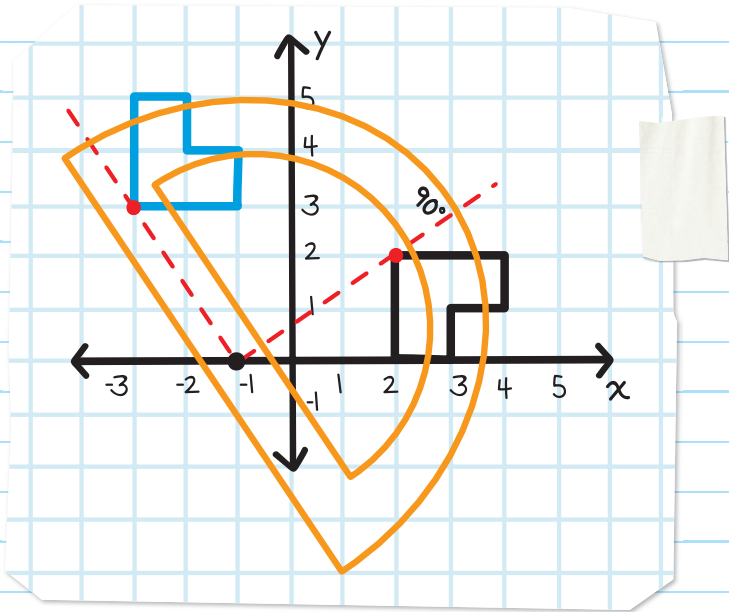
You can find an angle of rotation with a protractor and ruler. A figure is rotated counterclockwise about a point located at $(-1, 0)$. Point $(2, 2)$ is rotated to $(-3, 3)$.

To find the angle of rotation:

1. Draw a line from the center of rotation through each point $(2, 2)$ and $(-3, 3)$.



2. Use a protractor to measure the angle.



The angle of rotation is 90° .

ROTATIONS ON THE COORDINATE PLANE

Three common rotation angles used on a coordinate plane are 90° , 180° , and 270° . There are rules that we can use for these rotations about the origin.

The origin is the point $(0, 0)$. It's where the x -axis and y -axis meet.

ANGLE OF ROTATION

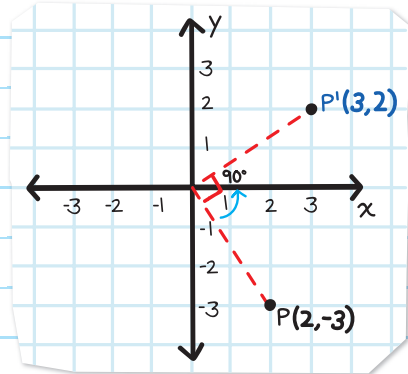
RULE

EXAMPLE
counterclockwise
about the origin

90°

$$(x, y) \rightarrow (-y, x)$$

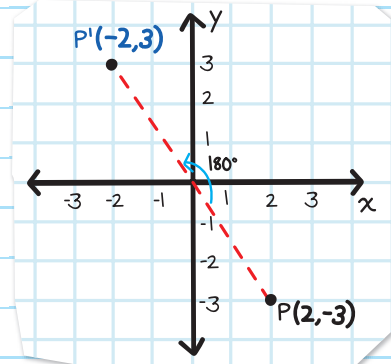
Multiply the y -coordinate by -1 , and reverse the order of the coordinates.



180°

$$(x, y) \rightarrow (-x, -y)$$

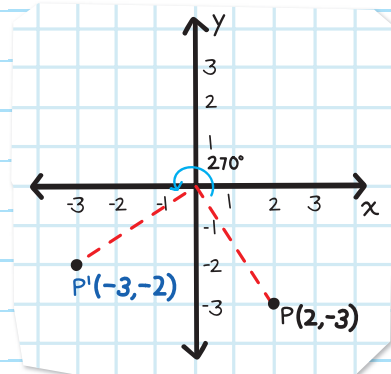
Multiply the x - and y -coordinates by -1 .



270°

$$(x, y) \rightarrow (y, -x)$$

Multiply the x -coordinate by -1 , and reverse the order of the coordinates.



EXAMPLE: Rotate the triangle 180° about the origin.

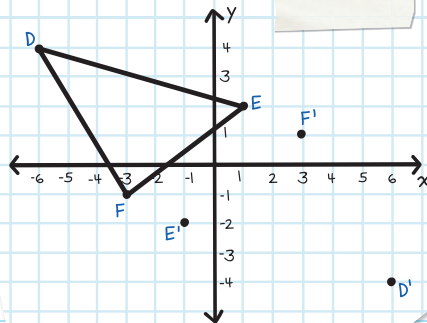
First rotate each point 180° about the origin:

Rule: $(x, y) \rightarrow (-x, -y)$

$$D(-6, 4) \rightarrow D'(6, -4)$$

$$E(1, 2) \rightarrow E'(-1, -2)$$

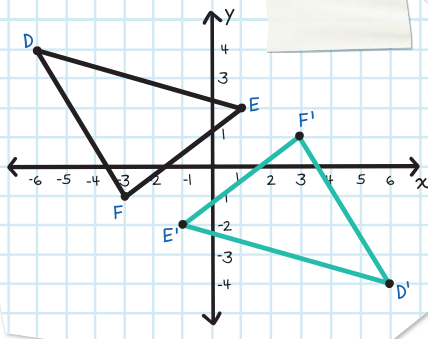
$$F(-3, -1) \rightarrow F'(3, 1)$$



Multiply the x and y coordinates by -1 .

Next plot the new points.

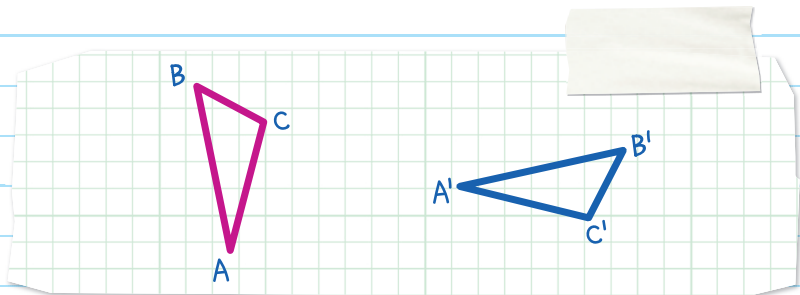
Then connect all the points.



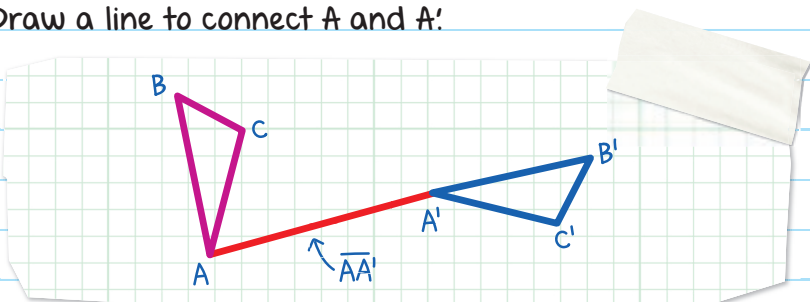
When the rotation is 180° , it doesn't matter if the direction is clockwise or counterclockwise, because the image will end up in the same place.

FINDING THE CENTER OF ROTATION

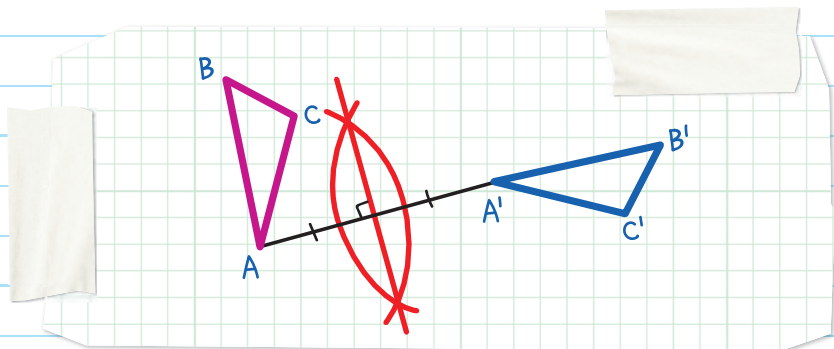
Steps for finding the center of rotation:



1. Draw a line to connect A and A' .

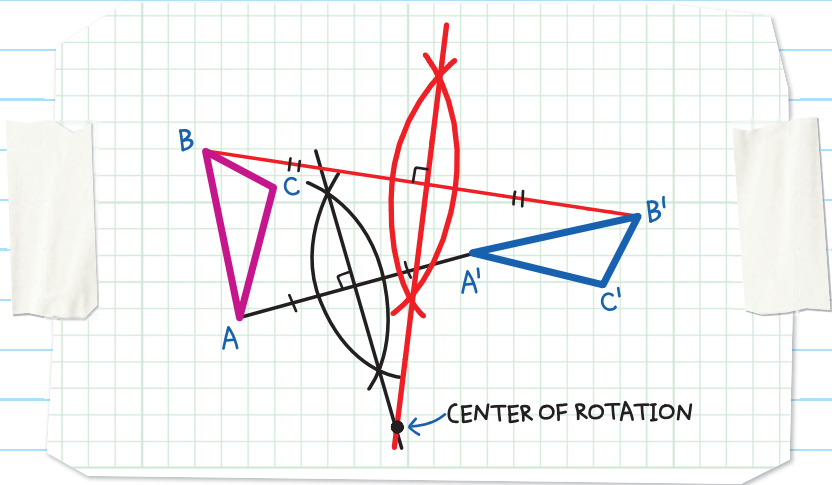


2. Construct a perpendicular bisector through $\overline{AA'}$.




3. Repeat steps 1 and 2 on points B and B'.

The intersection of the two perpendicular bisectors is the center of rotation.



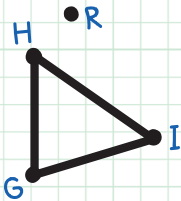
If we draw the perpendicular bisector of $\overline{CC'}$, it will also pass through the point of rotation.



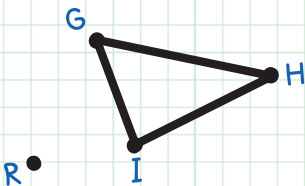
CHECK YOUR KNOWLEDGE

1. True or False: In a rotation, the shape, size, and orientation of a figure remain the same.

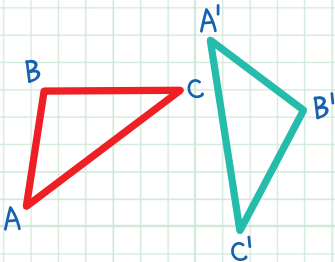
2. Rotate the triangle 90° counterclockwise about the center of rotation, R.



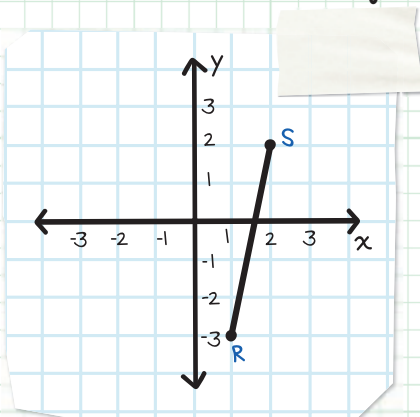
3. Use a protractor to draw the rotation of $\triangle GHI$ 60° counterclockwise about point R.



4. Draw the center of rotation that rotates $\triangle ABC$ to $\triangle A'B'C'$.



Use the graphed line below to answer questions 5 and 6:



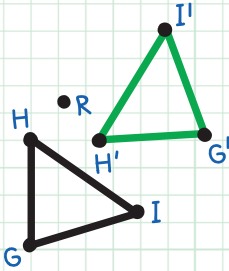
5. \overline{RS} is rotated 180° counterclockwise about the origin. What are the coordinates of R' and S' ?
6. Draw the rotation of \overline{RS} 270° counterclockwise about the origin.

CHECK YOUR ANSWERS

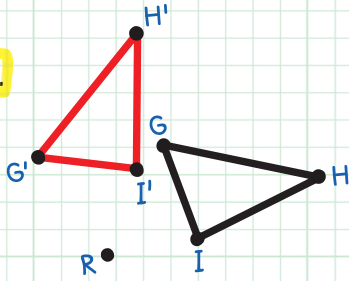


1. False. The size and shape remain the same, but the orientation is rotated.

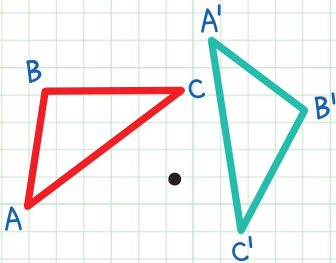
2.



3.

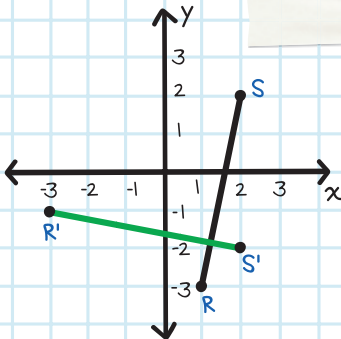


4.



5. $R'(-1, 3)$, $S'(-2, -2)$

6.



Chapter 23

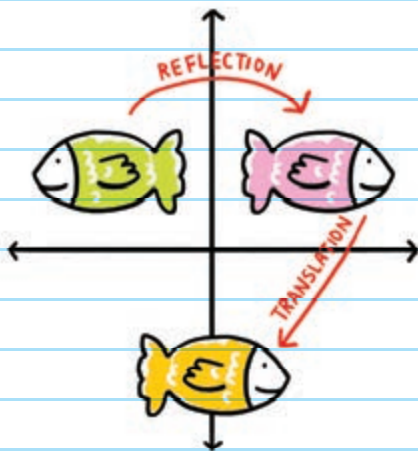
COMPOSITIONS

COMPOSITIONS OF TRANSFORMATIONS

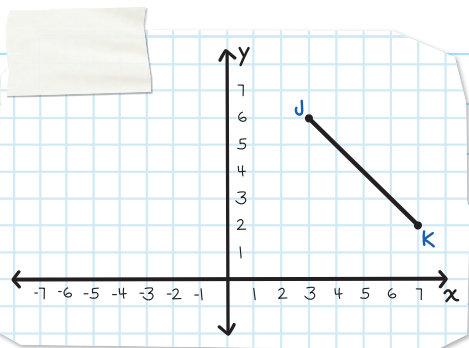
COMPOSITIONS OF TRANSFORMATIONS combine two or more transformations to form a new transformation.

In a composition, you perform each transformation on the image from the previous transformation.

Example of a composition of transformation: The green fish is reflected to the pink fish, and then translated to the yellow fish.



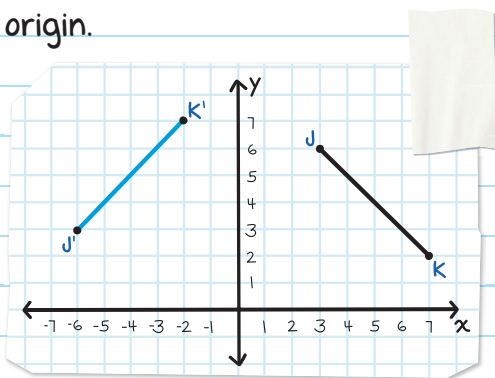
EXAMPLE: Draw the graph of \overline{JK} rotated 90° counterclockwise about the origin, and then reflected across line $y = 1$.



Step 1: Rotate \overline{JK} 90° counterclockwise about the origin.

Use the rule $(x, y) \rightarrow (-y, x)$ to find the endpoints.

- $J(3, 6) \rightarrow J'(-6, 3)$
- $K(7, 2) \rightarrow K'(-2, 7)$



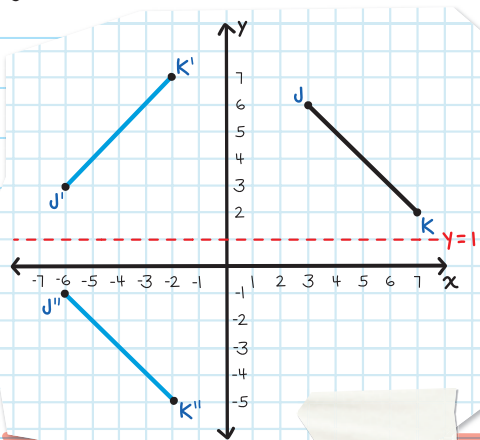
Connect the endpoints.

Label the points with double prime (") when an image is reflected a second time.

Step 2: Reflect $\overline{J'K'}$ across line $y = 1$.

J' is 2 units above $y = 1$, so place J'' 2 units below $y = 1$.

K' is 6 units above $y = 1$, so place K'' 6 units below $y = 1$.

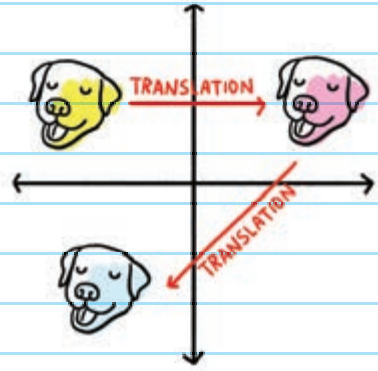


Connect the endpoints.

COMPOSITIONS OF TRANSLATIONS

A **COMPOSITION OF TRANSLATIONS** combines two or more translations.

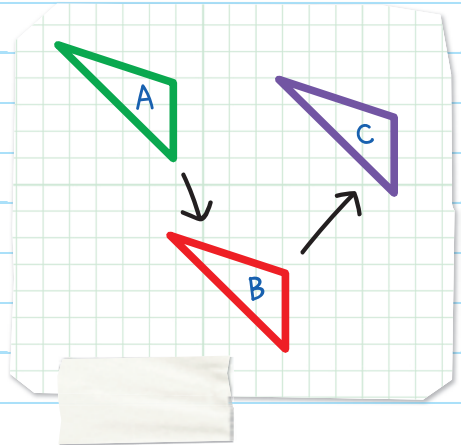
Example of a composition of translations: The yellow dog is translated to the pink dog, and then translated to the blue dog.



In this image:

$\triangle A$ is translated to $\triangle B$.

$\triangle B$ is translated to $\triangle C$.

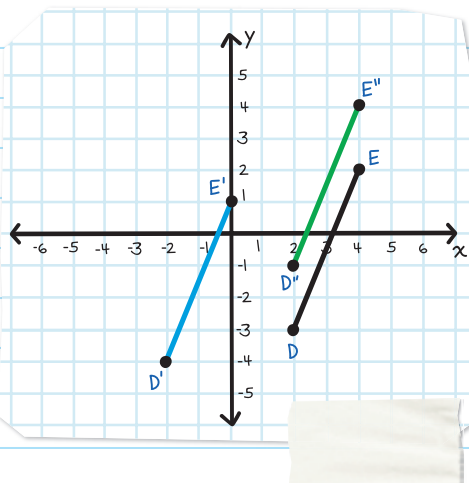


The composition of two translations is another translation.

EXAMPLE: Describe the transformation from \overline{DE} to $\overline{D''E''}$.

\overline{DE} is translated along vector $(-4, -1)$ to $\overline{D'E'}$.

$\overline{D'E'}$ is translated along vector $(4, 3)$ to $\overline{D''E''}$.



This is a composition of two translations, so the result is a translation.

To find the translation vector, we can either:

- Count the units from D to D'' (or E to E''):

D moves 0 units left/right and 2 units up to map to $D''(0, 2)$.

OR

- Add the coordinates of translation vectors $(-4, -1)$ and $(4, 3)$:

$$(-4 + 4, -1 + 3) = (0, 2).$$

The transformation from \overline{DE} to $\overline{D''E''}$ is a translation along vector $(0, 2)$.

GLIDE REFLECTIONS

A **GLIDE REFLECTION** is a translation followed by a reflection. The reflection line is parallel to the direction of the translation.

Example of glide reflection:

The gray cat translates to the purple cat, then reflects to the green cat.



EXAMPLE: Draw the glide reflection where $\triangle ABC$ is translated along vector $(-4, 0)$ and then reflected across the x -axis.

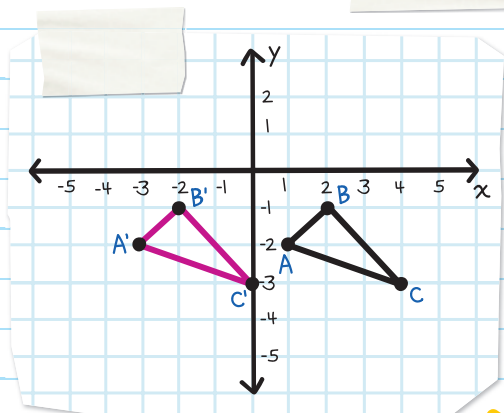
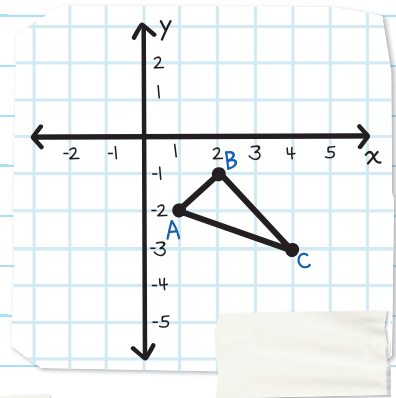
Translate along vector $(-4, 0)$:

$$A(1, -2) \rightarrow A'(-3, -2)$$

$$B(2, -1) \rightarrow B'(-2, -1)$$

$$C(4, -3) \rightarrow C'(-2, -3)$$

Plot the points and connect the vertices.



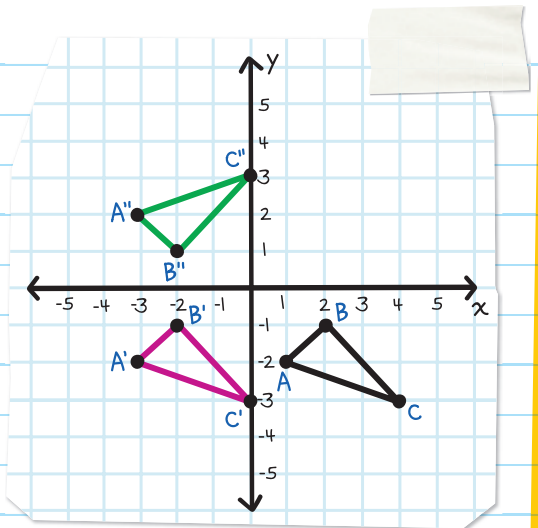
Reflect $\triangle A'B'C'$ across the x -axis:

$$A'(-3, -2) \rightarrow A''(-3, 2)$$

$$B'(-2, -1) \rightarrow B''(-2, 1)$$

$$C'(0, -3) \rightarrow C''(0, 3)$$

Plot the points and connect the vertices.



KEY PROPERTIES OF RIGID MOTIONS

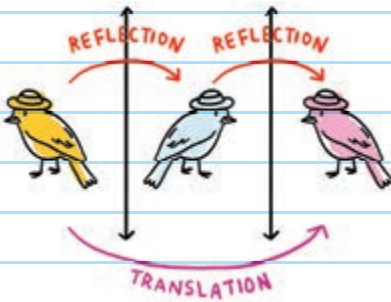
Rigid Motion	Size stays the same?	Angle measure stays the same?	Orientation stays the same?
Reflection	Yes	Yes	No
Translation	Yes	Yes	Yes
Rotation	Yes	Yes	No
Glide reflection	Yes	Yes	No

COMPOSITIONS OF REFLECTIONS

Compositions of reflections have different rules, depending on whether the lines of reflection are parallel or intersect.

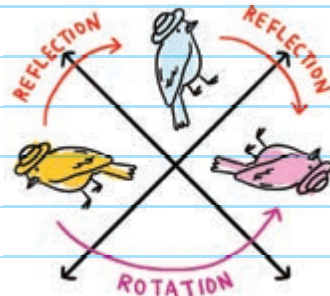
Parallel

A composition of two reflections across two parallel lines forms a translation.



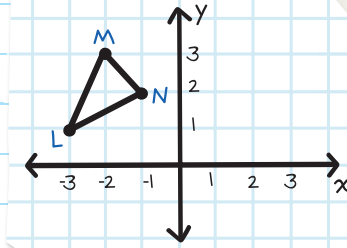
Intersect

A composition of two reflections across two intersecting lines forms a rotation about the point of intersection.

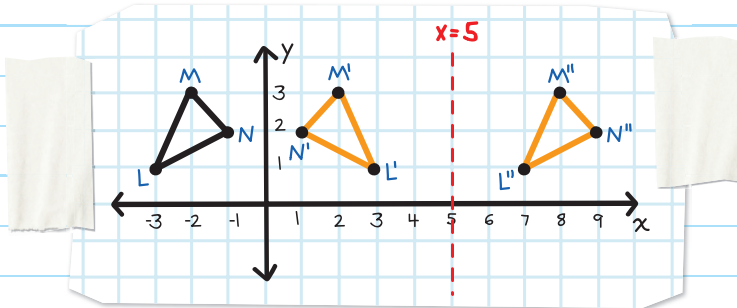


EXAMPLE: Reflect $\triangle LMN$

across the y -axis and then across $x = 5$. What is the single transformation that maps $\triangle LMN$ to $\triangle L''M''N''$?



Reflecting across the y -axis gives $\triangle L'M'N'$.



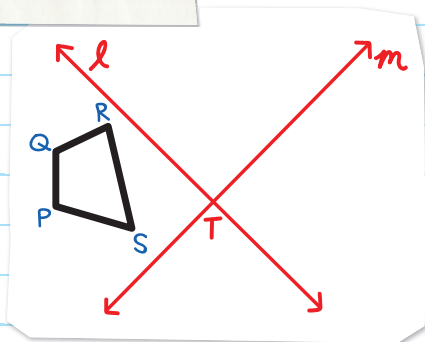
Reflecting $\triangle L'M'N'$ across $x = 5$ gives $\triangle L''M''N''$.

$\triangle LMN$ moves 10 units to the right to $\triangle L''M''N''$. Therefore, a translation along vector $(10, 0)$ maps $\triangle LMN$ to $\triangle L''M''N''$.

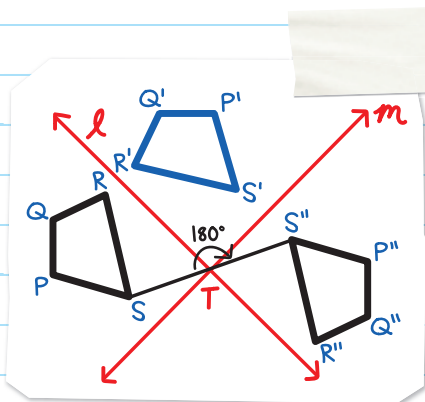
THE y -AXIS AND $x = 5$ ARE PARALLEL LINES. REFLECTING ACROSS TWO PARALLEL LINES FORMS A TRANSLATION.



EXAMPLE: Reflect quadrilateral PQRS across line l and then m . What's the single transformation that maps PQRS to $P''Q''R''S''$?



Reflecting PQRS across line l gives $P'Q'R'S'$.
 Reflecting $P'Q'R'S'$ across line m gives $P''Q''R''S''$.



The result is a rotation around point T .

To find the angle of rotation, draw a line from S to T and S'' to T . The angle between these two lines is 180° .

The transformation is a rotation with center of rotation T and angle of rotation 180° .

REFLECTING ACROSS TWO INTERSECTING LINES FORMS A ROTATION ABOUT THE POINT OF INTERSECTION.

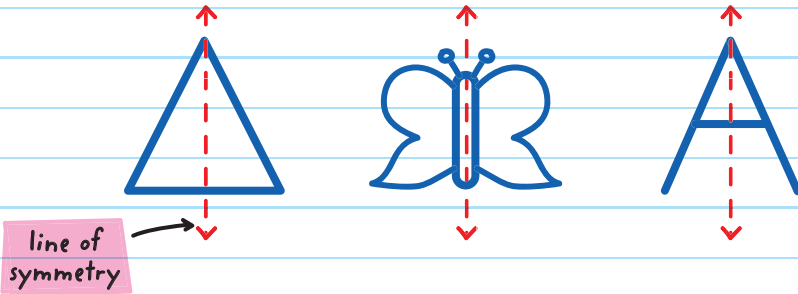


SYMMETRY

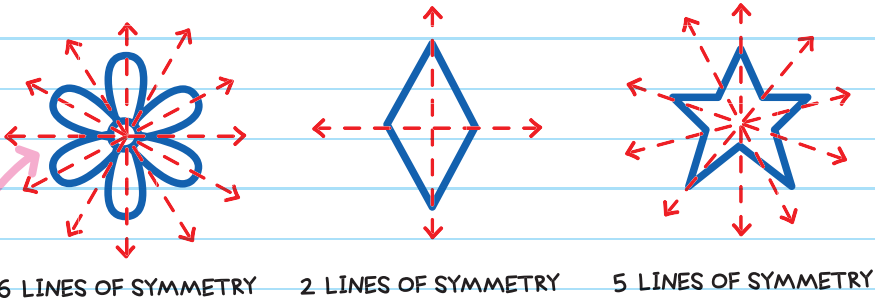
If a figure is reflected across a line and the new figure is unchanged, then the figure has **LINE SYMMETRY**.

The line of reflection is called the **LINE OF SYMMETRY**.

A line of symmetry divides a figure into two mirror images.



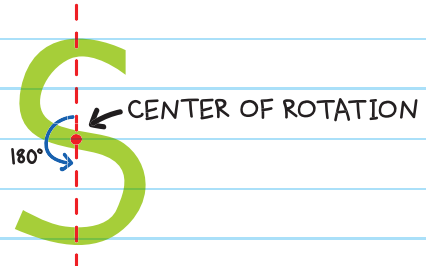
Sometimes a figure can have more than one line of symmetry.



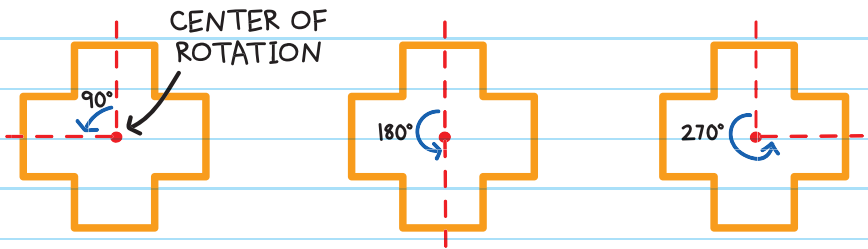
There are six different lines along which you can reflect the figure of the flower, and it will still look the same.


If a figure is rotated between 0° and 360° about its center and the figure remains the same, then it has **ROTATIONAL SYMMETRY**. The point of rotation is called the **CENTER OF ROTATION**.

This figure has rotational symmetry because it still looks the same after a rotation of 180° , which is less than one full turn (360°).



This figure has rotational symmetry because when rotated 90° , 180° , or 270° , it still looks the same. It maps to itself.

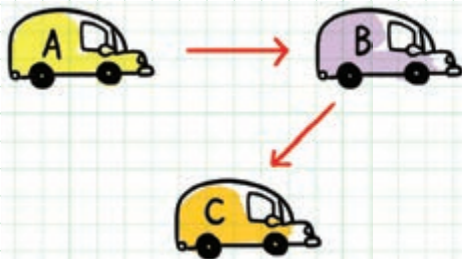




CHECK YOUR KNOWLEDGE

1. Graph the composition of point $P(4, 1)$, rotated 270° counterclockwise about the origin to P' , and then reflected across $y = -1$ to P'' .

2. True or False: If figure A is translated to figure B and figure B is translated to figure C, then figure A to figure C is a translation.



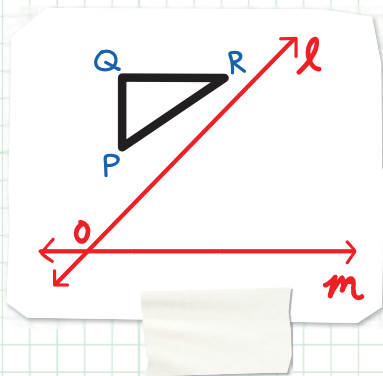
3. $\triangle GHI$ is translated along vector $(7, -3)$ to $\triangle G'H'I'$.
 $\triangle G'H'I'$ is translated along vector $(-2, 13)$ to $\triangle G''H''I''$.
Describe the transformation from $\triangle GHI$ to $\triangle G''H''I''$.

4. What is the composition of two reflections across two parallel lines?

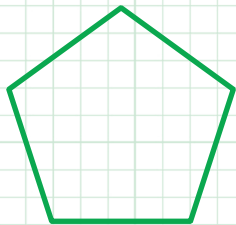
5. Complete the sentence.

A composition of two reflections across two _____ lines forms a rotation about the point of _____.

6. Graph the reflection of $\triangle PQR$ across l and then m . Describe the single transformation that maps $\triangle PQR$ to $\triangle P''Q''R''$.



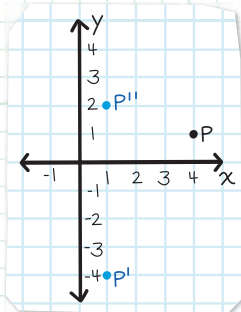
7. Does this figure have line symmetry? If so, how many lines of symmetry does it have?



CHECK YOUR ANSWERS



1.



2. True

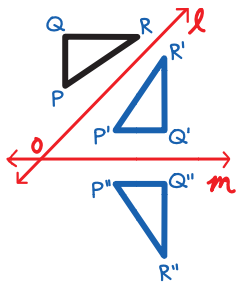
3. Translation along vector $(5, 10)$

(Hint: Add the coordinates of translation vectors.)

4. A translation

5. intersecting, intersection

6. A rotation with center of rotation O and angle of rotation 270° counterclockwise (or 90° clockwise).



7. Yes, 5 lines of symmetry

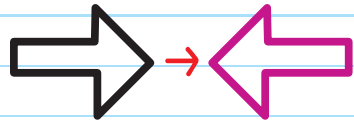
Chapter 24

CONGRUENCE


Two figures are **CONGRUENT** if there is a sequence of rigid motions that maps one figure directly onto the other.




Not a rigid motion
(Side lengths get larger)
→ Not Congruent



A rigid motion
(Reflection)
→ Congruent



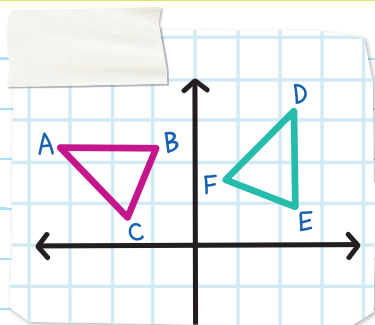
A rigid motion
(Translation)
→ Congruent



Not a rigid motion
(Angles and side
lengths change size)
→ Not Congruent

EXAMPLE: Is $\triangle ABC$ congruent to $\triangle DEF$?

If there is a rigid motion that takes $\triangle ABC$ to $\triangle DEF$, then the triangles are congruent.



A rotation of 270° counterclockwise maps $\triangle ABC$ to $\triangle DEF$.

Therefore, $\triangle ABC$ is congruent to $\triangle DEF$.

$$\triangle ABC \cong \triangle DEF$$

Order is important when writing congruence statements.

$\triangle ABC \cong \triangle DEF$ means that A maps to D , B maps to E , and C maps to F .

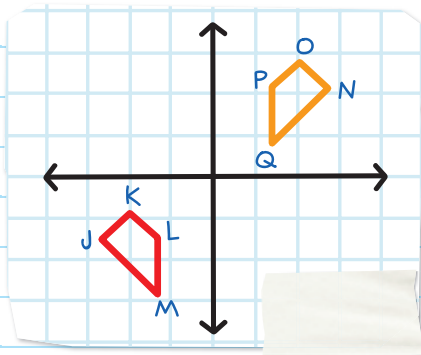
$\triangle ABC \cong \triangle EFD$ is incorrect because A does not map to E .

Equivalent to $\triangle ABC \cong \triangle DEF$:

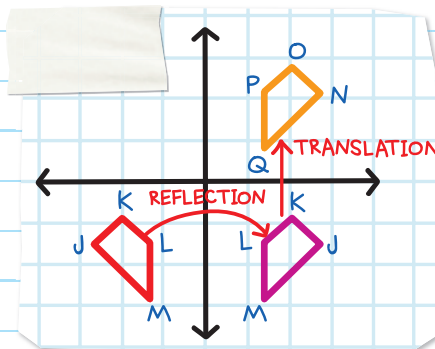
$$\triangle ACB \cong \triangle DFE \qquad \triangle DEF \cong \triangle ABC$$

$$\triangle BAC \cong \triangle EDF \qquad \triangle EDF \cong \triangle BAC$$

EXAMPLE: Determine whether the two figures in the graph are congruent. If they are, write a congruence statement.



$JKLM$ maps to $NOPQ$ by a reflection across the y -axis, followed by a translation along vector.

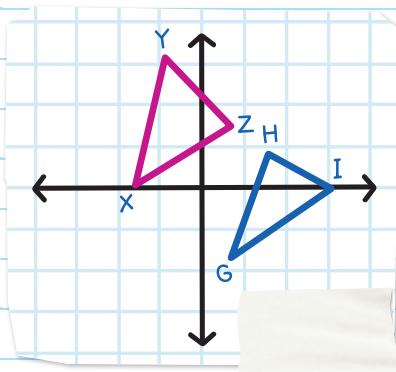



Because a sequence of rigid motions maps $JKLM$ to $NOPQ$, the figures are congruent.

The congruence statement is $JKLM \cong NOPQ$.

EXAMPLE: Determine if $\triangle XYZ$ is congruent to $\triangle GHI$.

If you trace $\triangle XYZ$, and rotate, reflect, and/or translate it, you'll see it is not possible to map to $\triangle GHI$. Because there is no sequence of rigid motions that maps $\triangle XYZ$ to $\triangle GHI$, these triangles are not congruent.



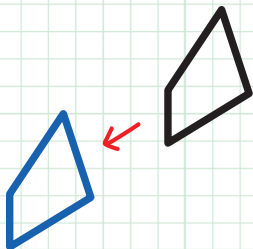


CHECK YOUR KNOWLEDGE

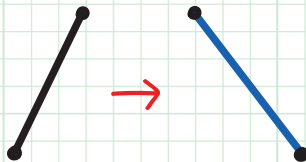
1. True or False: Two figures are congruent if there is a sequence of transformations that maps one figure onto another.

For questions 2 and 3, determine if the following images are congruent.

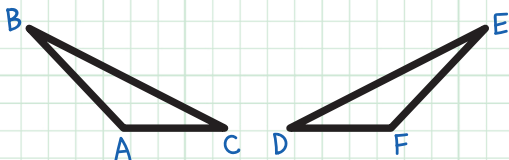
2.



3.

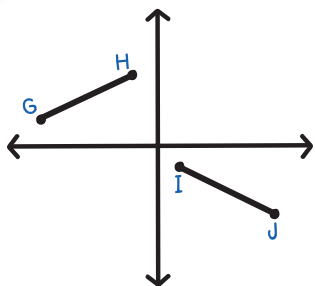


4. Write a congruence statement for the following congruent figures.

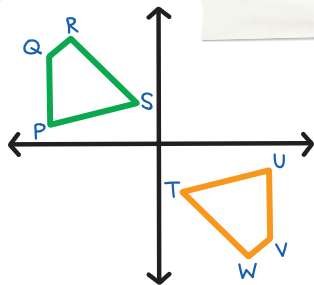


For questions 5-7, determine if the figures are congruent. If they are, write a congruence statement.

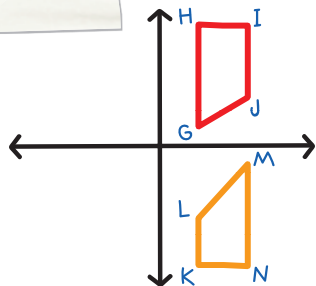
5.



6.



7.



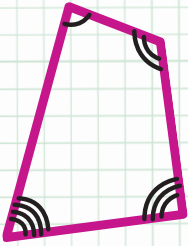
CHECK YOUR ANSWERS



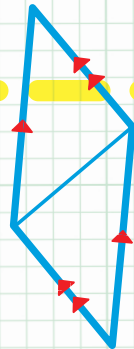
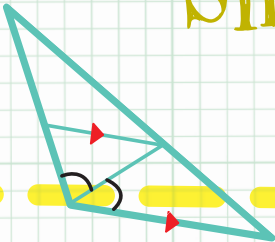
1. False. Two figures are congruent if there is a sequence of rigid motions that maps one figure onto another. (Not all transformations are rigid motions.)
2. Yes. There is a rigid motion (translation) that maps one figure onto the other.
3. No. There is not a sequence of rigid motions that maps one line segment onto the other.
4. $\triangle ABC \cong \triangle FED$ (or $\triangle ACB \cong \triangle FDE$, $\triangle BAC \cong \triangle EFD$, $\triangle BCA \cong \triangle EDF$, $\triangle CAB \cong \triangle DFE$)
5. Yes, $\overline{GH} \cong \overline{IJ}$ or $\overline{HG} \cong \overline{JI}$
6. Yes, $PQRS \cong UVWT$ (or $QRSP \cong VWTU$, $RSPQ \cong WTUV$, $SPQR \cong TUVW$, $SRQP \cong TWVU$, $RQPS \cong WVUT$, $QPSR \cong VUTW$, $PSRQ \cong UTWV$)
7. No. There is not a sequence of rigid motions that maps one figure onto the other.

Unit

8



Similarity



Chapter 25

RATIO AND PROPORTION

RATIO

A **RATIO** is a comparison of two or more quantities. It can be written in different ways.

When comparing a to b , we can write:

a to b or $a:b$ or $\frac{a}{b}$

a represents the first quantity.

b represents the second quantity.

The ratio 4 to 8 can be written 4 to 8 or 4:8 or $\frac{4}{8}$.

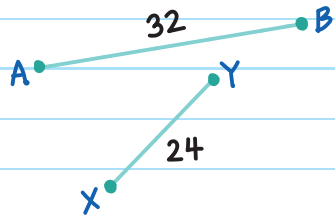
Note: We can multiply or divide a or b by any value (except zero), and the ratio a to b remains the same (equivalent).

For example, ratios that are equivalent to $6:10$:

$18:30$	$3:5$	$120:200$	$6x:10x$	$\frac{6}{x}:\frac{10}{x}$
$(6 \times 3 : 10 \times 3)$	$\left(\frac{6}{2}:\frac{10}{2}\right)$	$(6 \times 20 : 10 \times 20)$	$(x \neq 0)$	$(x \neq 0)$

Ratios can also be used to compare measures.

EXAMPLE: What is the ratio of the length AB to the length XY ?



Simplify.

$$\frac{AB}{XY} = \frac{32}{24} = \frac{32 \div 8}{24 \div 8} = \frac{4}{3}$$

The ratio is 4 to 3 or $4:3$ or $\frac{4}{3}$.



Extended Ratio

An **EXTENDED RATIO** compares more than two quantities.

It is written in the form $a:b:c$.

EXAMPLE: A recipe for chocolate pudding requires 2 cups of sugar, 1 cup of cocoa, and 8 cups of milk.

Write an extended ratio for the ingredients.

How many cups of each ingredient would you need to double the recipe?

The ratio of sugar to cocoa to milk is $2:1:8$.

To double the recipe, multiply each value by 2.

$$2 \cdot 2 = 4 \quad 1 \cdot 2 = 2 \quad 8 \cdot 2 = 16$$

The ratio for the doubled recipe is $4:2:16$.

We need 4 cups of sugar, 2 cups of cocoa, and 16 cups of milk to double the recipe.

PROPORTION

A **PROPORTION** is an equation where two ratios are equal.

It can be written as: $\frac{a}{b} = \frac{c}{d}$ or $a:b = c:d$

For example, $\frac{1}{2} = \frac{2}{4}$

In the proportion $\frac{a}{b} = \frac{c}{d}$ multiply $a \cdot d$ and $b \cdot c$ and set them equal to each other.

$$\frac{a}{b} \quad \times \quad \frac{c}{d}$$

$$ad = bc$$

Two ratios that form a proportion are called **EQUIVALENT FRACTIONS**.

You can check if two ratios form a proportion by using **CROSS PRODUCTS**. To find cross products, set the two ratios next to each other, then multiply diagonally. If both products are equal to each other, then the two ratios are equal and form a proportion.

For example, $\frac{2}{3} \quad \times \quad \frac{8}{12}$

this is also known as cross multiplication

$$2 \times 12 = 24$$

$$3 \times 8 = 24$$

cross products

The cross products are equal, so $\frac{2}{3} = \frac{8}{12}$.

EXAMPLE: Are $\frac{3}{4}$ and $\frac{5}{6}$ proportional?

Multiply: $\frac{3}{4} \times \frac{5}{6}$

$$3 \times 6 = 18$$

$$5 \times 4 = 20$$

$$18 \neq 20$$

The cross products are 18 and 20.

The cross products are not equal, so $\frac{3}{4} \neq \frac{5}{6}$.

You can also use a proportion to find an unknown quantity.
Use x to represent the unknown quantity.

EXAMPLE: Solve: $\frac{3}{4} = \frac{x}{12}$

$$\frac{3}{4} \times \frac{x}{12}$$

cross multiply

$$3 \cdot 12 = 4 \cdot x$$

$$36 = 4x$$

$$\frac{36}{4} = \frac{4x}{4}$$

$$x = 9$$

The proportion is: $\frac{3}{4} = \frac{9}{12}$

EXAMPLE: Solve: $\frac{5}{6} = \frac{15}{2x}$

$\frac{5}{6} \times \frac{15}{2x}$ cross multiply

$$5 \cdot 2x = 6 \cdot 15$$

$$10x = 90$$

$$x = 9$$

The proportion is: $\frac{5}{6} = \frac{15}{18}$

CHECK YOUR WORK:

$$\frac{15}{2x} = \frac{15}{2(9)} = \frac{15}{18} = \frac{15 \div 3}{18 \div 3} = \frac{5}{6} \checkmark$$

EXAMPLE: On average, Tim spends \$3 for every 19 miles he drives. Tim is planning a 570-mile road trip. How much money should he budget for gas?

Write a proportion that compares *the dollar cost for gas to the number of miles*.

average trip

$$\frac{\$3}{19 \text{ mi}} = \frac{\$x}{570 \text{ mi}}$$

gas
miles


$$3 \cdot 570 = 19 \cdot x$$

$$1710 = 19x$$

$$x = 90$$

Tim should budget \$90 for gas.





CHECK YOUR KNOWLEDGE

Find the value of x .

1. $\frac{3}{2x} = \frac{9}{24}$

2. $\frac{3}{15} = \frac{x}{25}$

3. $-\frac{5}{8} = \frac{20}{4x}$

4. $\frac{7x}{14} = 1$

5. The average length of a Brachiosaurus was 84 feet, and a Velociraptor was 6 feet. Josh has a toy Brachiosaurus that is 28 inches long. What length toy Velociraptor should he buy so that it is proportional in size to the Brachiosaurus?

6. It takes Greg 16 minutes to trim 6 rosebushes. How many minutes will it take him to trim 30 rosebushes?

CHECK YOUR ANSWERS



1. $3 \cdot 24 = 9 \cdot 2x$; therefore, $x = 4$

2. $3 \cdot 25 = x \cdot 15$; therefore, $x = 5$

3. $-5 \cdot 4x = 20 \cdot 8$; therefore, $x = -8$

4. $7x \cdot 1 = 14 \cdot 1$; therefore, $x = 2$

5. $\frac{84}{6} = \frac{28}{x}$; therefore, the length is 2 inches

6. $\frac{16}{6} = \frac{x}{30}$; therefore, it will take him 80 minutes

Chapter 26

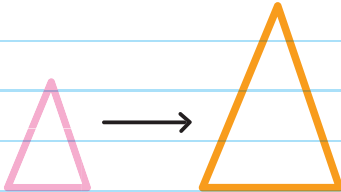
DILATIONS

SCALE FACTOR

A **DILATION** is a transformation that is not a rigid motion. Dilations change the size of a figure. The shape remains the same.

A dilation is either:

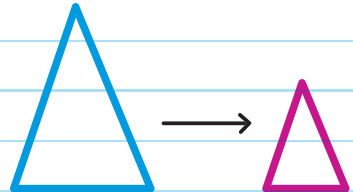
an enlargement
or magnification—
the image is larger
than the preimage



PREIMAGE → IMAGE

OR

a reduction—
the image is
smaller than
the preimage



PREIMAGE → IMAGE

Dilations have a center, O , which is a **fixed point**. All the points expand or shrink from the center by a **SCALE FACTOR**.

SCALE FACTOR (r)

a ratio that determines how much bigger or smaller the image is compared to the preimage.

the location from which all points shrink or are expanded

When you enlarge a figure, the scale factor is greater than 1.

When you shrink a figure, the scale factor is less than 1. (The new, dilated figure will be a fraction of the original size.)

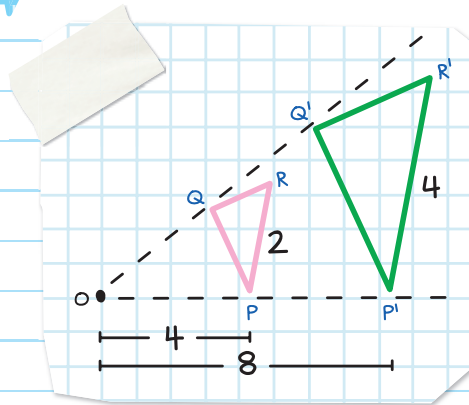
A scale factor of 1 means the figure stays the same size: 100%. A scale factor of 2 means the figure is 200% larger.



Finding the Scale Factor

We can find the scale factor from the ratio of corresponding side lengths of a pair of figures.

EXAMPLE: Find the scale factor.



One Way

Divide a side length of the image, $\triangle P'Q'R'$, by the corresponding side length of the preimage, $\triangle PQR$:

$$\text{Scale factor } r = \frac{P'R'}{PR} = \frac{8}{4} = 2$$

Scale factor $r = 2$

Another Way

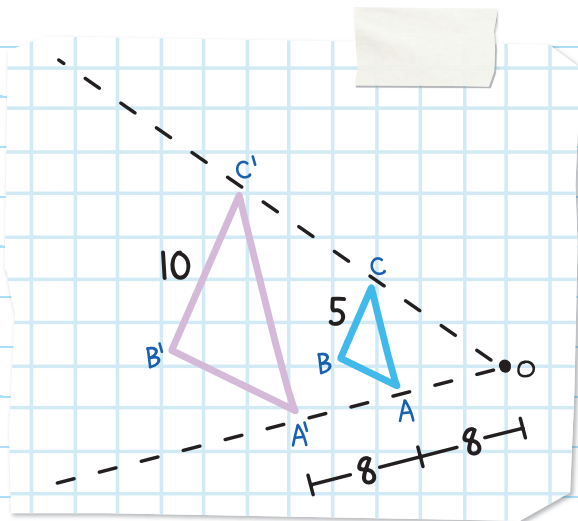
Divide the distance from the center, O to P, by the distance from O to P'.

$$r = \frac{OP'}{OP} = \frac{8}{4} = 2$$

Don't forget to simplify.

EXAMPLE: $\triangle ABC$ maps to (corresponds to) $\triangle A'B'C'$.

Determine the scale factor.



One Way

Find the ratio of corresponding side lengths:

$$r = \frac{B'C'}{BC}$$

$$r = \frac{10}{5} = 2$$

Another Way

Find the ratio using the distance from the center:

$$r = \frac{OA'}{OA}$$

$$r = \frac{8+8}{8} = \frac{16}{8}$$

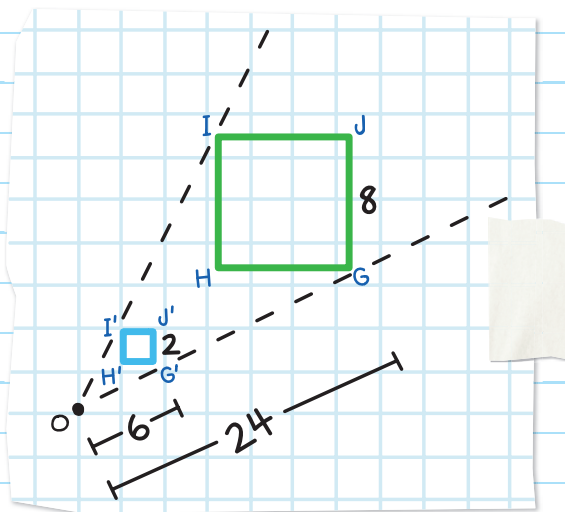
$$r = 2$$

The scale factor is 2.

The image is an enlargement.

EXAMPLE: Quadrilateral $GHIJ$ maps to $G'H'I'J'$.

Determine the scale factor.



One Way

Find the ratio of corresponding side lengths:

$$r = \frac{G'J'}{GJ}$$

$$r = \frac{2}{8}$$

$$r = \frac{1}{4}$$

$$\text{Scale factor} = \frac{1}{4}$$

Another Way

Find the ratio using the distance from the center:

$$r = \frac{O'G'}{OG}$$

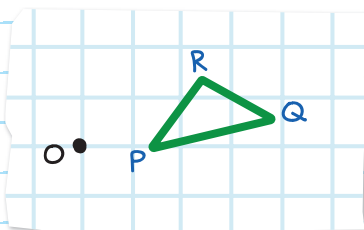
$$r = \frac{6}{24}$$

$$r = \frac{1}{4}$$

The scale factor is $\frac{1}{4}$. The image is a reduction.

DRAWING A DILATION

EXAMPLE: Draw the image of $\triangle PQR$ under a dilation with center O and scale factor 3.

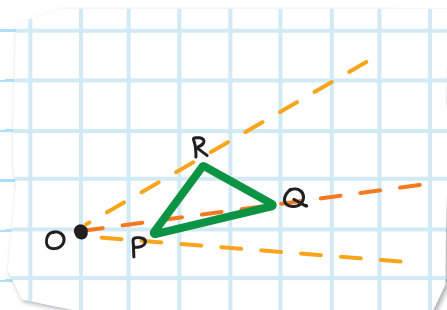


Step 1: Draw rays from O through each vertex.

Step 2: Draw P' .

Use a ruler or compass to measure the length of OP ,

$$OP = 1 \text{ cm}$$

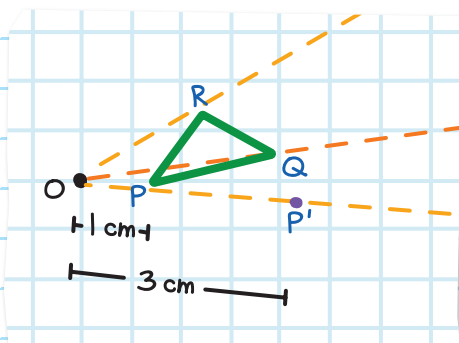


Multiply OP by scale factor 3 to get OP' .

$$3 \cdot OP = 3 \cdot (1 \text{ cm}) = 3 \text{ cm}$$

$$OP' = 3 \text{ cm}$$

On the ray OP , draw P' 3 cm from O .

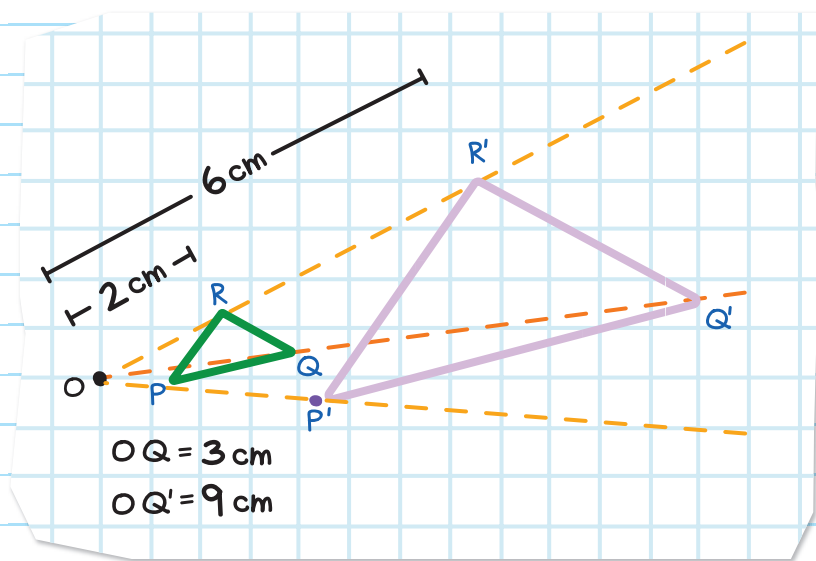


Step 3: Repeat step 2 for points Q and R.

$$OR' = 3 \cdot OR = 3 \cdot (2 \text{ cm}) = 6 \text{ cm}$$

$$OQ' = 3 \cdot OQ = 3 \cdot (3 \text{ cm}) = 9 \text{ cm}$$

Step 4: Connect the points to draw the new triangle.



Corresponding sides are parallel in a dilation as long as they don't pass through the center, O.

So, $QP \parallel Q'P'$, $QR \parallel Q'R'$, and $PR \parallel P'R'$.

DILATIONS ON THE COORDINATE PLANE

To find the image of a dilation on the coordinate plane with the center at the origin $(0, 0)$, multiply each x-coordinate and y-coordinate by the scale factor, r .

$$P(x, y) \rightarrow P'(rx, ry)$$

If a dilation has a scale factor, r , then $P(x, y)$ maps to $P'(rx, ry)$.

EXAMPLE: $P(3, 2)$ maps to P' under a dilation with a scale factor of $\frac{3}{2}$ and the center at the origin.

Find the coordinates of P' after the dilation.

$$P(x, y) \rightarrow P'(rx, ry)$$

x-coordinate

$$P(3, 2) \rightarrow P'\left(\frac{3}{2} \cdot 3, \frac{3}{2} \cdot 2\right)$$

y-coordinate

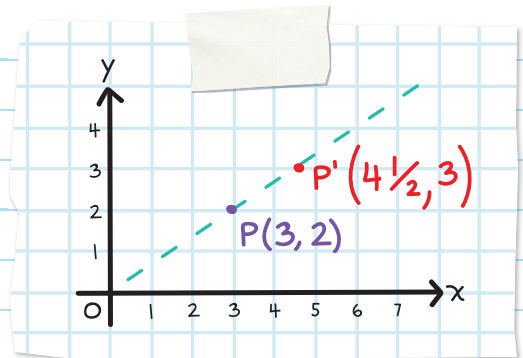
scale factor

$$\frac{3}{2} \cdot 3 = \frac{9}{2}$$

$$\frac{3}{2} \cdot 2 = 3$$

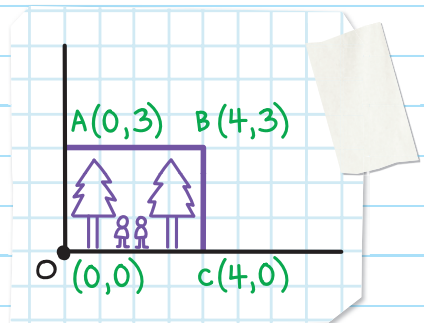
$$P'\left(\frac{9}{2}, 3\right) \quad \text{Simplify.}$$

$$P'\left(4\frac{1}{2}, 3\right)$$



EXAMPLE: Catherine is editing a portrait on her computer. The editing software places the image on a grid. She enlarges the height of the portrait to 200% through a dilation with center O. What are the coordinates of the vertices of the enlarged picture?

An enlargement of 200% is a scale factor of 2.



The new coordinates are:

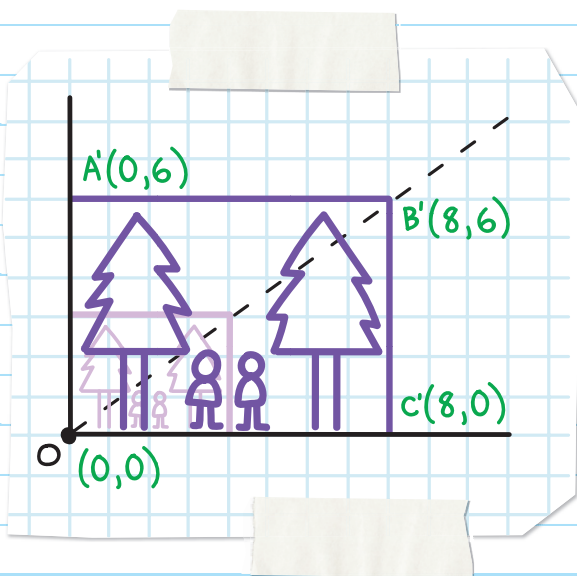
$$A(0, 3) \rightarrow A'(2 \cdot 0, 2 \cdot 3) \quad \text{new coordinate } A'(0, 6)$$

$$B(4, 3) \rightarrow B'(2 \cdot 4, 2 \cdot 3) \quad \text{new coordinate } B'(8, 6)$$

$C(4, 0) \rightarrow C'(2 \cdot 4, 2 \cdot 0)$ new coordinate $C'(8, 0)$

$O(0, 0) \rightarrow O'(2 \cdot 0, 2 \cdot 0)$ new coordinate $O'(0, 0)$

The center
of a dilation
maps to itself.



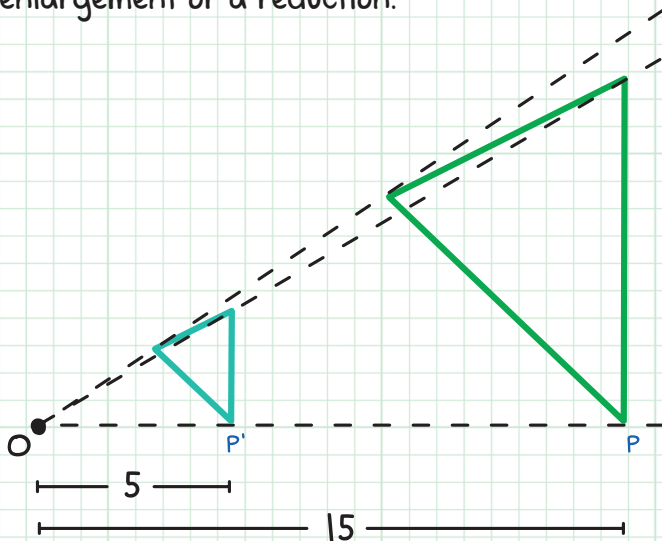


CHECK YOUR KNOWLEDGE

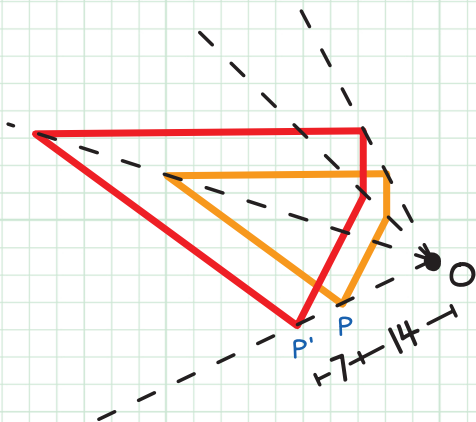
1. State whether each sentence is true or false:
- A. Dilations are rigid motions.
 - B. Dilations are transformations.
 - C. Dilations preserve shape but not size.
 - D. The dilation of a line maps it to a parallel line.

For questions 2–5, determine the scale factor of the dilation that maps P to P' with center O . State whether the dilation is an enlargement or a reduction.

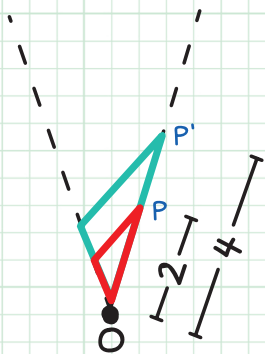
2.



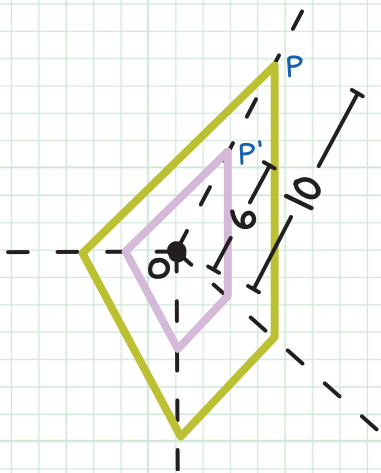
3.



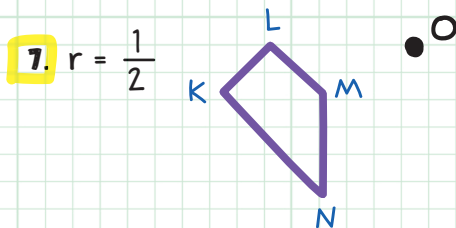
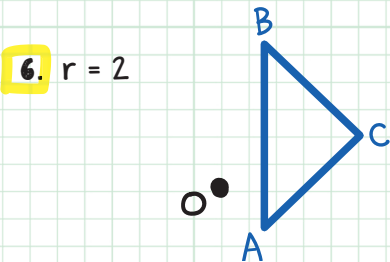
4.



5.

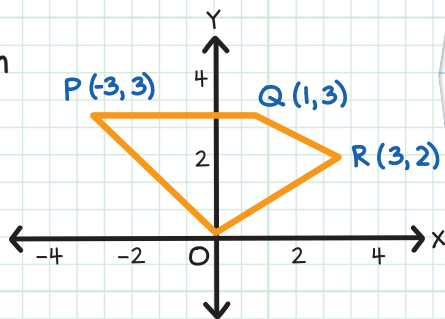


For questions 6 and 7, copy the figure and point O. Draw the dilation of the figure through point O with the given scale factor, r .



8. $P(4, 3)$ maps to P' under a dilation with a scale factor of 4 and the center at the origin. What are the coordinates of P' ?

9. Quadrilateral $OPQR$ maps to $O'P'Q'R'$ under a dilation with a scale factor of $\frac{1}{3}$ and the center at the origin. Find the coordinates of the vertices after the dilation.



10. Draw the dilation of $OPQR$ in question 9.

CHECK YOUR ANSWERS



1. A. False

B. True

C. True

D. True

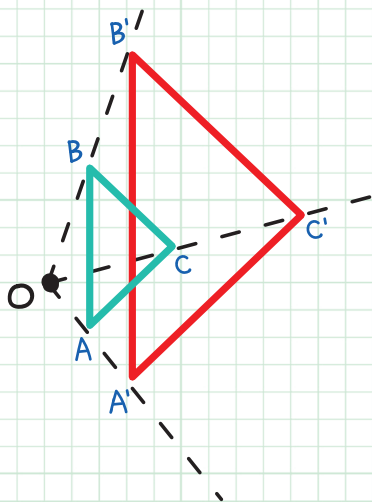
2. $\frac{1}{3}$, reduction

3. $\frac{3}{2}$, enlargement

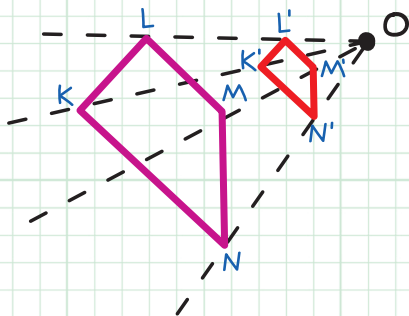
4. 2, enlargement

5. $\frac{3}{5}$, reduction

6.



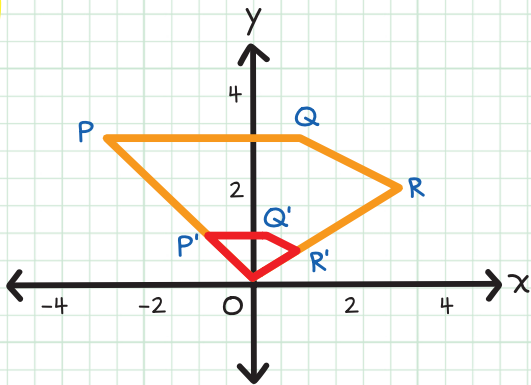
7.



8. $P'(16, 12)$

9. $O'(0, 0)$, $P'(-1, 1)$, $Q'(\frac{1}{3}, 1)$,
 $R'(1, \frac{2}{3})$

10.



Chapter 27

SIMILAR FIGURES

Two figures are **SIMILAR** if they have the same shape but not necessarily the same size.

SIMILAR FIGURES ARE DILATIONS,
BUT CAN ALSO BE ROTATED,
TRANSLATED, OR REFLECTED.



Similar figures have

CORRESPONDING ANGLES (angles that are in the same relative position on each figure) that are congruent,

and

CORRESPONDING SIDES (sides that are in the same relative position on each figure) that are proportional in size.



Similar Figures

SIMILAR POLYGONS

Two polygons are **SIMILAR** if all corresponding angles are congruent and all corresponding side lengths are proportional.

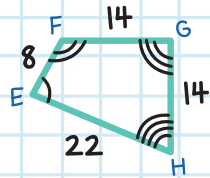
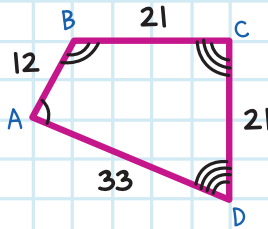
EXAMPLE: The polygons are similar because they have congruent angles...

$$\angle A \cong \angle E$$

$$\angle C \cong \angle G$$

$$\angle B \cong \angle F$$

$$\angle D \cong \angle H$$



... and their corresponding sides are proportional.

$$\frac{AB}{EF} = \frac{12}{8} = \frac{3}{2}$$

$$\frac{CD}{GH} = \frac{21}{14} = \frac{3}{2}$$

$$\frac{BC}{FG} = \frac{21}{14} = \frac{3}{2}$$

$$\frac{AD}{EH} = \frac{33}{22} = \frac{3}{2}$$

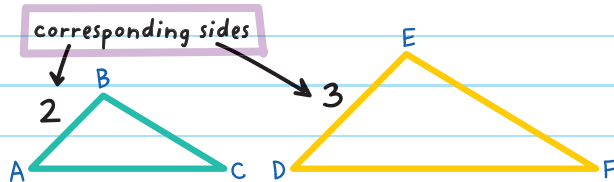
The symbol for similarity is (\sim).

The similarity statement is $ABCD \sim EFGH$.

Note: The order in a similarity statement is important.

Write $ABCD \sim EFGH$ in that order because $\angle A \cong \angle E$, $\angle B \cong \angle F$, $\angle C \cong \angle G$, and $\angle D \cong \angle H$.

The **SCALE FACTOR** of two similar polygons is the ratio of the lengths of the corresponding sides.

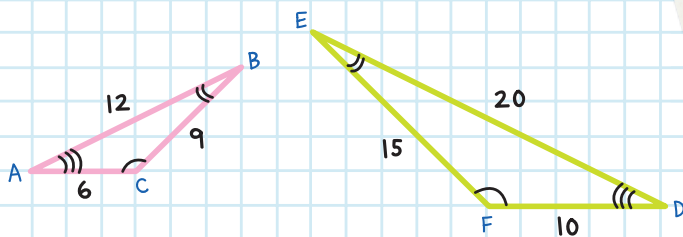


If $\triangle ABC \sim \triangle DEF$,

then the scale factor of $\triangle ABC$ to $\triangle DEF$ is $\frac{2}{3}$.

The scale factor of $\triangle DEF$ to $\triangle ABC$ is $\frac{3}{2}$.

EXAMPLE: Determine if the triangles are similar. If they are similar, write a similarity statement and give the scale factor.



The triangles are similar because they have congruent angles...

$$\angle A \cong \angle D$$

$$\angle B \cong \angle E$$

$$\angle C \cong \angle F$$

... and their corresponding sides are proportional.

$$\text{Longest sides: } \frac{AB}{DE} = \frac{12}{20} = \frac{3}{5}$$

$$\text{Shortest sides: } \frac{AC}{DF} = \frac{6}{10} = \frac{3}{5}$$

$$\text{Remaining sides: } \frac{BC}{EF} = \frac{9}{15} = \frac{3}{5}$$

In a triangle, the corresponding sides touch the same two angle pairs.

When the orientation of the shapes is different, we can compare proportions of the longest and shortest sides to help match up the correct corresponding sides.

The similarity statement is:

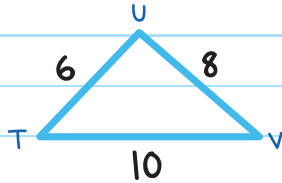
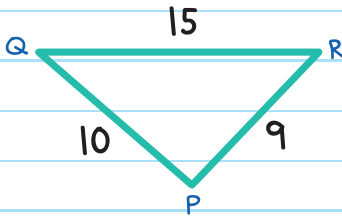
$$\triangle ABC \sim \triangle DEF$$

The scale factor of $\triangle ABC$ to $\triangle DEF$ is $\frac{3}{5}$.

If the ratios of the corresponding side lengths are *not* all equal, then the polygons are not similar.



EXAMPLE: $\triangle PQR$ is not similar to $\triangle TUV$. This is because the corresponding side lengths are *not* all proportional.



Longest sides: $\frac{QR}{TV} = \frac{15}{10} = \frac{3}{2}$

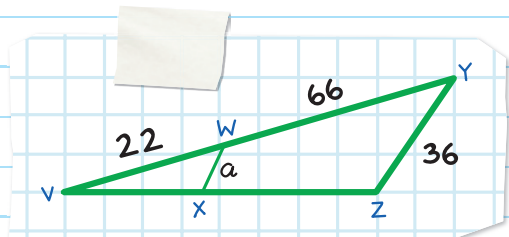
Shortest sides: $\frac{RP}{TU} = \frac{9}{6} = \frac{3}{2}$

Remaining sides: $\frac{PQ}{UV} = \frac{10}{8} = \frac{5}{4} \neq \frac{3}{2}$

If we know two figures are similar figures, we can use their proportionality to find unknown measurements.

EXAMPLE: $\triangle VWX \sim \triangle VYZ$. Find the value of a .

Because the triangles are similar, the corresponding side lengths are proportional:



$$\frac{VW}{VY} = \frac{WX}{YZ}$$

$$\frac{22}{22+66} = \frac{a}{36}$$

$$\frac{22}{88} = \frac{a}{36}$$

$$\frac{1}{4} \overset{\text{cancel}}{\cancel{22}} \frac{a}{36}$$

Reduce $\frac{22}{88}$ to $\frac{1}{4}$.

$$1 \cdot 36 = 4 \cdot a$$

$$36 = 4a$$


$$a = \frac{36}{4}$$

$$a = 9$$



WHAT? THEY'RE SIMILAR.

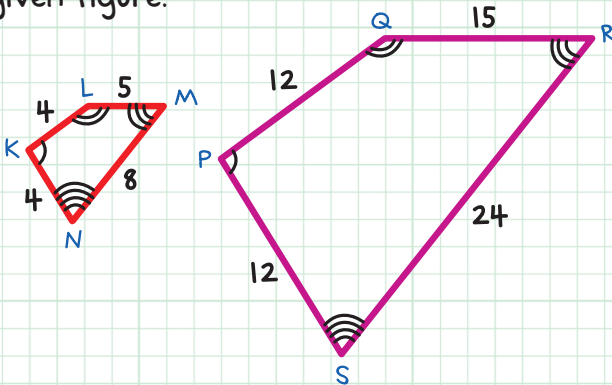




CHECK YOUR KNOWLEDGE

1. State whether each sentence is true or false:
- A. Similar figures have corresponding congruent angles.
 - B. Similar figures have corresponding congruent sides.

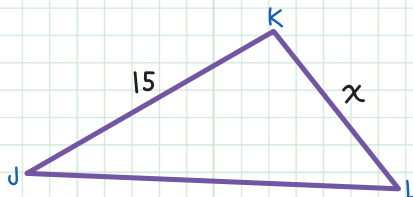
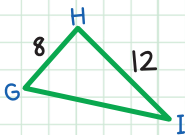
2. Write a similarity statement for the similar polygons in the given figure.



3. What is the scale factor of KLMN to PQRS in question 2?

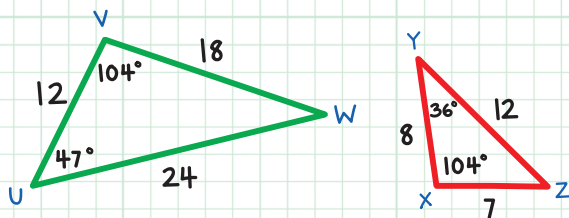
4. Find the value of x .

$$\triangle GHI \sim \triangle LKJ$$

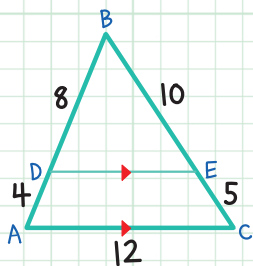


For questions 5-7, determine if the following polygons are similar. If so, write a similarity statement and give the scale factor.

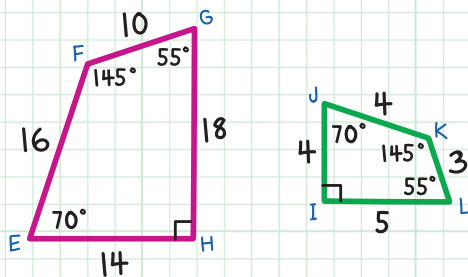
5.



6.



7.



CHECK YOUR ANSWERS



1. A. True

B. False (Corresponding side lengths are proportional.)

2. $KLMN \sim PQRS$. There's more than one correct answer: $LMNK \sim QRSP$ would be another one—the congruent angles just have to line up in the statement.

3. 3

4. $\frac{8}{12} = \frac{x}{15}$; therefore, $x = 10$

5. No. The angle measures are not congruent.

6. Yes: $\triangle ABC \sim \triangle DBE$, $\frac{3}{2}$ (or $\triangle DBE \sim \triangle ABC$ $\frac{2}{3}$). (The letters in the similarity statements can be rearranged, as long as the corresponding letters line up.)

7. No

Chapter 28

SIMILAR TRIANGLES

ANGLE-ANGLE (AA) SIMILARITY

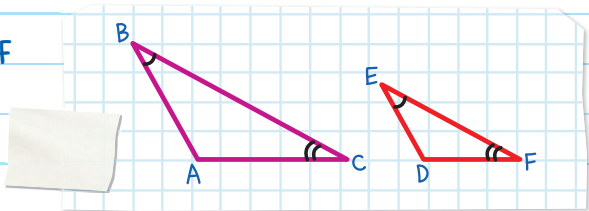
We can compare angles to prove that triangles are similar.

ANGLE-ANGLE (AA) SIMILARITY POSTULATE

If two angles of one triangle are congruent to two angles of another triangle, then those two triangles are similar.

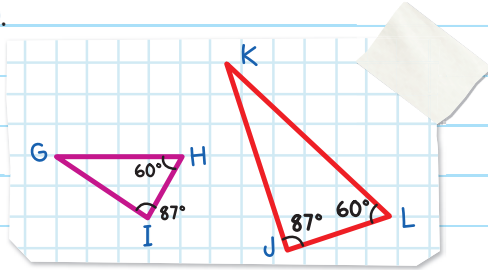
If $\angle B \cong \angle E$ and $\angle C \cong \angle F$

Then $\triangle ABC \sim \triangle DEF$



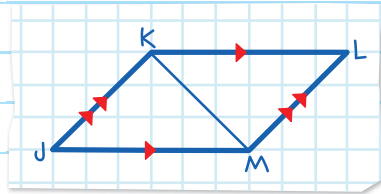
EXAMPLE: Since $\angle H \cong \angle L$ and $\angle I \cong \angle J$,

Then by the Angle-Angle (AA) Similarity Postulate,
 $\triangle GHI \sim \triangle K LJ$.



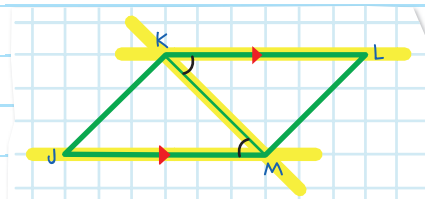
EXAMPLE: Determine if $\triangle JKM$ is similar to $\triangle LMK$.

Since $\overline{KL} \parallel \overline{JM}$, the alternate interior angles are congruent.



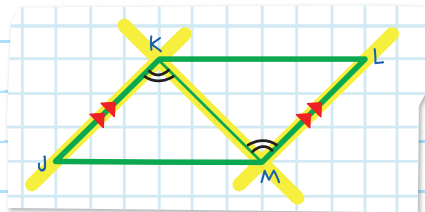
Therefore, $\angle JMK \cong \angle LKM$.

Since $\overline{JK} \parallel \overline{ML}$, the alternate interior angles are congruent too.



So, $\angle JKM \cong \angle LMK$.

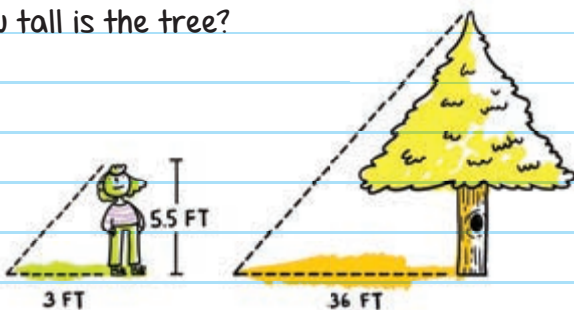
By the Angle-Angle (AA) Similarity Postulate,
 $\triangle JKM \cong \triangle LMK$.



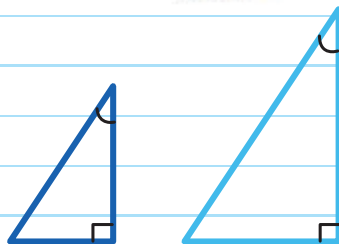
EXAMPLE: Beverly is $5\frac{1}{2}$ feet tall. Her shadow is 3 feet long. She measures the shadow of a nearby tree to be 36 feet long. How tall is the tree?

Step 1: Draw a sketch.

Step 2: Determine similarity.



Beverly and the tree both form right triangles (90°) with their own shadows and the sun's rays.



The angles that the sun's rays make with both Beverly and the tree are congruent. The sun is shining down on both of them at the same angle.

Therefore, by the Angle-Angle (AA) Similarity Postulate, the triangles are similar.

Step 3: Write a proportion. Then solve.

Let h = height of the tree.

$$\frac{\text{Beverly's shadow}}{\text{Tree's shadow}} = \frac{\text{Beverly's height}}{\text{Tree's height}}$$

$$\frac{3}{36} \overset{\text{X}}{\leftarrow \rightarrow} \frac{5.5}{h}$$

$$3 \cdot h = 36 \cdot 5.5$$

$$3h = 198$$

$$h = 66$$

The tree is 66 feet tall.

SIDE-ANGLE-SIDE (SAS) SIMILARITY

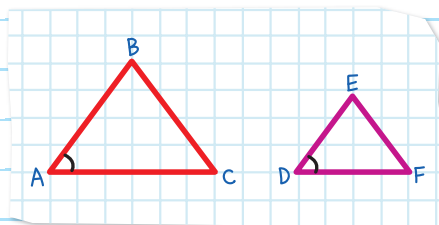
We can compare corresponding sides and included angles to determine if triangles are similar.

SIDE-ANGLE-SIDE (SAS) SIMILARITY THEOREM

If two corresponding sides of two triangles are proportional and the included angles of those sides are congruent, then the triangles are similar.

$$\text{If } \angle A \cong \angle D \text{ and } \frac{AB}{DE} = \frac{AC}{DF}$$

$$\text{Then } \triangle ABC \sim \triangle DEF.$$



EXAMPLE: Show how the triangles are similar.

$$\triangle PRT \sim \triangle QRS$$

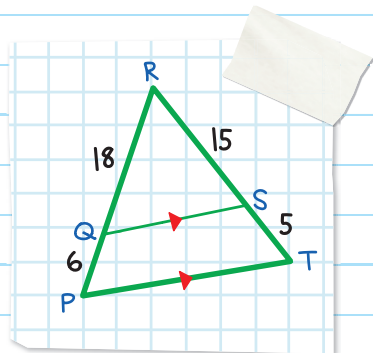
Two corresponding side lengths are proportional.

$$\frac{RQ}{RP} = \frac{18}{18+6}$$

$$= \frac{18}{24} = \frac{3}{4}$$

$$\frac{RS}{RT} = \frac{15}{15+5}$$

$$= \frac{15}{20} = \frac{3}{4}$$



Included angles are congruent.

An angle is congruent to itself.

$\angle R \cong \angle R$ (by the Reflexive Property)



SIDE-SIDE-SIDE (SSS) SIMILARITY

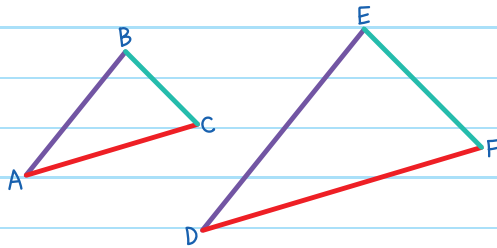
We can compare corresponding sides to determine if two triangles are similar.

SIDE-SIDE-SIDE (SSS) SIMILARITY THEOREM

If the corresponding sides of two triangles are proportional, then the triangles are similar.

$$\text{If } \frac{AB}{DE} = \frac{BC}{EF} = \frac{AC}{DF},$$

Then $\triangle ABC \sim \triangle DEF$.



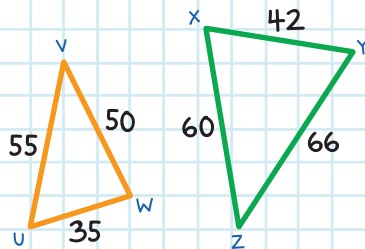
EXAMPLE: Is $\triangle UVW$ similar to $\triangle XZY$?

Compare the proportions from longest to shortest sides.

$$\text{Longest sides: } \frac{UV}{YZ} = \frac{55}{66} = \frac{5}{6}$$

$$\text{Shortest sides: } \frac{UW}{XY} = \frac{35}{42} = \frac{5}{6}$$

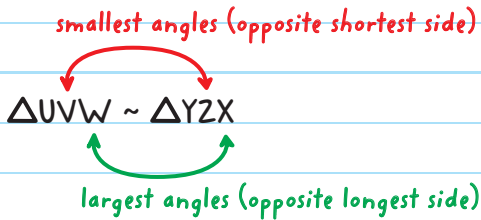
$$\text{Remaining sides: } \frac{VW}{ZX} = \frac{50}{60} = \frac{5}{6}$$



The triangles are similar because the corresponding side lengths are proportional.

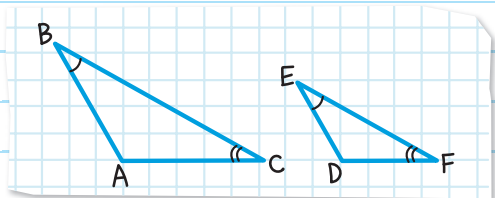
$$\triangle UVW \sim \triangle YZX$$

To determine the order that the vertices should be listed in the similarity statement, use the angle size to identify corresponding congruent angles.



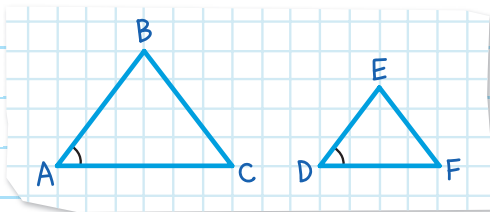
Triangle Similarity Summary

Angle-Angle (AA)
Similarity Postulate



If $\angle B \cong \angle E$ and $\angle C \cong \angle F$
Then $\triangle ABC \sim \triangle DEF$.

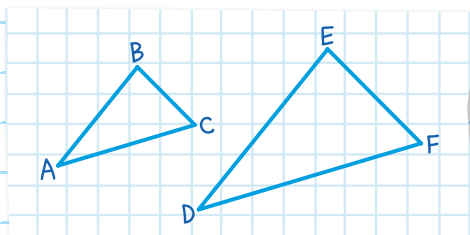
Side-Angle-Side (SAS)
Similarity Theorem



$$\text{If } \angle A \cong \angle D \text{ and } \frac{AB}{DE} = \frac{AC}{DF}$$

Then $\triangle ABC \sim \triangle DEF$.


Side-Side-Side (SSS)
Similarity Theorem



$$\text{If } \frac{AB}{DE} = \frac{BC}{EF} = \frac{AC}{DF}$$

Then $\triangle ABC \sim \triangle DEF$.

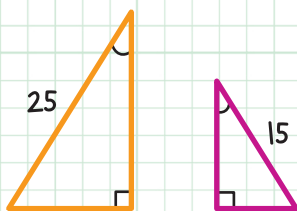




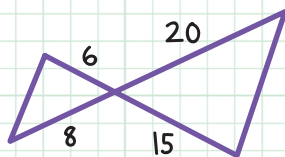
CHECK YOUR KNOWLEDGE

For questions 1-4, state the similarity theorem or postulate you would use to determine whether the triangles are similar.

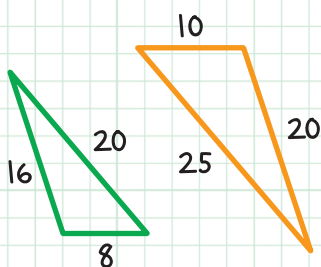
1.



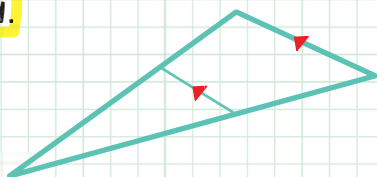
2.



3.

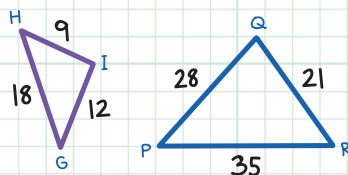


4.

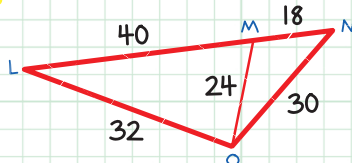


For questions 5-8, determine whether the triangles are similar. If so, write a similarity statement.

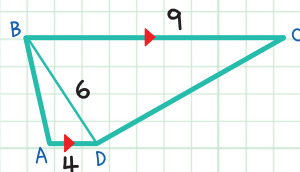
5. $\triangle GHI$ and $\triangle PQR$



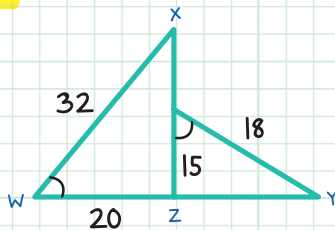
6. $\triangle LMO$ and $\triangle ONM$



7. $\triangle ABD$ and $\triangle CBD$



8. $\triangle WXZ$ and $\triangle VZY$



CHECK YOUR ANSWERS



1. AA Similarity Postulate
2. SAS Similarity Theorem
3. SSS Similarity Theorem
4. AA Similarity Postulate
5. No. The corresponding side lengths are not proportional.
6. Yes, $\triangle LMO \sim \triangle ONM$ (using SSS Similarity Theorem). (The letters in the similarity statements can be rearranged, as long as the corresponding letters line up.)
7. Yes, $\triangle ABD \sim \triangle CBD$ (using SAS Similarity Theorem and Alternate Interior Angles Theorem). (The letters in the similarity statements can be rearranged, as long as the corresponding letters line up.)
8. No. The corresponding side lengths are not proportional.

Chapter 29

PROPORTIONS IN TRIANGLES

Proportions can be used to find measurements in triangles.

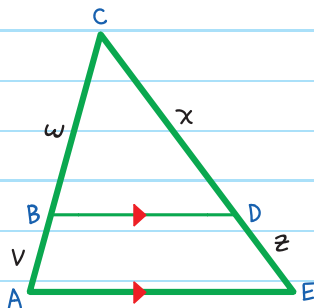
TRIANGLE PROPORTIONALITY THEOREM

If a line is parallel to one side of a triangle and it intersects the other two sides, then it divides the two sides proportionally.

If $\overline{BD} \parallel \overline{AE}$, then $\frac{v}{w} = \frac{z}{x}$.

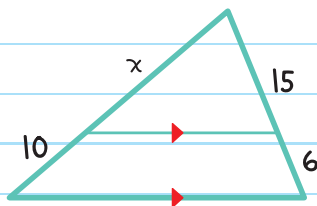
The converse is also true:

If $\frac{v}{w} = \frac{z}{x}$, then $\overline{BD} \parallel \overline{AE}$.



EXAMPLE: Find the value of x .

From the Triangle Proportionality Theorem,



$$\frac{10}{x} = \frac{6}{15}$$

$$10 \cdot 15 = x \cdot 6$$

$$150 = 6x$$

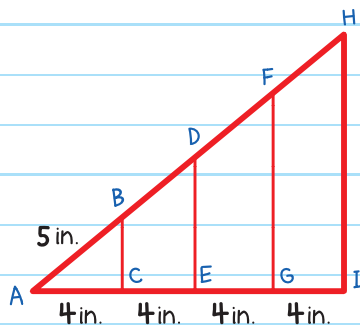
$$x = 25$$

EXAMPLE: The support banisters on a stairway are built 4 inches apart.

The length of the stair railing between the first and second banisters (AB) is 5 inches.

$$AB = 5 \text{ in.}$$

Find the length of the railing between the other four banisters (BD, DF, and FH).



Since the banisters are parallel to each other, use the triangle proportionality theorem.

$$\frac{AC}{CE} = \frac{AB}{BD}$$

$$\frac{4}{4} = \frac{5}{BD}$$

$$4 \cdot BD = 4 \cdot 5$$

$$4BD = 20$$

$$BD = 5$$

Use the same proportions for DF and FH.

$$\frac{CE}{EG} = \frac{BD}{DF} \quad \frac{EG}{GI} = \frac{DF}{FH}$$

$$\frac{4}{4} = \frac{5}{DF} \quad \frac{4}{4} = \frac{5}{FH}$$

$$DF = 5$$

$$FH = 5$$

The length of the railing between the other four banisters is 5 inches.



A **COROLLARY** is a statement that follows from a theorem or postulate and requires little or no proof.

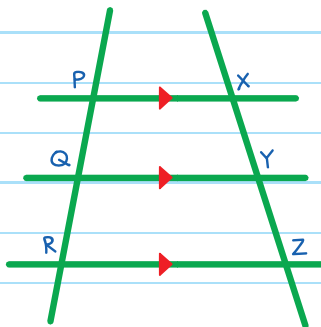
referred to as "self-evident"

COROLLARY TO THE TRIANGLE PROPORTIONALITY THEOREM

If three or more parallel lines intersect two transversals, then they divide the transversals proportionally.

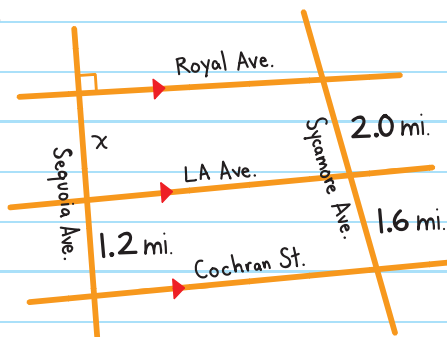
$$\text{If } \overline{PX} \parallel \overline{QY} \parallel \overline{RZ},$$

$$\text{then } \frac{PQ}{QR} = \frac{XY}{YZ}.$$



EXAMPLE: Royal Avenue, LA Avenue, and Cochran Street are parallel to one another. They are crossed by Sequoia Avenue and Sycamore Avenue.

Find the distance, x , between Royal Avenue and LA Avenue.



Using the Corollary to the Triangle Proportionality Theorem,

$$\frac{x}{1.2} = \frac{2.0}{1.6}$$

$$x \cdot 1.6 = 1.2 \cdot 2.0$$

$$1.6x = 2.4$$

$$x = 1.5$$

The distance between Royal Avenue and LA Avenue is 1.5 miles.

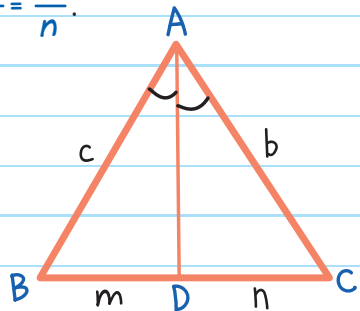


ANGLE BISECTOR THEOREM

If \overline{AD} is a bisector of $\angle A$, then $\frac{c}{m} = \frac{b}{n}$.

The converse of this theorem is also true.

If $\frac{c}{m} = \frac{b}{n}$, then \overline{AD} is a bisector of $\angle A$.



EXAMPLE: Solve for x .

By the Angle Bisector Theorem,

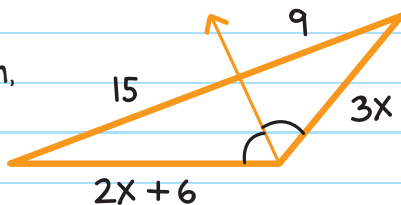
$$\frac{3x}{9} = \frac{2x+6}{15}$$

$$3x \cdot 15 = 9 \cdot (2x + 6)$$

$$45x = 18x + 54$$

$$27x = 54$$

$$x = 2$$

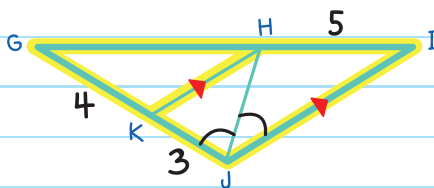
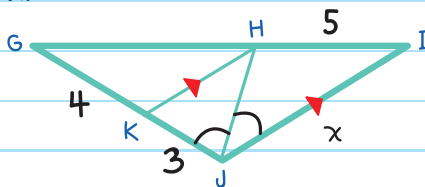


EXAMPLE: Find the value of x .

Step 1: Use the Triangle Proportionality Theorem to find GK .

$$\frac{3}{4} = \frac{5}{GK}$$

$$3 \cdot GK = 4 \cdot 5$$



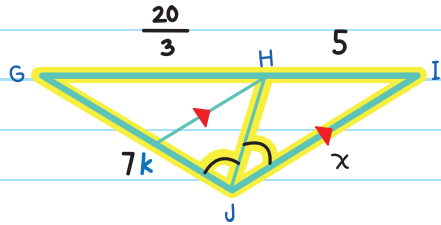
$$3GH = 20$$

$$GH = \frac{20}{3}$$

Step 2: Use the Angle Bisector Theorem
to find the value of x .

Since $GK = 4$ and $KJ = 3$,

$$GJ = GK + KJ = 4 + 3 = 7$$



From the Angle Bisector Theorem,

$$\frac{x}{5} = \frac{7}{\frac{20}{3}} \quad \left\{ \frac{20}{3} = GH \right.$$


$$x \cdot \frac{20}{3} = 5 \cdot 7$$

$$\frac{20}{3}x = 35$$

$$\frac{20}{3}x \cdot 3 = 35 \cdot 3$$

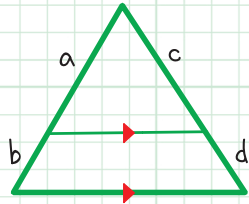
$$20x = 105$$

$$x = \frac{105}{20} = \frac{21}{4} = 5.25$$

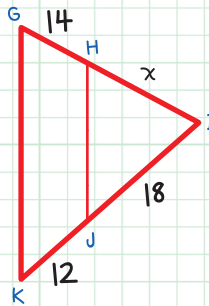


CHECK YOUR KNOWLEDGE

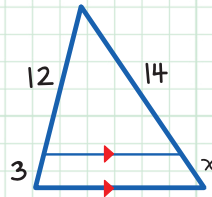
1. Use the Triangle Proportionality Theorem to write a proportion for the triangle.



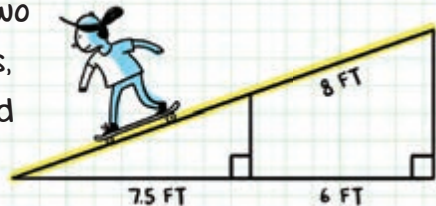
2. Mark says you can use the Triangle Proportionality Theorem to find the value of x in this triangle. Is Mark correct?



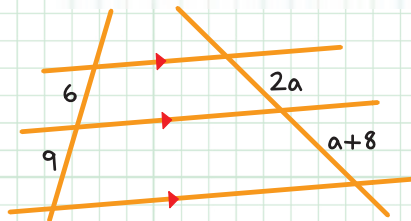
3. Solve for the value of x in the triangle to the right.



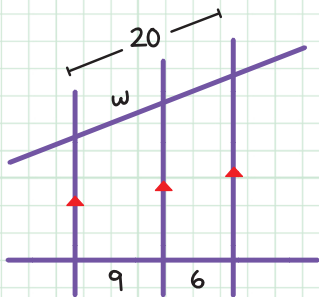
4. A skateboarding ramp has two perpendicular support beams, as shown in the diagram. Find the length of the ramp.



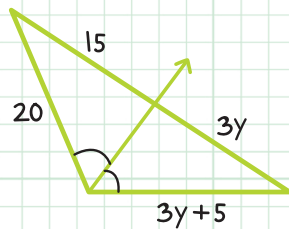
5. Find the value of a in the figure to the right.



6. Find the value of w in the figure below.

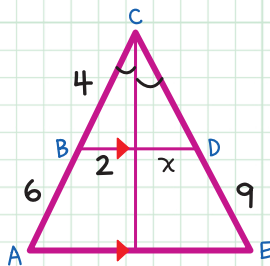


7. Find the value of y in the triangle below.



For questions 8 and 9, use the figure below.

8. Find the length of CD .
9. Find the value of x .



CHECK YOUR ANSWERS



1. $\frac{b}{a} = \frac{d}{c}$ (or $\frac{a}{b} = \frac{c}{d}$ or $\frac{a}{c} = \frac{b}{d}$ or $\frac{c}{a} = \frac{d}{b}$)

2. No. It is not given that \overline{GK} is parallel to \overline{HJ} .

3. $\frac{3}{x} = \frac{12}{14}$; therefore, $x = \frac{7}{2}$

4. $\frac{6}{8} = \frac{7.5}{x}$; therefore, $x = 10$. The ramp is 18 feet.

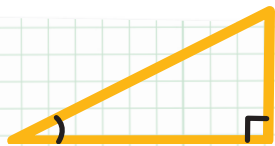
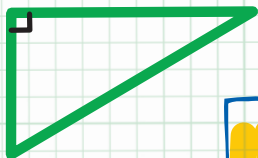
5. $\frac{9}{a+8} = \frac{6}{2a}$; therefore, $a = 4$

6. (Use the ratio: $\frac{9}{6} = \frac{w}{20-w}$); $w = 12$

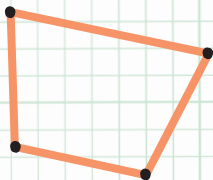

7. $\frac{3y+5}{3y} = \frac{20}{15}$; therefore, $y = 5$

8. $\frac{6}{9} = \frac{4}{CD}$; therefore, $CD = 6$

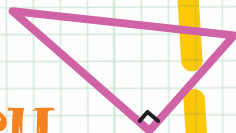
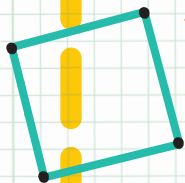
9. $\frac{4}{2} = \frac{6}{x}$; therefore, $x = 3$



Unit



Right Triangles
and
Trigonometry



Chapter 30

SLOPE AND LINEAR EQUATIONS

SLOPE

SLOPE (m) is ratio that describes the tilt of a line:

$$\text{slope } (m) = \frac{\text{rise}}{\text{run}}$$

↕ **RISE** is how much a line goes up or down.

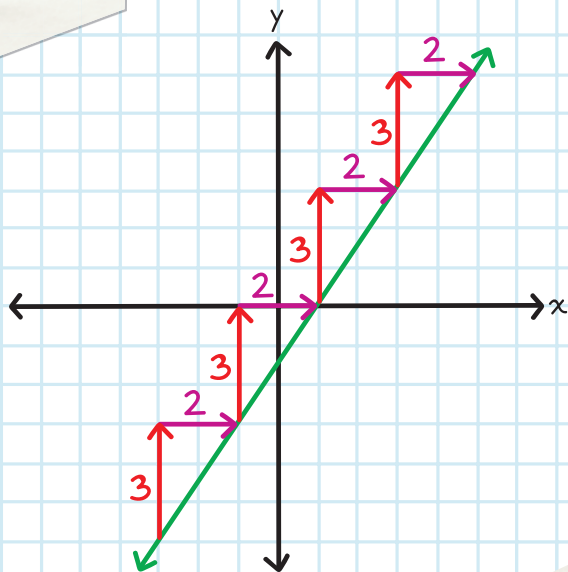
↔ **RUN** is how much a line moves left or right.

THINK: I **rise up** from bed.
I **run along** a path.

EXAMPLE: A line with a slope of $\frac{3}{2}$.

RISE = 3

RUN = 2



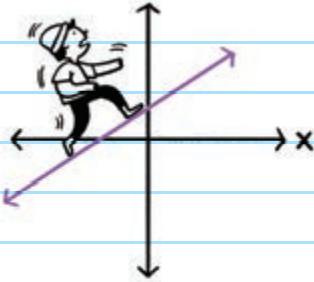
A slope (m) of $\frac{3}{2}$ means that every time the line rises 3 units, it also runs 2 units.



There are four types of slope:

Positive Slope

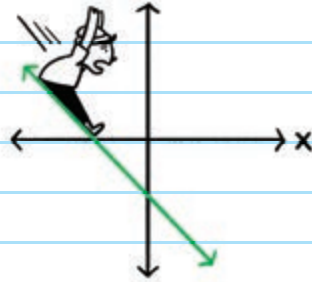
- rises from left to right
- rise and run are positive,
 $\frac{\text{rise}}{\text{run}} = \text{positive}$



SAM GOES UP

Negative Slope

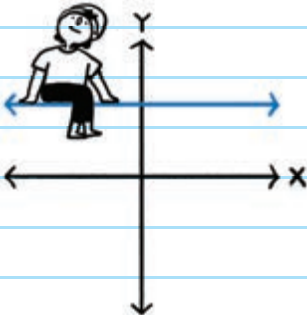
- falls from left to right
- rise is negative and run is positive,
 $\frac{\text{rise}}{\text{run}} = \text{negative}$



SAM GOES DOWN

Zero Slope

- is horizontal
- rise = 0, so $\frac{\text{rise}}{\text{run}} = \frac{0}{\text{run}} = 0$

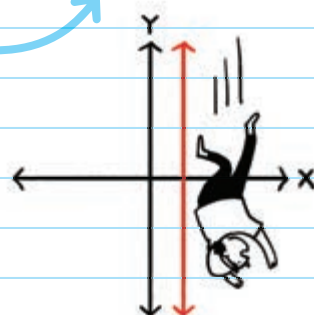


SAM GOES NOWHERE

Undefined Slope

- is vertical
- run = 0, so $\frac{\text{rise}}{\text{run}} = \frac{\text{rise}}{0}$
which is undefined.

A number divided by zero is undefined.



SAM IS IN TROUBLE!

5 THINGS YOU NEED TO KNOW ABOUT SLOPE:

1. Anytime you move **UP**,
that is a **POSITIVE RISE**.

2. Anytime you move **DOWN**,
that is a **NEGATIVE RISE**.

3. Anytime you move **RIGHT**,
that is a **POSITIVE RUN**.

4. Anytime you move **LEFT**,
that is a **NEGATIVE RUN**.

5. The slope is the **SAME** everywhere
on a **STRAIGHT LINE**.

Finding the Slope of a Line

To find the slope of a line:

1. Pick any two points on the line.
2. Draw a right triangle that connects the two points and uses the line as the hypotenuse.
3. Count the units up or down from the line to find the rise.
4. Then count the units left or right to find the run.

EXAMPLE: Find the slope of the line.

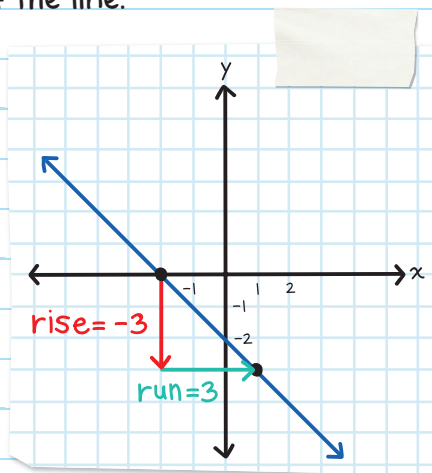
down 3 units

$$\text{slope } (m) = \frac{\text{rise}}{\text{run}} = \frac{-3}{3} = -1$$

$$\text{slope} = -1$$

right 3 units

(A slope of $\frac{-3}{3}$ means that every time the line moves down 3 units, it also moves right 3 units.)



Formula for slope when you know two points on a line:

$$\text{slope} = \frac{\text{change in } y}{\text{change in } x} \text{ or } m = \frac{y_2 - y_1}{x_2 - x_1}$$

x_1 is read as "x sub 1."

subscript

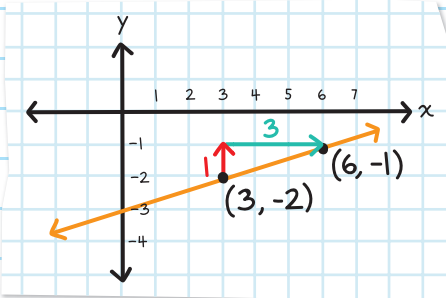
Subscripts help differentiate the points. Name one point (x_1, y_1) and the other (x_2, y_2) .

The order of the points being named does not matter as long as you keep the ordered pair together.

EXAMPLE: Find the slope of the line that passes through points $(3, -2)$ and $(6, -1)$.

Let $(x_1, y_1) = (3, -2)$ and
 $(x_2, y_2) = (6, -1)$.

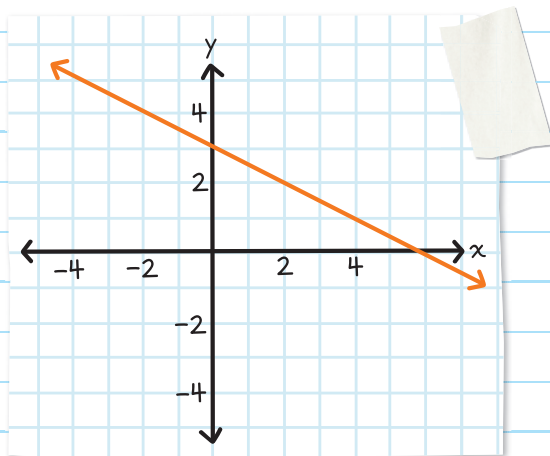
Then, $x_1 = 3$, $y_1 = -2$,
 $x_2 = 6$, and $y_2 = -1$



$$\text{slope } (m) = \frac{y_2 - y_1}{x_2 - x_1} = \frac{-1 - (-2)}{6 - 3} = \frac{1}{3}$$

$$\text{slope} = \frac{1}{3}$$

EXAMPLE: Find the slope of the line on the graph.



Choose any two points on the line.

For example, (2, 2) and (4, 1).

Let $(x_1, y_1) = (2, 2)$ and $(x_2, y_2) = (4, 1)$.

Then, $x_1 = 2$ $y_1 = 2$

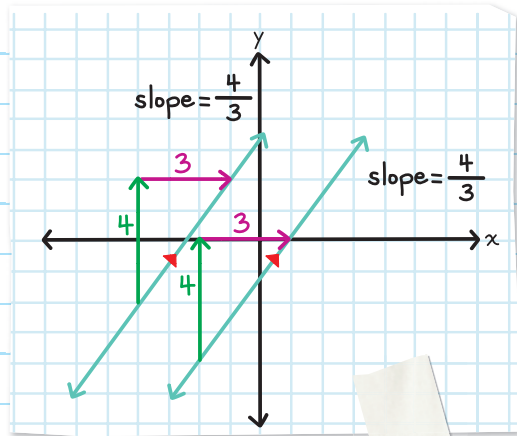
$x_2 = 4$ $y_2 = 1$

$$\text{slope } (m) = \frac{y_2 - y_1}{x_2 - x_1} = \frac{1 - 2}{4 - 2} = -\frac{1}{2}$$

$$\text{slope} = -\frac{1}{2}$$

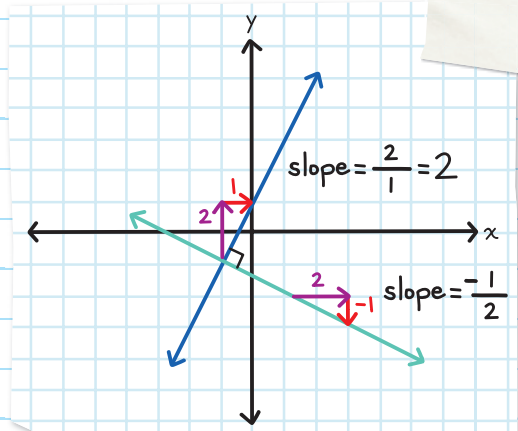


Parallel lines have the same slope.



Perpendicular lines have slopes that are the **NEGATIVE RECIPROALS** of each other.

$\frac{2}{1}$ and $-\frac{1}{2}$ are negative reciprocals.



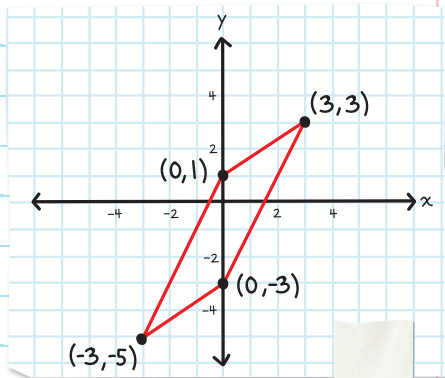
A **RECIPROCAL** is a fraction where the numerator and denominator are reversed.

$\frac{a}{b}$ and $\frac{b}{a}$ are reciprocals of each other.

$\frac{a}{b}$ and $-\frac{b}{a}$ are **NEGATIVE RECIPROALS** of each other.

EXAMPLE: Determine whether the quadrilateral with vertices $(0, 1)$, $(3, 3)$, $(-3, -5)$, and $(0, -3)$ is a parallelogram.

Plot the four points on a coordinate plane. Connect the points to create a quadrilateral.



If both pairs of opposite sides are parallel, then it is a parallelogram.

The side $(x_1, y_1) = (0, 1)$ and $(x_2, y_2) = (3, 3)$ has a slope of:

$$\frac{y_2 - y_1}{x_2 - x_1} = \frac{3 - 1}{3 - 0} = \frac{2}{3}$$

The side $(x_1, y_1) = (-3, -5)$ and $(x_2, y_2) = (0, -3)$ has a slope of:

$$\frac{y_2 - y_1}{x_2 - x_1} = \frac{-3 - (-5)}{0 - (-3)} = \frac{-3 + 5}{0 + 3} = \frac{2}{3}$$

The two sides have the same slope, so they are parallel.

The side $(x_1, y_1) = (-3, -5)$ and $(x_2, y_2) = (0, 1)$ has a slope of:

$$\frac{y_2 - y_1}{x_2 - x_1} = \frac{1 - (-5)}{0 - (-3)} = \frac{1 + 5}{0 + 3} = \frac{6}{3} = 2$$

The side $(x_1, y_1) = (0, -3)$ and $(x_2, y_2) = (3, 3)$ has a slope of:

$$\frac{y_2 - y_1}{x_2 - x_1} = \frac{3 - (-3)}{3 - 0} = \frac{3 + 3}{3} = \frac{6}{3} = 2$$

The two sides have the same slope, so they are parallel.

The quadrilateral is a parallelogram. 

GRAPHING LINEAR EQUATIONS

The equation of a line is a **LINEAR EQUATION**.

Linear equations can take the form:

$$y = mx + b$$

y = every y value in the line

$$m = \text{slope} \left(\frac{\text{rise}}{\text{run}} \right)$$

b = y -intercept [where the line crosses the y -axis—point $(0, b)$]

If you know both the y -intercept and the slope of a line, you can graph the line.

Linear equations can also be written as:

$$Ax + By = C \text{ (standard form)}$$

A, B, and C are constants.

Constants are numbers or letters on their own; they have no variables and their values cannot be changed.

EXAMPLE: Graph: $y = 2x - 1$.

Format: $y = mx + b$

$$m = 2, \text{ or } \frac{2}{1} \quad b = -1$$

Step 1: Plot the y -intercept.

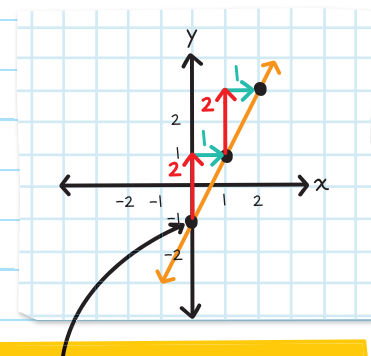
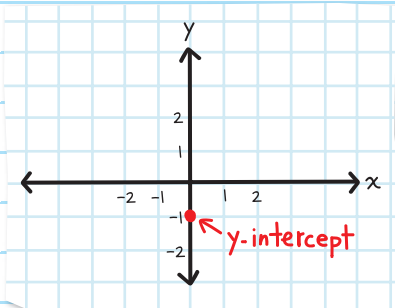
$$x = 0 \text{ and } y = -1: (0, -1)$$

Step 2: Use slope to find additional points.

Since the slope is $\frac{2}{1}$, rise 2 and run 1.

Plot a few points.

Step 3: Connect the points.



Start at point $(0, -1)$ and plot additional points using $\frac{\text{rise}}{\text{run}}$.

EXAMPLE: Graph: $x + y = 4$.

First, write the equation in the slope-intercept form

$$y = mx + b.$$

$$y = -x + 4; \quad m = -\frac{1}{1}; \quad b = 4$$

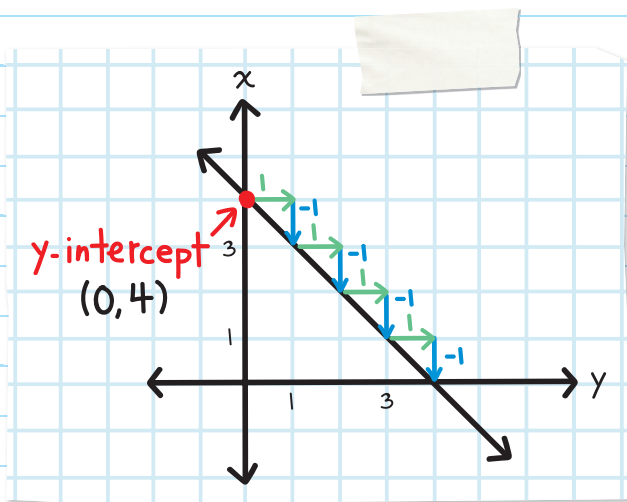
$-x$ is the same as $-1x$,
so m is $-\frac{1}{1}$.

Step 1: Plot the y -intercept $(0, 4)$.

Step 2: Use slope $(-\frac{1}{1})$ to find additional points.

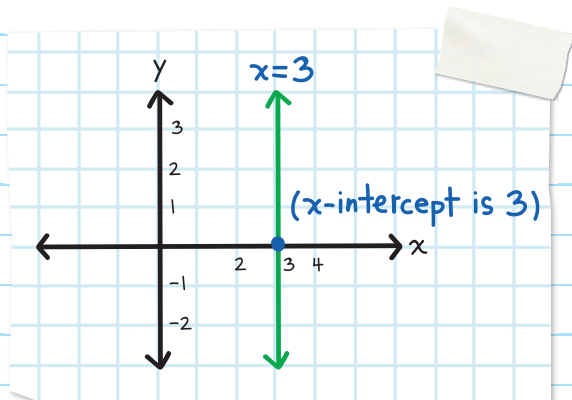
$$\left(\frac{\text{rise}}{\text{run}} = \frac{-1}{1} \text{ or } \frac{\text{rise}}{\text{run}} = \frac{1}{-1} \right)$$

Step 3: Connect the points.



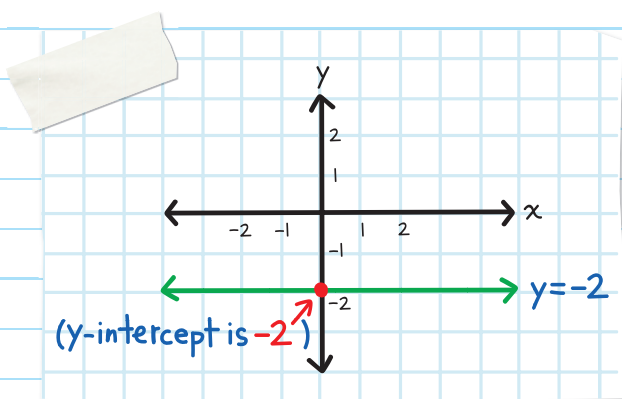
HORIZONTAL AND VERTICAL LINES

$x = a$ is a vertical line with x -intercept $(a, 0)$.




Remember: The slope of a vertical line is undefined.

$y = b$ is a horizontal line with y -intercept $(0, b)$.



Remember: The slope of a horizontal line is zero.

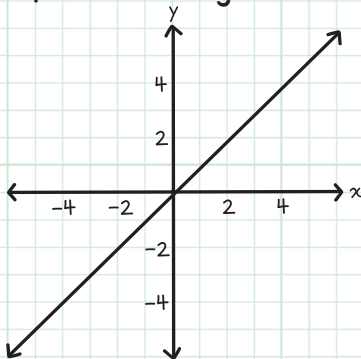


CHECK YOUR KNOWLEDGE

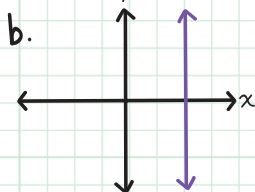
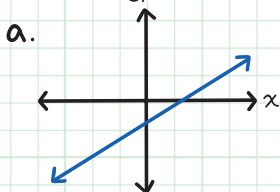
1. What is the slope and y -intercept of $y = -\frac{3}{4}x - 10$?

2. Find the slope of the line that passes through $(1, -2)$ and $(5, -4)$.

3. Find the slope of the line in the graph.



4. In parts a and b, determine if the graph shows a positive, negative, zero, or undefined slope.



5. Line B has slope -4 . What is the slope of the line that is parallel to line B?

CHECK YOUR ANSWERS



1. slope (m) = $-\frac{3}{4}$, y -intercept = $(0, -10)$

2. $\frac{-4 - (-2)}{5 - 1}$; therefore, slope = $-\frac{1}{2}$

3. slope = 1

4. A. Positive
B. Undefined

5. -4

Chapter 31

THE PYTHAGOREAN THEOREM

A right triangle has two legs and a **HYPOTENUSE**—the side opposite the right angle. The legs are connected at the right angle. The lengths of the legs are a and b and c is the hypotenuse.

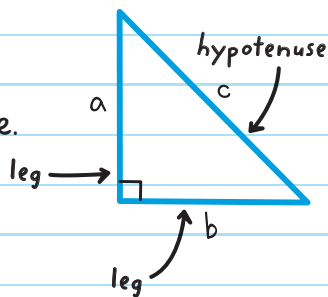
The **PYTHAGOREAN THEOREM** is used to find the length of a side of a right triangle.

PYTHAGOREAN THEOREM

In a right triangle, the sum of the squares of the lengths of the legs is equal to the square of the hypotenuse.

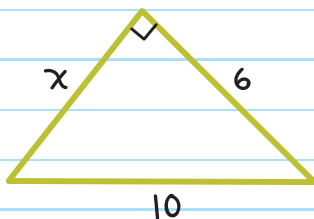
$$a^2 + b^2 = c^2$$

leg leg hypotenuse



EXAMPLE: Use the Pythagorean Theorem to find the value of x .

The length of the hypotenuse is 10.



$$a^2 + b^2 = c^2$$

$$a = x, b = 6, \text{ and } c = 10.$$

$$x^2 + 6^2 = 10^2$$

$$x^2 + 36 = 100$$

$$x^2 + 36 - 36 = 100 - 36$$

$$\sqrt{x^2} = \sqrt{64}$$

(To isolate x , find the square root of both sides.)

$$x = 8$$

The hypotenuse is the side opposite the right angle. It is always longer than the length of either leg.



SQUARE ROOTS

The square root of a number is a number that when multiplied by itself gives the first number. It is shown by putting the number inside a **radical sign**, or $\sqrt{\quad}$.

The square root of 64 is written as $\sqrt{64}$ and is read as "square root of 64."

$$\sqrt{64} = \sqrt{8 \times 8} = 8 \text{ and } \sqrt{64} = \sqrt{-8 \times -8} = -8$$

The square root of 64 is 8 and -8.

$\sqrt{64}$ is also known as a **perfect square**:

$$8 \times 8$$

the product of
2 equal integers

If a number under the radical sign is NOT a perfect square it is an **irrational number**.

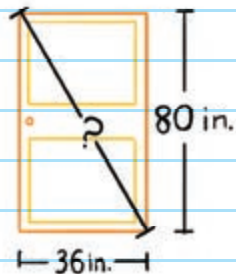
Example: $\sqrt{7}$ is irrational
 $\sqrt{13}$ is irrational

A number cannot be multiplied by itself to get this number.

WHO'RE YOU CALLING
IRRATIONAL?!



EXAMPLE: Brandy takes different measurements of her door. The height is 80 inches, and the base is 36 inches. What is the diagonal height of her door?



Let c be the height of the door,

Using the Pythagorean Theorem with $a = 80$, $b = 36$, and $c = ?$,

$$a^2 + b^2 = c^2$$

$$80^2 + 36^2 = c^2$$

$$6400 + 1296 = 7,696$$

$$c^2 = 7,696$$

$$\sqrt{c^2} = \sqrt{7,696}$$

$$c = 87.7$$

The diagonal height of the door is 87.7 in.

PYTHAGOREAN TRIPLES are three side lengths that always form a right triangle.

Here are a few commonly used triples.

$$3, 4, 5 \quad (3^2 + 4^2 = 5^2)$$

$$5, 12, 13 \quad (5^2 + 12^2 = 13^2)$$

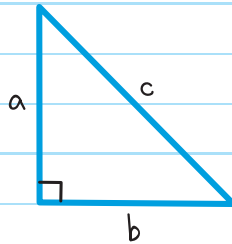
$$8, 15, 17 \quad (8^2 + 15^2 = 17^2)$$

Note: Multiples of these also form Pythagorean triples.

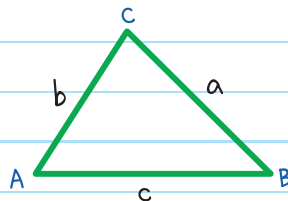
For example, 6, 8, 10 and 9, 12, 15.

RIGHT, ACUTE, AND OBTUSE TRIANGLE RULES

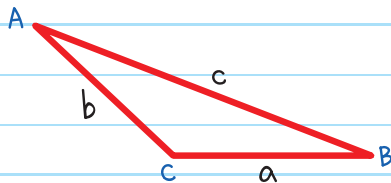
If $c^2 = a^2 + b^2$, then $\triangle ABC$ is a right triangle.



If $c^2 < a^2 + b^2$, then $\triangle ABC$ is an acute triangle.



If $c^2 > a^2 + b^2$, then $\triangle ABC$ is an obtuse triangle.



EXAMPLE: A triangle has side lengths 6, 5, and 10. Is the triangle obtuse, acute, or right?

Since 10 is the longest side length, $c = 10$.

$$c^2 = 10^2 = 100$$


$$a^2 + b^2 = 6^2 + 5^2$$

$$= 36 + 25$$

$$= 61$$

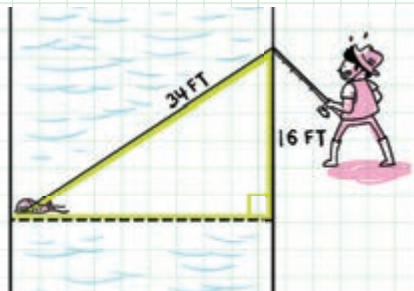
$$100 > 61$$

Since $c^2 > a^2 + b^2$, the triangle is an obtuse triangle.




CHECK YOUR KNOWLEDGE

1. Orion catches a fish 16 feet downstream on the opposite side of a river using a 34-foot-long line. How wide is the river?



2. Daphne is trapped in a 48-foot-high castle, surrounded by a 20-foot-wide moat. Her rescuer needs a ladder to place at the edge of the moat that will reach the top of the castle. How long a ladder is needed?



In questions 3–4, the lengths of the sides of a triangle are given. Determine if the triangle is acute, obtuse, or right.

3. 3, 4, 7

4. 12, 16, 20

CHECK YOUR ANSWERS



1. $34^2 = 16^2 + x^2$; therefore, $x = 30$ ft

2. $20^2 + 48^2 = x^2$; therefore, $x = 52$ ft

3. $7^2 > 4^2 + 3^2$; therefore, the triangle is obtuse

4. $20^2 = 12^2 + 16^2$; therefore, the triangle is right

Chapter 32

MIDPOINT AND DISTANCE FORMULAS

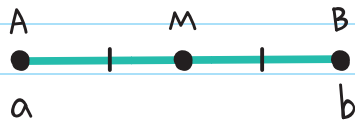
MIDPOINT FORMULA

The midpoint is the point on a line segment that is halfway between endpoints. The **MIDPOINT FORMULA** is used to find the coordinates of a line segment's midpoint on a number line or a coordinate plane.


Midpoint on a Number Line

The midpoint of \overline{AB} is:

$$\text{midpoint} = \frac{a+b}{2}$$



EXAMPLE: What is the midpoint of \overline{PR} ?



Use the midpoint formula:

$$\text{midpoint} = \frac{a+b}{2}$$

endpoints of \overline{PR}

$a = -1$ and $b = 5$:

$$= \frac{-1+5}{2}$$

$$= \frac{4}{2}$$

$$= 2$$

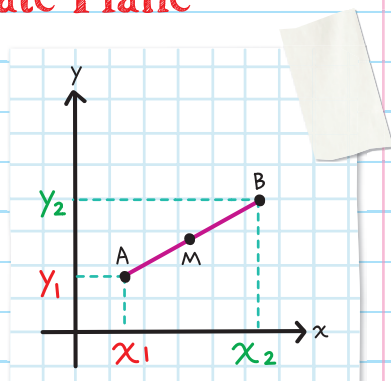
The midpoint is 2.

Midpoint on a Coordinate Plane

The midpoint of \overline{AB} is:

$$\text{midpoint} = \left(\frac{x_1 + x_2}{2}, \frac{y_1 + y_2}{2} \right)$$

(x_1, y_1) and (x_2, y_2) are the coordinates of the endpoints.



EXAMPLE: Find the midpoint of \overline{CD} given $C(2, -2)$ and $D(6, 2)$.

Use the midpoint formula:

$$\text{midpoint} = \left(\frac{x_1 + x_2}{2}, \frac{y_1 + y_2}{2} \right)$$

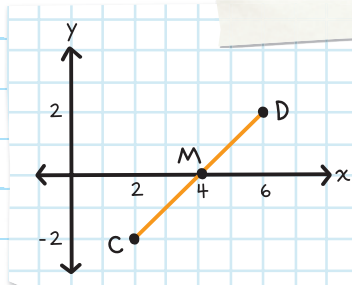
$$(x_1, y_1) = (2, -2) \text{ and } (x_2, y_2) = (6, 2):$$

$$x_1 = 2, y_1 = -2, x_2 = 6, y_2 = 2$$

$$= \left(\frac{2+6}{2}, \frac{-2+2}{2} \right)$$

$$= \left(\frac{8}{2}, \frac{0}{2} \right)$$

$$= (4, 0)$$



EXAMPLE: Line segment \overline{GH} has endpoint $G(-3, -4)$ and midpoint $P(-1, -3)$. Find the coordinates of endpoint H .

Use the midpoint formula:

$$G(-3, -4) = (x_1, y_1) \text{ and } H = (x_2, y_2).$$

$$x_1 = -3, y_1 = -4, \text{midpoint} = (-1, -3)$$

$$\text{midpoint} = \left(\frac{x_1 + x_2}{2}, \frac{y_1 + y_2}{2} \right)$$

$$(-1, -3) = \left(\frac{-3 + x_2}{2}, \frac{-4 + y_2}{2} \right)$$

The x-coordinate is:

$$-1 = \frac{-3 + x_2}{2}$$

$$-2 = -3 + x_2$$

$$x_2 = 1$$

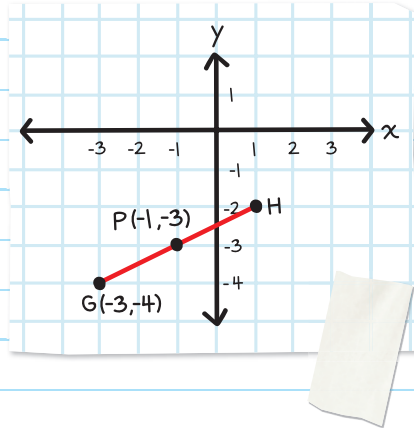
The y-coordinate is:

$$-3 = \frac{-4 + y_2}{2}$$

$$-6 = -4 + y_2$$

$$y_2 = -2$$

Therefore, the coordinates of H are (1, -2).

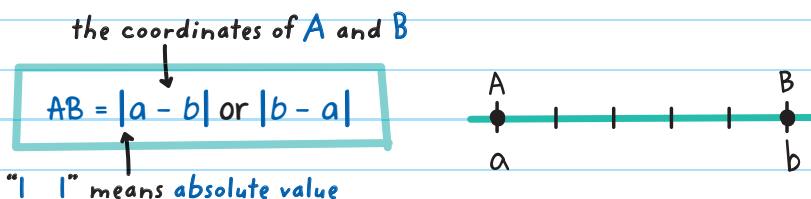


DISTANCE FORMULA

The **DISTANCE FORMULA** is used to find the distance between two points (or the length of a line segment) on a number line or coordinate plane.

Distance on a Number Line

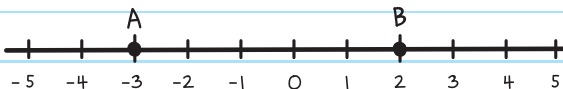
The distance between **A** and **B** is:



Absolute value: the distance of a number on the number line from 0 without considering which direction from 0 the number lies.

EXAMPLE: Find the value of **AB**. Use the Distance Formula.

$$AB = |a - b|$$



$$a = -3 \text{ and } b = 2:$$

$$AB = |a - b| = |-3 - 2| = |-5| = 5$$

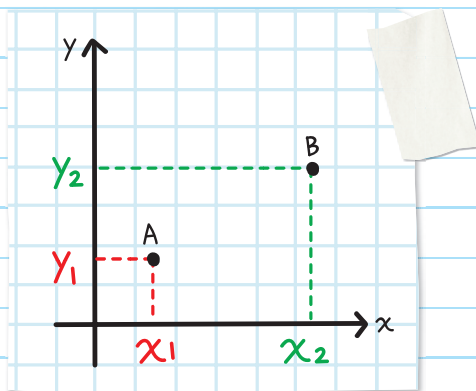
Distance on a Coordinate Plane

The distance between two points on a coordinate plane is the square root of the difference of the x -coordinates squared plus the difference of the y -coordinates squared.

The distance between A and B is:

$$AB = \sqrt{(x_2 - x_1)^2 + (y_2 - y_1)^2}$$

the coordinates of A and B



EXAMPLE: What is the distance between points $S(-2, -1)$ and $T(1, 3)$?

$$AB = \sqrt{(x_2 - x_1)^2 + (y_2 - y_1)^2}$$

$(x_1, y_1) = (-2, -1)$ and $(x_2, y_2) = (1, 3)$:

$x_1 = -2$, $y_1 = -1$, $x_2 = 1$, $y_2 = 3$

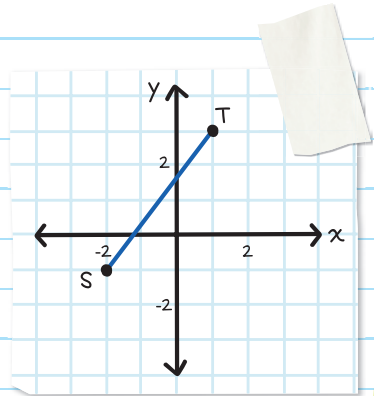
$$ST = \sqrt{(x_2 - x_1)^2 + (y_2 - y_1)^2}$$


$$= \sqrt{(1 - (-2))^2 + (3 - (-1))^2}$$

$$= \sqrt{(1 + 2)^2 + (3 + 1)^2}$$

$$= \sqrt{3^2 + 4^2} = \sqrt{25}$$

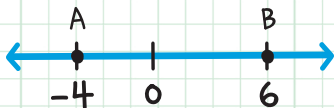
$$ST = 5$$





CHECK YOUR KNOWLEDGE

1. Find the midpoint of \overline{AB} on the number line.

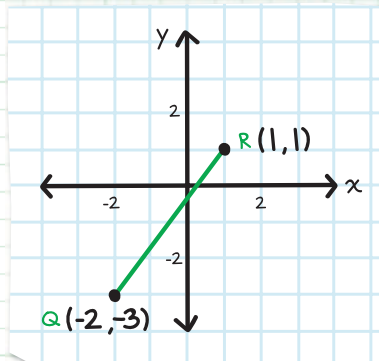


2. Complete the sentence.

Given $A(x_1, y_1)$ and $B(x_2, y_2)$, the coordinates of the midpoint M of \overline{AB} are _____.

3. Find the midpoint of \overline{CD} given $C(2, 3)$ and $D(4, 8)$.

4. Find the midpoint of \overline{QR} in the graph.



5. Line segment \overline{EG} has endpoint $E(-7, -5)$ and midpoint $M(-3, -1)$. Find the coordinates of endpoint G .

6. Use the Distance Formula on a number line to write the formula for \overline{RT} .



7. What is the distance between M and N?



8. What is the distance between $P(-5, 8)$ and $R(0, -4)$?

9. Use the Distance Formula to find the distance between Lily's house and Alex's house, located at $(2, 1)$ and $(5, 5)$, as shown on the map below. Each square represents one square mile.



CHECK YOUR ANSWERS



1. $\frac{-4+6}{2}$; therefore, the midpoint = 1

2. midpoint $\left(\frac{x_1+x_2}{2}, \frac{y_1+y_2}{2}\right)$

3. $\left(\frac{2+4}{2}, \frac{3+8}{2}\right) = \left(3, \frac{11}{2}\right)$

4. $\left(\frac{-2+1}{2}, \frac{-3+1}{2}\right) = \left(-\frac{1}{2}, -1\right)$

5. $(-3, -1) = \left(\frac{-7+x}{2}, \frac{-5+y}{2}\right) = (1, 3)$

6. $RT = |r - t|$ or $|t - r|$

7. $MN = |-4 - 2| = 6$

8. $\sqrt{(0 - (-5))^2 + (-4 - 8)^2}$; therefore, $PR = 13$

9. $\sqrt{(5 - 2)^2 + (5 - 1)^2}$

The distance between Lily's house and Alex's house is 5 miles.

Chapter 33

COORDINATE TRIANGLE PROOFS

WRITING A TRIANGLE COORDINATE PROOF

A **COORDINATE PROOF** involves drawing figures on a coordinate plane. Statements about the figure can be proven using the **DISTANCE** and **MIDPOINT FORMULAS**, theorems, and postulates.

When writing a coordinate triangle proof:

1. Draw and label a coordinate graph.
2. Write the formulas that you will use to construct the coordinate proof.

3. Make a plan and write the steps you will use to show that the given information leads to what you are proving.

4. Write a final statement that states what you have proven and why it must be true.

Formulas used for coordinate proofs:

$$\text{Slope Formula: } m = \frac{y_2 - y_1}{x_2 - x_1}$$

$$\text{Distance Formula: } D = \sqrt{(x_2 - x_1)^2 + (y_2 - y_1)^2}$$

USING THE DISTANCE FORMULA

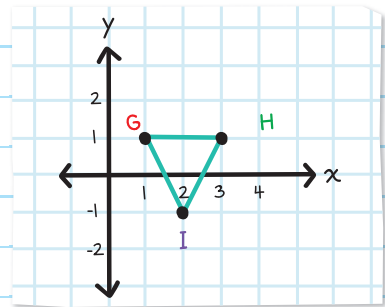
When given the coordinates of a triangle, you can prove the triangle is isosceles by using the Distance Formula to show that the graphed triangle has two congruent sides.

EXAMPLE:

Given: $\triangle GHI$ has vertices $G(1, 1)$, $H(3, 1)$, and $I(2, -1)$.

Prove: $\triangle GHI$ is isosceles.

Step 1: Plot the points on a coordinate plane and connect them. Label the points.



Step 2: Name the formula needed for the proof.

$$\text{Distance Formula: } D = \sqrt{(x_2 - x_1)^2 + (y_2 - y_1)^2}$$

Step 3: Write the steps to show the triangle has two congruent sides. *isosceles triangle*

The length of \overline{GH} is: $D = \sqrt{(3-1)^2 + (1-1)^2}$

$$= \sqrt{(2^2 + 0^2)} = \sqrt{4} = 2$$

$$G = (x_1, y_1) = (1, 1)$$

$$H = (x_2, y_2) = (3, 1)$$

The length of \overline{HI} is: $D = \sqrt{(2-3)^2 + (-1-1)^2}$

$$= \sqrt{(-1)^2 + (-2)^2} = \sqrt{5}$$

$$H = (x_1, y_1) = (3, 1)$$

$$I = (x_2, y_2) = (2, -1)$$

The length of \overline{GI} is: $D = \sqrt{(2-1)^2 + (-1-1)^2}$

$$= \sqrt{1^2 + (-2)^2} = \sqrt{5}$$

$$G = (x_1, y_1) = (1, 1)$$

$$I = (x_2, y_2) = (2, -1)$$

Step 4: Write a final statement.

Since \overline{HI} and \overline{GI} are equal in length, they are congruent.

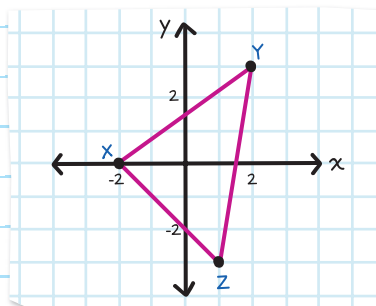
$\triangle GHI$ is isosceles because it has two congruent sides.

EXAMPLE:

Given: $\triangle XYZ$ has vertices $X(-2, 0)$, $Y(2, 3)$, and $Z(1, -3)$.

Prove: $\triangle XYZ$ is scalene.

A **scalene triangle** has no congruent sides.



Distance Formula: $D = \sqrt{(x_2 - x_1)^2 + (y_2 - y_1)^2}$

Find the lengths:

$$\overline{XY}: D = \sqrt{(2 - (-2))^2 + (3 - 0)^2} = \sqrt{(2 + 2)^2 + 3^2} = \sqrt{4^2 + 3^2} = \sqrt{25} = 5$$

$$\overline{YZ}: D = \sqrt{(1 - 2)^2 + (-3 - 3)^2} = \sqrt{(-1)^2 + (-6)^2} = \sqrt{37}$$

$$\overline{XZ}: D = \sqrt{(1 - (-2))^2 + (-3 - 0)^2} = \sqrt{(1 + 2)^2 + (-3)^2} = \sqrt{3^2 + (-3)^2} = \sqrt{18}$$

Since the three sides have different length measures, there are no congruent sides.

$\triangle XYZ$ is scalene because it has no congruent sides.

USING THE SLOPE FORMULA

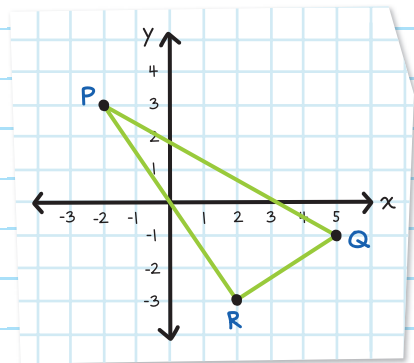
When given the coordinates of a right triangle, you can prove the triangle has a 90° angle by using slope to show that two sides of the triangle are perpendicular.

A reciprocal is a fraction where numerator and denominator are reversed. If two lines have slopes that are **negative reciprocals** of each other (one is positive and the other is negative), then the lines are perpendicular.

EXAMPLE:

Given: $\triangle PQR$ has vertices $P(-2, 3)$, $Q(5, -1)$, and $R(2, -3)$.

Prove: $\triangle PQR$ is a right triangle.



$$\text{Slope Formula: } m = \frac{y_2 - y_1}{x_2 - x_1}$$

Show $\angle PRQ$ is a right angle by showing \overline{PR} and \overline{QR} are perpendicular.

The slope of \overline{PR} is: $\frac{-3-3}{2-(-2)} = \frac{-6}{2+2} = \frac{-6}{4} = -\frac{3}{2}$

The slope of \overline{QR} is: $\frac{-3-(-1)}{2-5} = \frac{-3+1}{-3} = \frac{-2}{-3} = \frac{2}{3}$

Since \overline{PR} and \overline{QR} are **negative reciprocals** of each other, they are perpendicular.

Therefore, $\angle PRQ$ is a right angle.

$\triangle PQR$ is a right triangle because it contains one right angle.



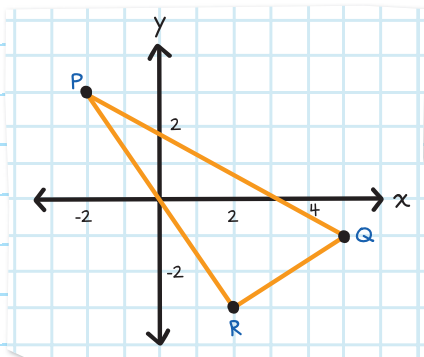
USING THE PYTHAGOREAN THEOREM

Another way to prove a right triangle is to use the Pythagorean Theorem.

EXAMPLE:

Find the lengths of each side of the triangle and then show that they follow $a^2 + b^2 = c^2$.

First use the Distance Formula to find the length of each side of the triangle.



$$D = \sqrt{(x_2 - x_1)^2 + (y_2 - y_1)^2}$$

$$\overline{PQ}: D = \sqrt{(5 - (-2))^2 + (1 - 3)^2} = \sqrt{7^2 + (-2)^2} = \sqrt{49 + 4} = \sqrt{53}$$

$$\overline{QR}: D = \sqrt{(2 - 5)^2 + (-3 - 1)^2} = \sqrt{(-3)^2 + (-4)^2} = \sqrt{9 + 16} = \sqrt{25}$$

$$\overline{PR}: D = \sqrt{(2 - (-2))^2 + (-3 - 3)^2} = \sqrt{(4)^2 + (-6)^2} = \sqrt{16 + 36} = \sqrt{52}$$

Then use the Pythagorean Theorem

$$a^2 + b^2 = c^2$$

$$(\sqrt{13})^2 + (\sqrt{52})^2 = (\sqrt{65})^2$$

$$13 + 52 = 65$$

$$65 = 65$$

$\triangle PQR$ is a right triangle since the length measures of its three sides follow the Pythagorean Theorem.





CHECK YOUR KNOWLEDGE

1. Given: $\triangle LMN$ has vertices $L(-2, -1)$, $M(0, 3)$, and $N(1, 0)$.

Prove: $\triangle LMN$ is isosceles.

2. Given: $\triangle STU$ has vertices $S(1, 2)$, $T(5, 0)$, and $U(3, -3)$.

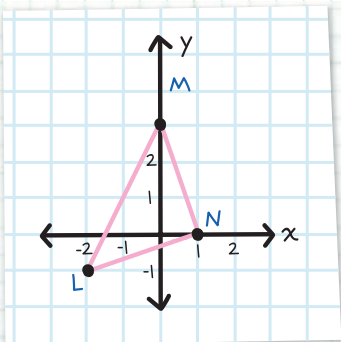
Prove: $\triangle STU$ is scalene.

3. Given: $\triangle XYZ$ has vertices $X(-2, 0)$, $Y(-3, 3)$, and $Z(4, 2)$.

Prove: $\triangle XYZ$ is a right triangle.

CHECK YOUR ANSWERS

1.



$$D = \sqrt{(x_2 - x_1)^2 + (y_2 - y_1)^2}$$

$$\overline{LM}: \sqrt{(0 - (-2))^2 + (3 - (-1))^2} = \sqrt{2^2 + 4^2} = \sqrt{20}$$

$$\overline{MN}: \sqrt{(1 - 0)^2 + (0 - 3)^2} = \sqrt{1^2 + (-3)^2} = \sqrt{10}$$

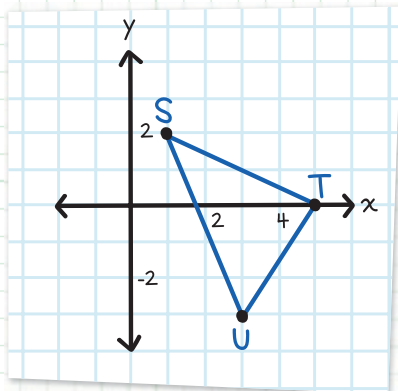
$$\overline{LN}: \sqrt{(1 - (-2))^2 + (0 - (-1))^2} = \sqrt{3^2 + 1^2} = \sqrt{10}$$

Since \overline{MN} and \overline{LN} have the same length measure, they are congruent.

$\triangle LMN$ is isosceles because it has two congruent sides.



2.



$$D = \sqrt{(x_2 - x_1)^2 + (y_2 - y_1)^2}$$

$$\overline{ST}: \sqrt{(5-1)^2 + (0-2)^2} = \sqrt{4^2 + (-2)^2} = \sqrt{20}$$

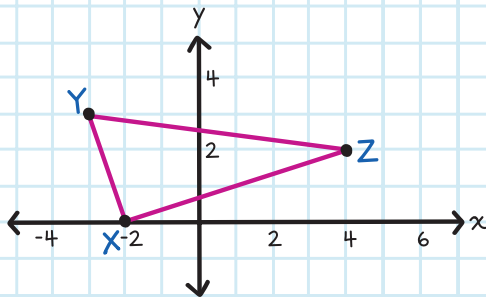
$$\overline{TU}: \sqrt{(3-5)^2 + (-3-0)^2} = \sqrt{(-2)^2 + (-3)^2} = \sqrt{13}$$

$$\overline{SU}: \sqrt{(3-1)^2 + (-3-2)^2} = \sqrt{2^2 + (-5)^2} = \sqrt{29}$$

Since the three sides have different length measures, there are no congruent sides.

$\triangle STU$ is scalene because it has no congruent sides.

3.



$$m = \frac{y_2 - y_1}{x_2 - x_1}$$

$$\overline{XY}: \frac{3 - 0}{-3 - (-2)} = \frac{3}{-1} = -3$$

$$\overline{XZ}: \frac{2 - 0}{4 - (-2)} = \frac{2}{6} = \frac{1}{3}$$

Since \overline{XY} and \overline{XZ} are negative reciprocals of each other, they are perpendicular. Therefore, $\angle YXZ$ is a right angle.

$\triangle XYZ$ is a right triangle because it contains one right angle.

Alternate method:

$$\text{Distance Formula: } D = \sqrt{(x_2 - x_1)^2 + (y_2 - y_1)^2}$$

$$\overline{XY}: \sqrt{(-3 - (-2))^2 + (3 - 0)^2} = \sqrt{(-1)^2 + (3)^2} = \sqrt{10}$$

$$\overline{YZ}: \sqrt{(4 - (-3))^2 + (2 - 3)^2} = \sqrt{(7)^2 + (-1)^2} = \sqrt{50}$$

$$\overline{XZ}: \sqrt{(4 - (-2))^2 + (2 - 0)^2} = \sqrt{(6)^2 + (2)^2} = \sqrt{40}$$

Using the Pythagorean Theorem:

$$a^2 + b^2 = c^2$$

$$(\sqrt{10})^2 + (\sqrt{40})^2 = (\sqrt{50})^2$$

$$10 + 40 = 50$$

$$50 = 50$$

$\triangle XYZ$ is a right triangle since the length measures of its three sides follow the Pythagorean Theorem.

Chapter 34

COORDINATE QUADRILATERAL PROOFS

WRITING COORDINATE QUADRILATERAL PROOFS

Statements about a quadrilateral drawn on a coordinate plane can be proven using the distance and midpoint formulas.

When writing a coordinate quadrilateral proof:

1. Draw and label a coordinate graph.
2. Write the formulas that you will use to construct the coordinate proof.
3. Make a plan and write the steps you will use to show that the given information leads to what you are proving.

4. Write a final statement that states what you have proven and why it must be true.

Methods to prove a quadrilateral is a parallelogram:

METHOD	FORMULAS NEEDED
Show that both pairs of opposite sides are parallel.	Slope: $m = \frac{y_2 - y_1}{x_2 - x_1}$
Show that the quadrilateral has one pair of parallel and congruent sides.	Slope: $m = \frac{y_2 - y_1}{x_2 - x_1}$ Distance: $D = \sqrt{(x_2 - x_1)^2 + (y_2 - y_1)^2}$
Show that both pairs of opposite sides are congruent.	Distance: $D = \sqrt{(x_2 - x_1)^2 + (y_2 - y_1)^2}$



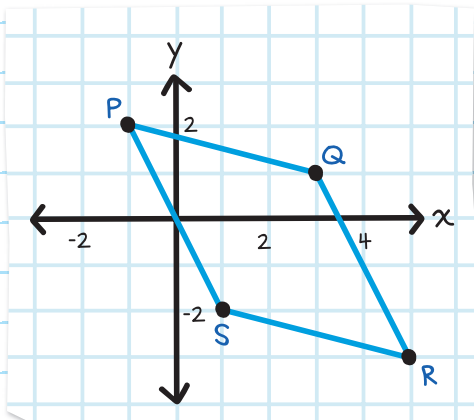
USING THE SLOPE FORMULA

The slope formula can be used to show that both pairs of opposite sides in a parallelogram are parallel.

EXAMPLE:

Given: Quadrilateral PQRS has vertices $P(-1, 2)$, $Q(3, 1)$, $R(5, -3)$, and $S(1, -2)$.

Prove: Quadrilateral PQRS is a parallelogram.



Find the slopes of each side.

If the opposite sides of quadrilateral PQRS have the same slope, then the sides are parallel.

$$\text{Slope Formula: } m = \frac{y_2 - y_1}{x_2 - x_1}$$

$$\overline{PQ} \text{ has a slope of: } \frac{1-2}{3-(-1)} = \frac{-1}{3+1} = -\frac{1}{4}$$

$$\overline{RS} \text{ has a slope of: } \frac{-2-(-3)}{1-5} = \frac{-2+3}{-4} = -\frac{1}{4}$$

\overline{PQ} and \overline{RS} have the same slope, so they are parallel.

$$\overline{PS} \text{ has a slope of: } \frac{-2-2}{1-(-1)} = \frac{-4}{1+1} = \frac{-4}{2} = -2$$

$$\overline{QR} \text{ has a slope of: } \frac{-3-1}{5-3} = \frac{-4}{2} = -2$$

\overline{PS} and \overline{QR} have the same slope, so they are parallel.

Quadrilateral PQRS is a parallelogram since both pairs of opposite sides are parallel.

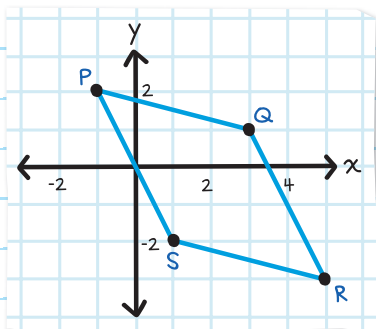


USING THE SLOPE AND DISTANCE FORMULAS

The slope and distance formulas can be used to prove a quadrilateral is a parallelogram by showing that one pair of opposite sides are parallel and congruent.

EXAMPLE:

Prove: Quadrilateral PQRS has one pair of opposite sides that are parallel and congruent.



$$\text{Slope Formula: } m = \frac{y_2 - y_1}{x_2 - x_1}$$

$$\text{Distance Formula: } D = \sqrt{(x_2 - x_1)^2 + (y_2 - y_1)^2}$$

$$\overline{PQ} \text{ has a slope of: } \frac{1-2}{3-(-1)} = \frac{-1}{3+1} = -\frac{1}{4}$$

$$\overline{RS} \text{ has a slope of: } \frac{-2-(-3)}{1-5} = \frac{-2+3}{-4} = -\frac{1}{4}$$

\overline{PQ} and \overline{RS} have the same slope, so they are parallel.

$$\overline{PQ} \text{ has a length of: } D = \sqrt{(3 - (-1))^2 + (1 - 2)^2} = \sqrt{4^2 + (-1)^2} = \sqrt{17}$$

$$\overline{RS} \text{ has a length of: } D = \sqrt{(5 - 1)^2 + (-3 - (-2))^2} = \sqrt{4^2 + (-1)^2} = \sqrt{17}$$

\overline{PQ} and \overline{RS} have the same length measures, so they are congruent.

Quadrilateral PQRS is a parallelogram since it has one pair of parallel and congruent sides.

USING THE DISTANCE FORMULA

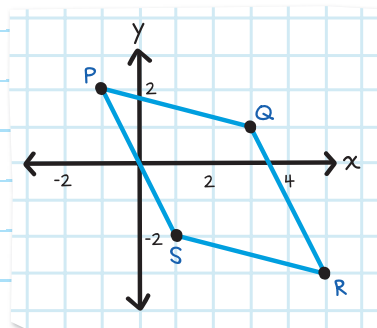
The Distance Formula can be used to prove a quadrilateral is a parallelogram by showing both pairs of opposite sides are congruent.

EXAMPLE:

Prove: Quadrilateral PQRS is a parallelogram.

Distance Formula:

$$D = \sqrt{(x_2 - x_1)^2 + (y_2 - y_1)^2}$$



$$\overline{PQ} \text{ has a length of: } D = \sqrt{(3 - (-1))^2 + (1 - 2)^2} = \sqrt{4^2 + (-1)^2} = \sqrt{17}$$

$$\overline{RS} \text{ has a length of: } D = \sqrt{(5 - 1)^2 + (-3 - (-2))^2} = \sqrt{4^2 + (-1)^2} = \sqrt{17}$$

\overline{PQ} and \overline{RS} have the same length measure, so they are congruent.

$$\overline{PS} \text{ has a length of: } D = \sqrt{(1 - (-1))^2 + (-2 - 2)^2} = \sqrt{2^2 + (-4)^2} = \sqrt{20}$$

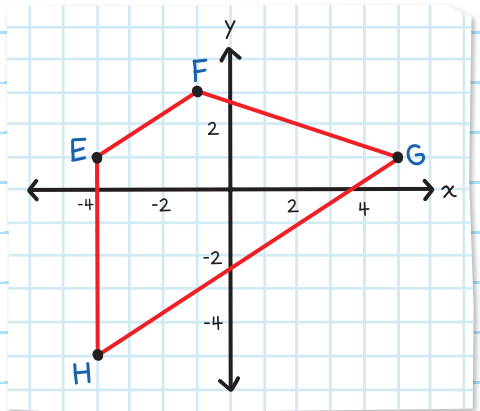
$$\overline{QR} \text{ has a length of: } D = \sqrt{(5 - 3)^2 + (-3 - 1)^2} = \sqrt{2^2 + (-4)^2} = \sqrt{20}$$

\overline{PS} and \overline{QR} have the same length measures, so they are congruent.

Quadrilateral PQRS is a parallelogram since it has both pairs of opposite sides congruent.



EXAMPLE: A trapezoid has exactly one pair of parallel sides. Show one pair of opposite sides is parallel, and then show the other pair is not parallel.



Given: Quadrilateral EFGH has vertices E(-4, 1), F(-1, 3), G(5, 1), and H(-4, -5)

Prove: Quadrilateral EFGH is a trapezoid.

$$\text{Slope: } m = \frac{y_2 - y_1}{x_2 - x_1}$$

\overline{EF} has a slope of:

$$\frac{3-1}{-1-(-4)} = \frac{2}{-1+4} = \frac{2}{3}$$

\overline{GH} has a slope of:

$$\frac{-5-1}{-4-5} = \frac{-6}{-9} = \frac{2}{3}$$

\overline{EF} and \overline{GH} have the same slope, so they are parallel.

\overline{EH} has a slope of:

$$\frac{-5-1}{-4-(-4)} = \frac{-6}{0}$$

The slope is undefined (it is a vertical line).

\overline{FG} has a slope of:

$$\frac{1-3}{5-(-1)} = \frac{-2}{5+1} = -\frac{2}{6} = -\frac{1}{3}$$

\overline{EH} and \overline{FG} have different slopes, so they are not parallel.

Quadrilateral $EFGH$ is a trapezoid since it has exactly one pair of parallel sides.





CHECK YOUR KNOWLEDGE

For questions 1 and 2, use the slope formula.

- 1.** Given: Quadrilateral ABCD has vertices $A(2, 3)$, $B(6, 4)$, $C(7, 0)$, and $D(3, -1)$.

Prove: Quadrilateral ABCD is a parallelogram.

- 2.** Given: Quadrilateral WXYZ has vertices $W(1, 1)$, $X(5, 5)$, $Y(7, 3)$, and $Z(3, -1)$.

Prove: Quadrilateral WXYZ is a parallelogram.

For questions 3 and 4, use the slope formula.

- 3.** Given: Quadrilateral PQRS has vertices $P(0, 5)$, $Q(4, 4)$, $R(5, 1)$, and $S(2, -1)$.

Prove: Quadrilateral PQRS is a trapezoid.

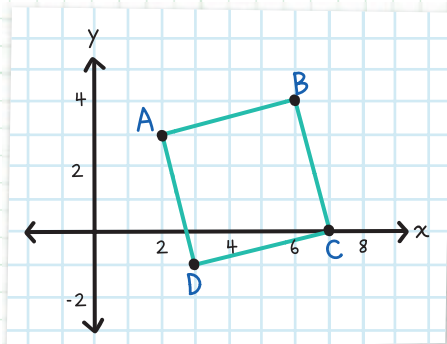
- 4.** Given: Quadrilateral JKLM has vertices $J(-3, -3)$, $K(-4, 1)$, $L(2, 1)$, and $M(1, -3)$.

Prove: Quadrilateral JKLM is a trapezoid.

CHECK YOUR ANSWERS



1.



Slope Formula: $m = \frac{y_2 - y_1}{x_2 - x_1}$

\overline{AB} has a slope of: $\frac{4-3}{6-2} = \frac{1}{4}$

\overline{CD} has a slope of: $\frac{-1-0}{3-7} = \frac{-1}{-4} = \frac{1}{4}$

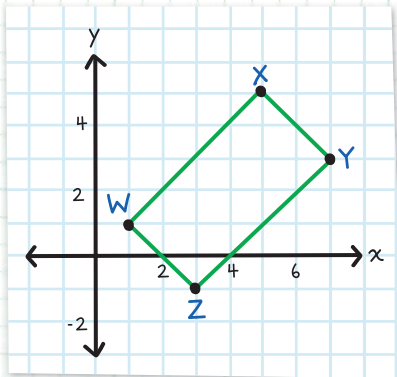
\overline{AB} and \overline{CD} have the same slope, so they are parallel.

\overline{AD} has a slope of: $\frac{-1-3}{3-2} = \frac{-4}{1} = -4$

\overline{BC} has a slope of: $\frac{0-4}{7-6} = \frac{-4}{1} = -4$

\overline{AD} and \overline{BC} have the same slope, so they are parallel.

Quadrilateral ABCD is a parallelogram since both pairs of opposite sides are parallel.

2.

Slope Formula: $m = \frac{y_2 - y_1}{x_2 - x_1}$

\overline{WX} has a slope of: $\frac{5-1}{5-1} = \frac{4}{4} = 1$

\overline{YZ} has a slope of: $\frac{-1-3}{3-7} = \frac{-4}{-4} = 1$

\overline{WX} and \overline{YZ} have the same slope, so they are parallel.

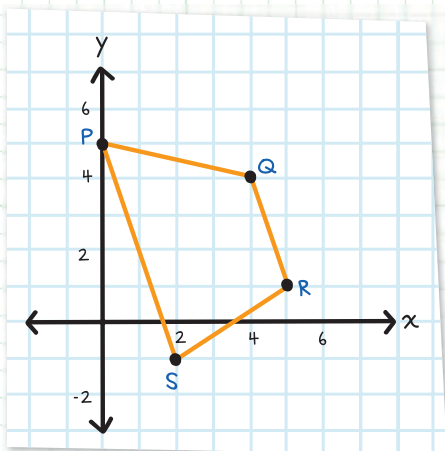
\overline{WZ} has a slope of: $\frac{-1-1}{3-1} = \frac{-2}{2} = -1$

\overline{XY} has a slope of: $\frac{3-5}{7-5} = \frac{-2}{2} = -1$

\overline{WZ} and \overline{XY} have the same slope, so they are parallel.

Quadrilateral WXYZ is a parallelogram since both pairs of opposite sides are parallel.

3.



Slope Formula: $m = \frac{y_2 - y_1}{x_2 - x_1}$

$$\overline{PS} \text{ has a slope of: } \frac{-1 - 5}{2 - 0} = \frac{-6}{2} = -3$$

$$\overline{QR} \text{ has a slope of: } \frac{1 - 4}{5 - 4} = \frac{-3}{1} = -3$$

\overline{PS} and \overline{QR} have the same slope, so they are parallel.

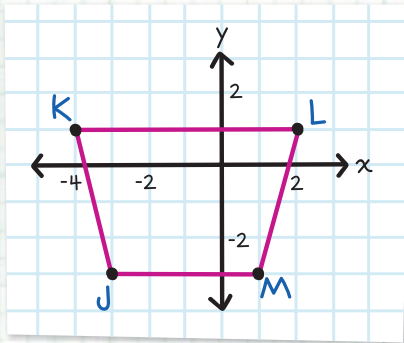
$$\overline{PQ} \text{ has a slope of: } \frac{4 - 5}{4 - 0} = \frac{-1}{4}$$

$$\overline{SR} \text{ has a slope of: } \frac{1 - (-1)}{5 - 2} = \frac{1 + 1}{5 - 2} = \frac{2}{3}$$

\overline{PQ} and \overline{SR} have different slopes, so they are not parallel.

Quadrilateral PQRS is a trapezoid since it has one pair of parallel sides and one pair that is not parallel.

4.



Slope Formula: $m = \frac{y_2 - y_1}{x_2 - x_1}$

\overline{JM} has a slope of: $\frac{-3 - (-3)}{1 - (-3)} = \frac{-3 + 3}{1 + 3} = \frac{0}{4} = 0$

\overline{KL} has a slope of: $\frac{1 - 1}{2 - (-4)} = \frac{0}{6} = 0$

\overline{JM} and \overline{KL} have the same slope, so they are parallel.

\overline{KJ} has a slope of: $\frac{-3 - 1}{-3 - (-4)} = \frac{-4}{-3 + 4} = \frac{-4}{1} = -4$

\overline{LM} has a slope of: $\frac{-3 - 1}{1 - 2} = \frac{-4}{-1} = 4$

\overline{KJ} and \overline{LM} have the different slopes, so they are not parallel.

Quadrilateral JKLM is a trapezoid since it has one pair of parallel sides and one pair that is not parallel.

Chapter 35

TRIGONOMETRIC RATIOS

TRIGONOMETRY is used to find measures in triangles.

Trigonometry is from the Greek

- *trigonon* = triangle
- *metron* = measure

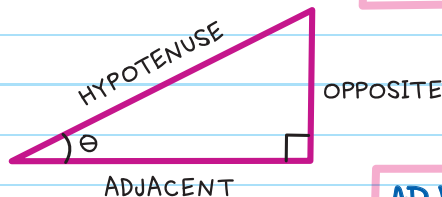
TRIGONOMETRY

the study of the relationship between side lengths and angles in triangles.

Important right triangle terms:

HYPOTENUSE the longest side

OPPOSITE the leg that is opposite angle θ



θ (**THETA**) is a Greek letter used to represent an angle.

ADJACENT the leg that is next to angle θ

The trigonometric functions **SINE (SIN)**, **COSINE (COS)**, and **TANGENT (TAN)** are each a ratio of sides of a right triangle. They are used to find unknown angle measures or side lengths of a right triangle.

Sine:

$$\sin \theta = \frac{\text{opposite}}{\text{hypotenuse}}$$

Cosine:

$$\cos \theta = \frac{\text{adjacent}}{\text{hypotenuse}}$$

Tangent:

$$\tan \theta = \frac{\text{opposite}}{\text{adjacent}}$$



Remember the trigonometric functions by using:

SOH-CAH-TOA

Sin = Opposite/Hypotenuse

Cos = Adjacent/Hypotenuse

Tan = Opposite/Adjacent

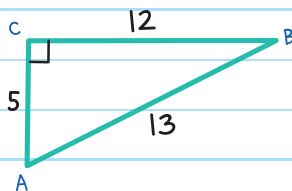
OR

SOH-CAH-TOA

Sam's Old Hairy Cat Ate His Tub Of Applesauce.



EXAMPLE: Find $\sin A$, $\cos A$,
 $\tan A$, $\sin B$, $\cos B$, and $\tan B$.



$$\sin A = \frac{\text{opposite } \angle A}{\text{hypotenuse}} = \frac{12}{13}$$

$$\cos A = \frac{\text{adjacent to } \angle A}{\text{hypotenuse}} = \frac{5}{13}$$

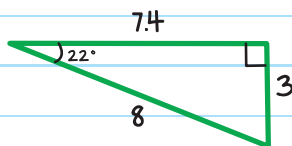
$$\tan A = \frac{\text{opposite } \angle A}{\text{adjacent to } \angle A} = \frac{12}{5}$$

$$\sin B = \frac{\text{opposite } \angle B}{\text{hypotenuse}} = \frac{5}{13}$$

$$\cos B = \frac{\text{adjacent to } \angle B}{\text{hypotenuse}} = \frac{12}{13}$$

$$\tan B = \frac{\text{opposite } \angle B}{\text{adjacent to } \angle B} = \frac{5}{12}$$

EXAMPLE: Find $\sin 22^\circ$.



$$\sin 22^\circ = \frac{\text{opposite}}{\text{hypotenuse}} = \frac{3}{8}$$



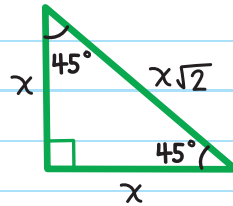
SPECIAL RIGHT TRIANGLES

A special right triangle is a triangle with a feature (angle or side length) measure that makes calculations easier or for which formulas exist. The two most common right triangle measurements are:

45°-45°-90°

$$\text{hypotenuse} = \text{leg} \times \sqrt{2}$$

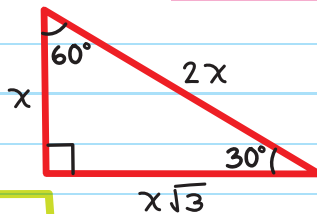
All 45°-45°-90° triangles are similar.



RATIO OF SIDES
1 : 1 : $\sqrt{2}$

45°-45°-90° is an isosceles right triangle.

30°-60°-90°



RATIO OF SIDES
1 : 2 : $\sqrt{3}$

opposite larger angle (60°)

opposite smaller angle (30°)

$$\text{longer leg} = \text{shorter leg} \times \sqrt{3}$$

$$\text{hypotenuse} = \text{shorter leg} \times 2$$

All 30°-60°-90° triangles are similar.

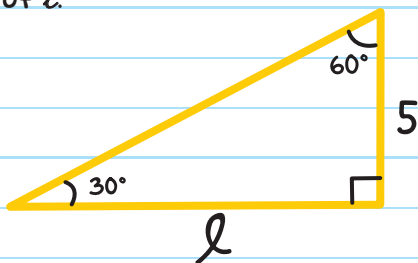
EXAMPLE: Find the value of l .

Given:

longer leg = l

shorter leg = 5

Angles = $30^\circ, 60^\circ, 90^\circ$



Using the ratio of a $30^\circ-60^\circ-90^\circ$ triangle,

longer leg = shorter leg $\times \sqrt{3}$

$$l = 5\sqrt{3}$$

SINCE WE ARE GIVEN
"LONGER LEG" AND
"SHORTER LEG" VALUES,
USE THIS EQUATION.




EXAMPLE: Find the value of k .

Given:

The shorter leg = k

The hypotenuse = 17

Angles = 30° , 60° , 90°



Using the ratio of a 30° - 60° - 90° triangle,


hypotenuse = shorter leg $\times 2$

$$17 = k \times 2$$

$$k = \frac{17}{2} = 8\frac{1}{2}$$

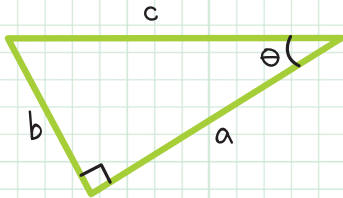
SINCE WE ARE GIVEN
"SHORTER LEG" AND
"HYPOTENUSE" VALUES,
USE THIS EQUATION.





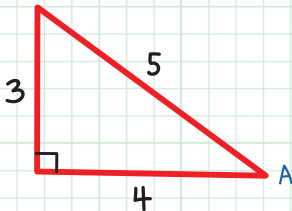
CHECK YOUR KNOWLEDGE

1. Find $\sin \theta$, $\cos \theta$, and $\tan \theta$.

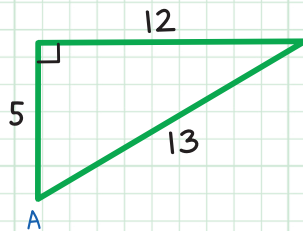


For questions 2-5, find $\sin A$, $\cos A$, and $\tan A$.

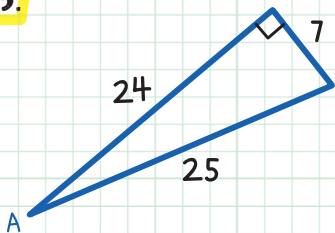
2.



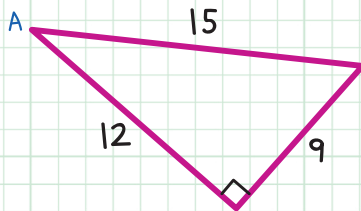
4.



3.

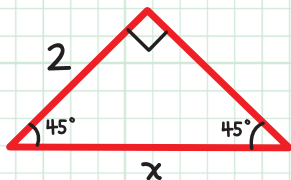


5.

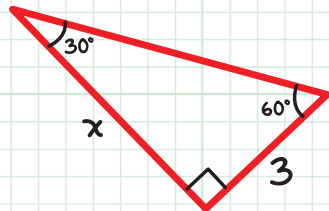


For questions 6–8, find the value of x .

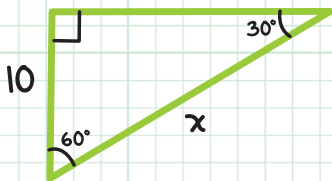
6.



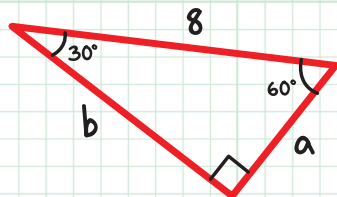
8.




7.



9. Find the values of a and b .



10. Caitlyn is fencing off a section of her garden. What is the length of fence needed to fence off the area shown?



CHECK YOUR ANSWERS



1. $\sin \theta = \frac{b}{c}$, $\cos \theta = \frac{a}{c}$, $\tan \theta = \frac{b}{a}$

2. $\sin A = \frac{3}{5}$, $\cos A = \frac{4}{5}$, $\tan A = \frac{3}{4}$

3. $\sin A = \frac{7}{25}$, $\cos A = \frac{24}{25}$, $\tan A = \frac{7}{24}$

4. $\sin A = \frac{12}{13}$, $\cos A = \frac{5}{13}$, $\tan A = \frac{12}{5}$

5. $\sin A = \frac{3}{5}$, $\cos A = \frac{4}{5}$, $\tan A = \frac{3}{4}$

6. $x = 2\sqrt{2}$

7. $x = 20$

8. $x = 3\sqrt{3}$

9. $a = 4$, $b = 4\sqrt{3}$

10. 100 ft

Chapter 36

LAWS OF SINES AND COSINES

The **LAWS OF SINES AND COSINES** are used to help find a triangle's unknown angle measures and side lengths.

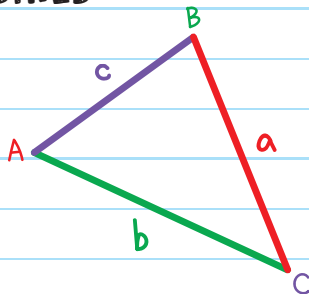
LAW OF SINES

The Law of Sines relates the side lengths of a non-right triangle to its angles using the sine function.

LAW OF SINES

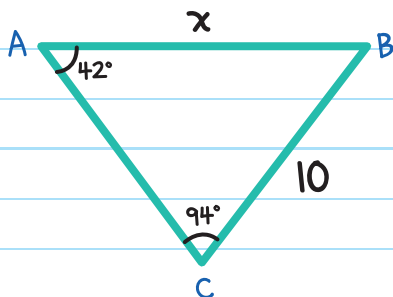
$$\frac{\sin A}{a} = \frac{\sin B}{b} = \frac{\sin C}{c}$$

$\angle A$, $\angle B$, and $\angle C$ are
opposite a , b , and c .



EXAMPLE: Find the value of x .

Use the Law of Sines with
 $\angle A = 42^\circ$, $a = 10$, $\angle C = 94^\circ$,
and $c = x$:



$$\frac{\sin A}{a} = \frac{\sin C}{c}$$

$$\frac{\sin 42^\circ}{10} = \frac{\sin 94^\circ}{x}$$

$$x \sin 42^\circ = 10 \sin 94^\circ$$

Cross multiply.

$$\frac{x \sin 42^\circ}{\sin 42^\circ} = \frac{10 \sin 94^\circ}{\sin 42^\circ}$$

Divide both sides by $\sin 42^\circ$.

$$x \approx 14.9$$

Use a calculator. Round to the nearest tenth.

approximately,
or about

Make sure your calculator
is in degree mode.



To find an unknown angle in a trigonometric function like $(\sin \theta = \frac{1}{2})$, use **INVERSE TRIGONOMETRIC FUNCTIONS**.

INVERSE TRIGONOMETRIC FUNCTIONS: These do the opposite of regular trigonometric functions. They are represented as \sin^{-1} , \cos^{-1} , \tan^{-1} .

*The -1 is not an exponent.
It just indicates "opposite of."*

If $\sin \theta = \frac{a}{c}$, the inverse sine function is $\sin^{-1}\left(\frac{a}{c}\right) = \theta$

If $\cos \theta = \frac{b}{c}$, the inverse cosine function is $\cos^{-1}\left(\frac{b}{c}\right) = \theta$

If $\tan \theta = \frac{a}{b}$, the inverse tangent function is $\tan^{-1}\left(\frac{a}{b}\right) = \theta$

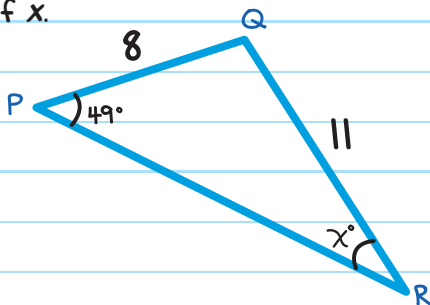
If you know the trigonometric ratio but not the angle, you can use the inverse function to find the angle.

So, if $\sin 30^\circ = \frac{1}{2}$, then $\sin^{-1}\left(\frac{1}{2}\right) = 30^\circ$.



EXAMPLE: Find the value of x .

Use the Law of Sines with
 $m\angle P = 49^\circ$, $p = 11$, $m\angle R = x^\circ$,
and $r = 8$.



$$\frac{\sin P}{p} = \frac{\sin R}{r}$$

$$\frac{\sin 49^\circ}{11} \quad \text{↔} \quad \frac{\sin x^\circ}{8}$$

$$8 \sin 49^\circ = 11 \sin x^\circ \quad \text{Cross multiply.}$$

$$\frac{8 \sin 49^\circ}{11} = \frac{11 \sin x^\circ}{11} \quad \text{Divide both sides by 11.}$$

$$\frac{8}{11} \sin 49^\circ = \sin x^\circ \quad \text{Simplify.}$$

$$\sin x^\circ = 0.5488 \dots \quad \text{Use a calculator.}$$

$$x = \sin^{-1}(0.5488) \quad \text{Use sine inverse } (\sin^{-1}).$$

$$x \approx 33.3 \quad \text{Use a calculator. Round to the nearest tenth.}$$

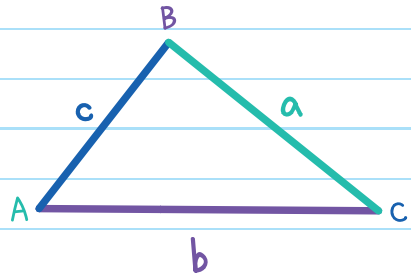
LAW OF COSINES

When we know the lengths of two sides of a triangle and the measure of the included angle, we can find the length of the third side using the **LAW OF COSINES**.

LAW OF COSINES

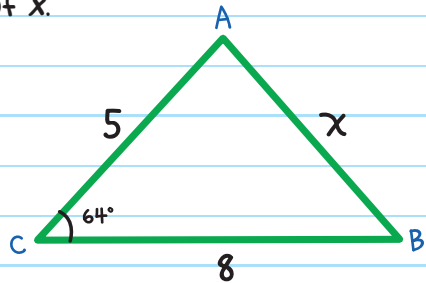
$$c^2 = a^2 + b^2 - 2ab \cos C$$

c (the side length)
is opposite angle C .



EXAMPLE: Find the value of x .

Use the Law of Cosines with
 $m\angle C = 64^\circ$, $c = x$, $a = 8$, and
 $b = 5$.



$$c^2 = a^2 + b^2 - 2ab \cos C$$

$$x^2 = 8^2 + 5^2 - 2(8)(5) \cos 64^\circ$$

$$x^2 = 64 + 25 - 80(0.43837) \dots$$

Use a calculator.

$$x^2 \approx 53.93$$

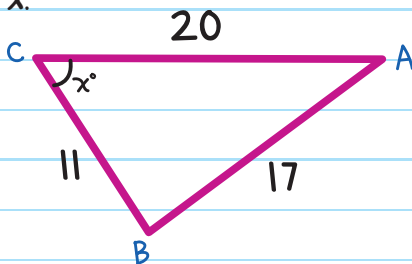
$$\sqrt{x^2} \approx \sqrt{53.93}$$

Square root of both sides.

$$x \approx 7.3$$

EXAMPLE: Find the value of x .

Use the Law of Cosines with $m\angle C = x^\circ$, $c = 17$, $a = 11$, and $b = 20$.



$$c^2 = a^2 + b^2 - 2ab \cos C$$

$$17^2 = 11^2 + 20^2 - 2 \times 11 \times 20 \cos x^\circ$$

$$289 = 121 + 400 - 440 \cos x^\circ$$

$$-232 = -440 \cos x^\circ$$


$$\frac{232}{440} = \cos x^\circ$$

$$x = \cos^{-1}\left(\frac{232}{440}\right)$$

Use the inverse cosine function.

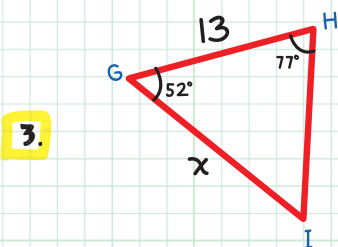
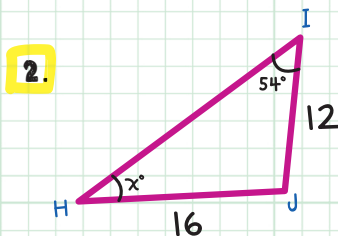
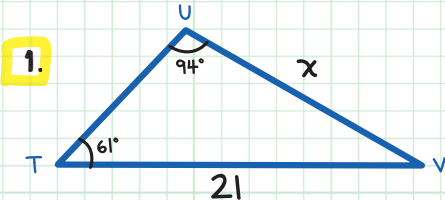
$$x \approx 58.2$$

Use a calculator. Round to the nearest tenth.

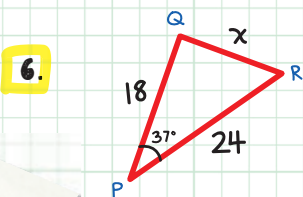
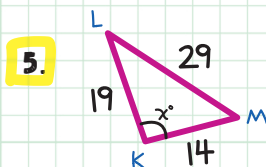
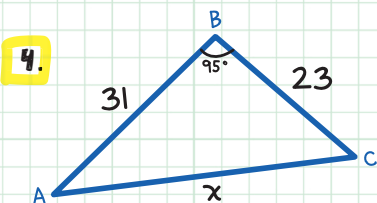


CHECK YOUR KNOWLEDGE

For questions 1-3, use the Law of Sines to find the value of x . Round your answer to the nearest tenth.



For questions 4-6, use the Law of Cosines to find the value of x . Round your answer to the nearest tenth.



CHECK YOUR ANSWERS



1. $\sin \frac{94}{21} = \sin \frac{61}{x}$; therefore, $x = 18.4$

2. $\sin \frac{54}{16} = \sin \frac{x}{12}$; therefore, $x = 37.4$

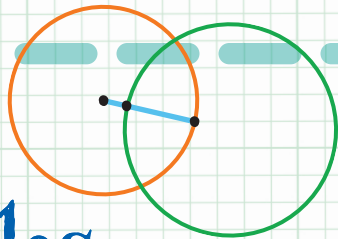
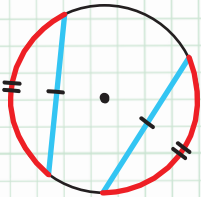

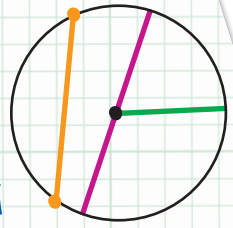
3. $\sin \frac{77}{x} = \sin \frac{51}{13}$; therefore, $x = 16.3$

4. $x^2 = 31^2 + 23^2 - 2(31)(23) \cos 95$; $x = 40.2$

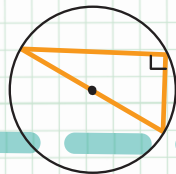
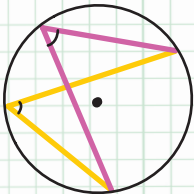
5. $29^2 = 14^2 + 19^2 - 2(14)(19) \cos x$; $x = 122.3$

6. $x^2 = 18^2 + 24^2 - 2(18)(24) \cos 37$; $x = 14.5$

Unit




Circles



Chapter 37

CIRCLE FUNDAMENTALS

A **CIRCLE** (\odot) is the set of all points on a plane that are an equal distance from a point called the **CENTER**.

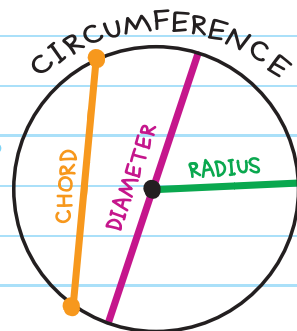


We name a circle using the center point. For example:
Circle P.

PARTS OF A CIRCLE

CIRCUMFERENCE (C): The distance around the circle (the perimeter).

CHORD: A line segment whose endpoints are on the circle.



DIAMETER (d): A chord that passes through the center of the circle. The diameter is twice the length of the radius.

$$\text{Formula: } d = 2r$$

RADIUS (r): A line segment that has one endpoint on the center and the other on the circle. The radius is half the length of the diameter:

$$\text{Formula: } r = \frac{1}{2} d$$

The terms **RADIUS** and **DIAMETER** describe segments of a circle as well as measures.

Pi (π): The ratio of a circle's circumference to its diameter:

$$\text{Formula: } \pi = \frac{\text{circumference}}{\text{diameter}} \text{ or } \pi = \frac{C}{d}$$

Because pi's exact value cannot be calculated, we use two approximations:

3.14 when you need a decimal

or

$\frac{22}{7}$ when you need a fraction

CIRCUMFERENCE

The circumference, C , of a circle is π times the diameter.

$$\text{Circumference} = \pi \times \text{diameter} \rightarrow C = \pi d$$

Because the diameter is twice the length of the radius, you can also find the circumference with this formula:

$$C = 2\pi r$$

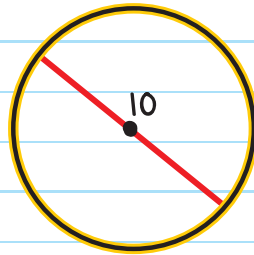
EXAMPLE: Find the circumference of the circle.

$$C = \pi d$$

$$= \pi(10)$$

$$= 10\pi$$

Write the number
before the pi symbol.

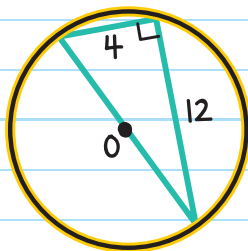


10π is the exact answer.

Since π is approximately 3.14, $10\pi \approx 10(3.14) = 31.4$.

EXAMPLE: Find the circumference of $\odot O$.

1. Find the diameter using the Pythagorean Theorem.



$$c^2 = a^2 + b^2$$

The diameter (d) is the hypotenuse of the triangle:

$$d^2 = 4^2 + 12^2$$

$$d^2 = 160$$

$$d = \sqrt{160}$$

$$d = \sqrt{160} = \sqrt{16 \times 10} = \sqrt{16} \times \sqrt{10} = 4\sqrt{10}$$

2. Use the information to find the circumference.

$$C = \pi d$$

$$= \pi(4\sqrt{10})$$

$$= 4\pi\sqrt{10} \approx 4(3.14)(\sqrt{10}) \approx 39.7$$

We can use what we know about the circumference of a circle to find the measures of other parts of the circle.

EXAMPLE: Find the radius and diameter of a circle with circumference 16π .

$$C = 2\pi r$$

$$\text{Diameter} = 2r$$

$$16\pi = 2\pi r$$

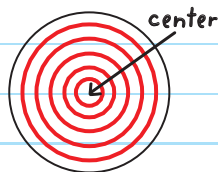
$$d = 2(8)$$

$$r = \frac{16\pi}{2\pi}$$


$$d = 16$$

$$r = 8$$

CONCENTRIC CIRCLES are circles with the same center.



EXAMPLE: Dani and Niki are running on a circular track. Dani runs in the inside lane, 64 meters from the center, while Niki runs in the outside lane, 74 meters from the center. They each run one complete lap. How much farther did Niki run than Dani? Round to the nearest tenth.



Find the distance each girl ran (the circumference of their track) and subtract.

Step 1: Find the distance Dani ran.

Dani's distance is the circumference of a circle with radius 64 m.

$$\begin{aligned}C &= 2\pi r \\ &= 2\pi(64) \\ &= 128\pi (\approx 402.1 \text{ m})\end{aligned}$$

Step 2: Find the distance Niki ran.

Niki's distance is the circumference of a circle with radius 74 m.

$$\begin{aligned}C &= 2\pi r \\ &= 2\pi(74) \\ &= 148\pi (\approx 464.9 \text{ m})\end{aligned}$$

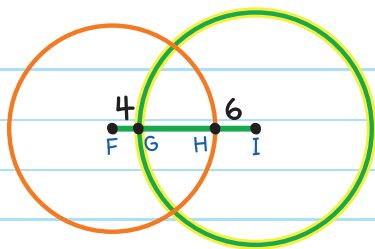
Step 3: Subtract.

$$148\pi - 128\pi = 20\pi \approx 62.8$$

Niki ran approximately 62.8 m more than Dani.



EXAMPLE: The circumference of $\odot I$ is 42π , $FG = 4$, and $HI = 6$. Find the circumference of $\odot F$.



To find the circumference of $\odot F$, we need to know FH , which means we need to first find GH .

We can find GH using $\odot I$ (since we know its circumference).

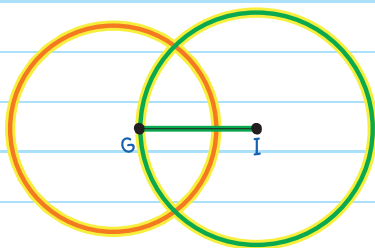
Step 1: Find GI , using $\odot I$.

$$C = 2\pi r$$

$$C = 42\pi$$

$$42\pi = 2\pi \times GI$$

radius of $\odot I$



$$\frac{42\cancel{\pi}}{2\cancel{\pi}} = \frac{2\cancel{\pi} \times GI}{2\cancel{\pi}}$$

Divide both sides by 2π . (The π 's will cancel out.)

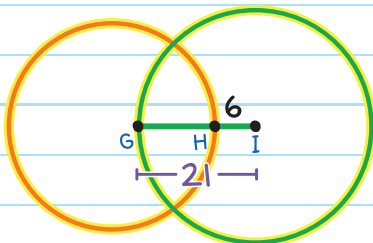
$$GI = 21$$

Step 2: Find GH .

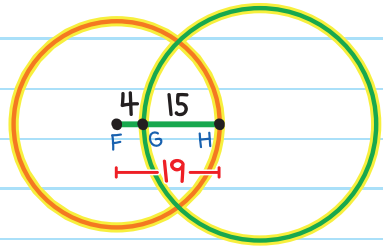
$$GI = GH + HI$$

$$21 = GH + 6$$

$$GH = 15$$



Step 3: Find the circumference of $\odot F$.




The radius of $\odot F$ is:

$$FG + GH = 4 + 15 = 19$$

The circumference of $\odot F$ is:

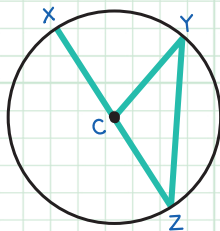
$$\begin{aligned} C &= 2\pi r \\ &= 2\pi(4) \\ &= 8\pi \end{aligned}$$





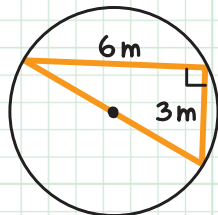
CHECK YOUR KNOWLEDGE

1. Name the center, a radius, a diameter, and a chord in $\odot C$.



2. Find the radius and diameter of a circle with circumference 51π .

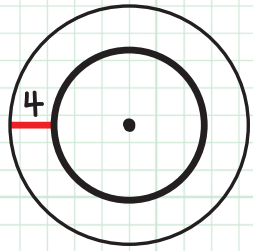
3. Find the circumference of the circle.



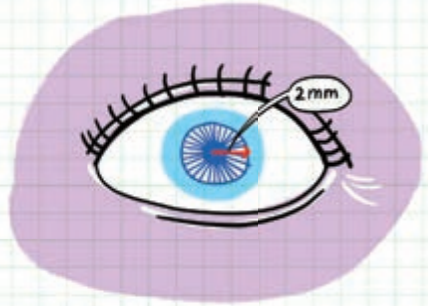
4. A hamster wheel has a 5-inch diameter. How many inches does the hamster travel per revolution (one complete turn)? Round to the nearest tenth.



5. The circumference of the larger circle in the concentric circles is 52π . Find the circumference of the smaller circle.

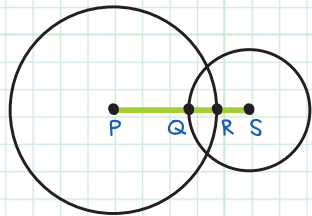


6. Outdoors, Keisha's pupil has a circumference of 3π mm. She walks indoors, and the radius of her pupil widens by 2 mm. What is the new circumference of her pupil?



Use the image below for questions 7 and 8.

The circumference of $\odot P$ is 16π and $PQ = 6$.



7. Find QR .
8. Find the circumference of $\odot S$ if $RS = 3$.

CHECK YOUR ANSWERS



1. Center: C ; radius: \overline{CX} , \overline{CY} , or \overline{CZ} ; diameter: \overline{XZ} ;
chord: \overline{YZ} or \overline{XZ}

2. $r = \frac{51}{2}$, $d = 51$

3. $d^2 = 6^2 + 3^2$, so $d = \sqrt{45} = 3\sqrt{5}$

$$C = \pi d = 3\pi\sqrt{5} \text{ m} \approx 21.1 \text{ m}$$

4. $C = \pi d = 5\pi \approx 15.7 \text{ in.}$

5. Larger circle:

$$C = 2\pi r$$

$$52\pi = 2\pi r$$

$$r = \frac{52\pi}{2\pi} = 26$$

Smaller circle:

$$r = 26 - 4 = 22$$

$$C = 2\pi r = 2\pi(22) = 44\pi \approx 138.2$$

6. Outdoors:

$$C = 2\pi r$$

$$3\pi = 2\pi r$$

$$r = \frac{3\pi}{2\pi} = 1.5$$

Indoors:

$$r = 1.5 + 2 = 3.5$$

$$C = 2\pi r = 2\pi(3.5) = 7\pi \text{ mm} \approx 22.0 \text{ mm}$$

7. $C = 2\pi r$

$$16\pi = 2\pi \times PR$$

$$PR = \frac{16\pi}{2\pi} = 8$$

$$QR = PR - PQ = 8 - 6 = 2$$

8. $QS = QR + RS = 2 + 3 = 5$

$$C = 2\pi \times QS = 2\pi(5) = 10\pi \approx 31.4$$

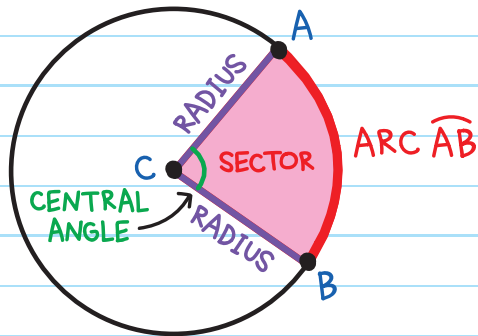
Chapter 38

CENTRAL ANGLES AND ARCS

A **CENTRAL ANGLE** is an angle that has its vertex on the center of a circle. The segments forming the central angle are radii of the circle.

An **ARC** is a part of the circumference. We name an arc by its two endpoints under a $\widehat{\quad}$ symbol: \widehat{AB}

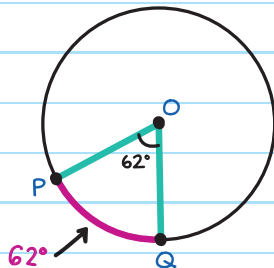
A **SECTOR** is a "slice" of the circle.



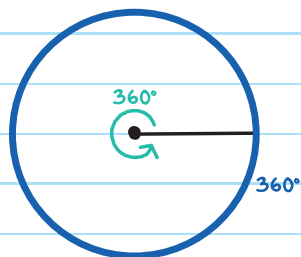
The **MEASURE OF AN ARC** is equal to the measure of its central angle.

$$m\angle POQ = 62^\circ, \text{ so } m\widehat{PQ} = 62^\circ$$

$m\widehat{PQ}$ is read as "the measure of arc \widehat{PQ} ."



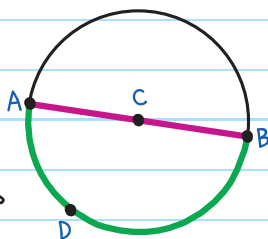
In an entire circle, the measure of the central angle is 360° and the measure of the arc is 360° .



An arc that is 180° is a **SEMICIRCLE**.

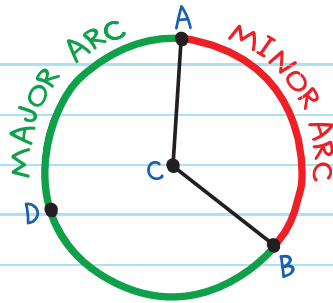
half a circle

$$m\widehat{ADB} = 180^\circ$$



MINOR ARC: smaller than a semicircle (less than 180°)

MAJOR ARC: larger than a semicircle (greater than 180°)



The minor arc is \widehat{AB} and the major arc is \widehat{ADB} .

Always use three letters to name a major arc.

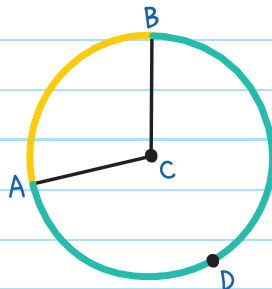
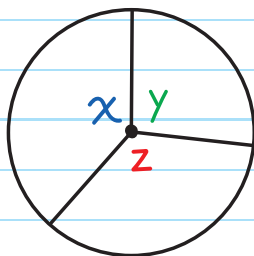
Since the measure of a circle is 360° :

Central angles equal 360° .

A minor arc and major arc of the same circle add to 360° .

$$x^\circ + y^\circ + z^\circ = 360^\circ$$

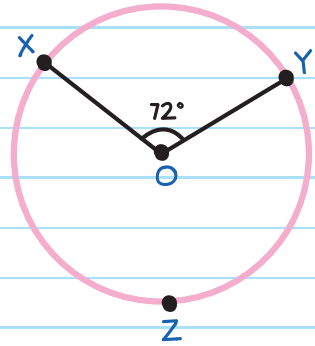
$$m\widehat{AB} + m\widehat{ADB} = 360^\circ$$



EXAMPLE: Find $m\widehat{XZY}$.

Since the measure of an arc is equal to the measure of its central angle,

$$m\widehat{XY} = m\angle XOY = 72^\circ$$



The minor arc and major arc add to 360° , so:

$$m\widehat{XY} + m\widehat{XZY} = 360^\circ$$

$$72^\circ + m\widehat{XZY} = 360^\circ$$

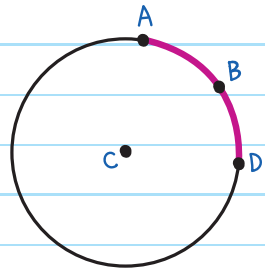
$$m\widehat{XZY} = 288^\circ$$

ADJACENT ARCS are next to each other. They share one endpoint.

ARC ADDITION POSTULATE

The sum of two adjacent arcs equals the total arc.

$$m\widehat{AD} = m\widehat{AB} + m\widehat{BD}$$



EXAMPLE: \overline{KN} is a diameter of $\odot P$. Find \widehat{LN} .

Since \widehat{KLN} is a semicircle, $m\widehat{KLN} = 180^\circ$.

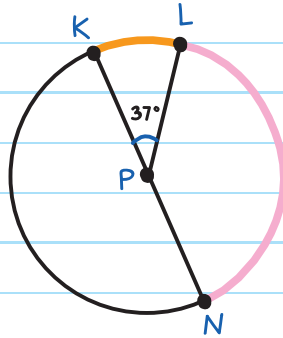
From the Arc Addition Postulate,

$$m\widehat{KL} + m\widehat{LN} = 180^\circ$$

$$m\angle KPL + m\widehat{LN} = 180^\circ$$

$$37^\circ + m\widehat{LN} = 180^\circ$$

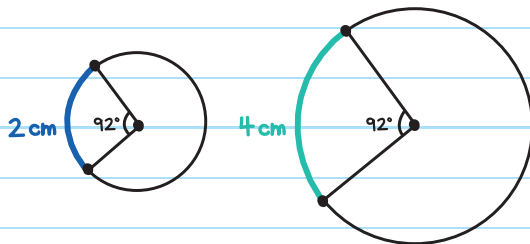
$$m\widehat{LN} = 143^\circ$$



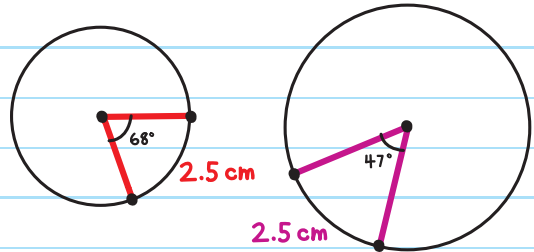
ARC LENGTH

ARC LENGTH is the length of an arc (the distance from endpoint to endpoint).

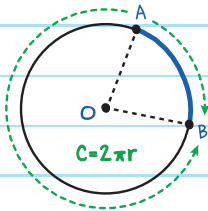
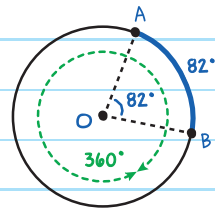
Two arcs can have the same measure but different lengths.



Two arcs can have the same length but different measures.



Arc measure is equal to the measure of the central angle.

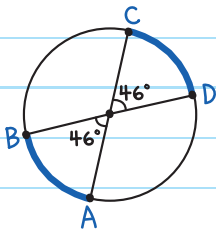


Arc length is a fraction of the circumference.

CONGRUENT ARCS are arcs that have the same measure and are in the same circle or congruent circles.

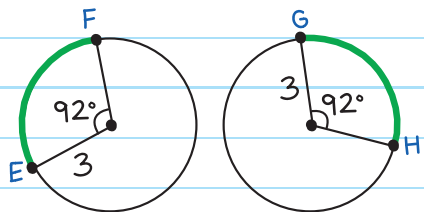
Two circles are congruent if they have the same radius.

CONGRUENT ARCS



$$\widehat{AB} \cong \widehat{CD}$$

CONGRUENT CIRCLES

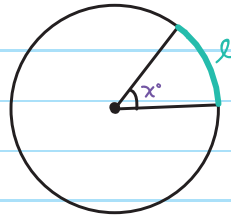


$$\widehat{EF} \cong \widehat{GH}$$

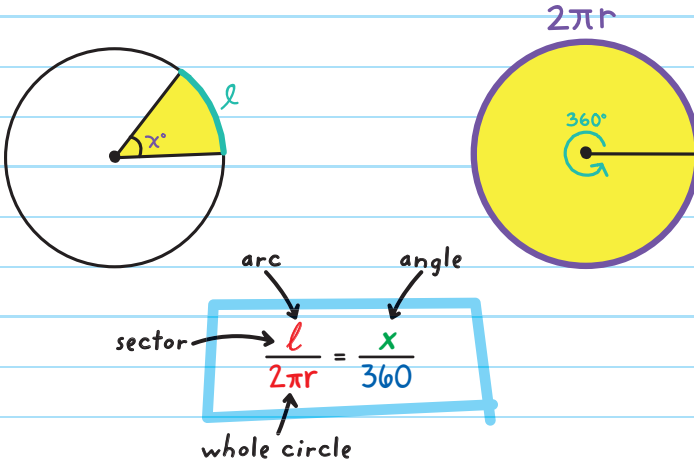
ARC LENGTH FORMULA

To calculate the ARC LENGTH (l) of a sector with central angle x° , use this formula:

$$l = \frac{x}{360} \times 2\pi r$$



Calculate the formula by writing a proportion that compares a portion of the circle (a sector) to the whole circle.



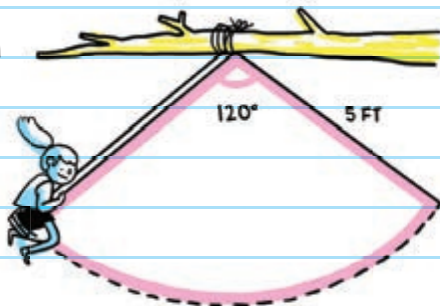
The measure of an arc length is equal to the measure of the central angle divided by 360 and multiplied by $2\pi r$:

$$\text{measure of the arc length} = \frac{\text{measure of the central angle}}{360} \times 2\pi r$$

$$l = \frac{x}{360} \times 2\pi r$$

EXAMPLE: Alexandra swings on a tree swing with a rope length of 5 feet.

If she swings through an angle of 120° , what is the distance she swings?



The length she swings is the arc length of a sector with central angle 120° .

$$l = \frac{x}{360} \times 2\pi r$$


Use the arc length formula with $x = 120$ and $r = 5$.

$$= \frac{120}{360} \times 2\pi(5)$$

Alexandra swings 10.5 feet.

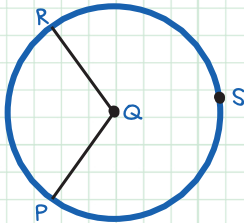
$$= \frac{10\pi}{3} \approx 10.5 \text{ ft}$$



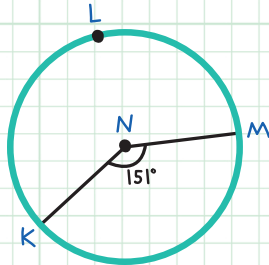


CHECK YOUR KNOWLEDGE

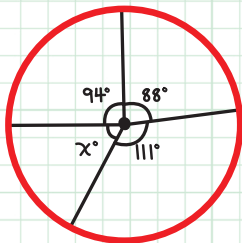
1. Name the major arc and minor arc of $\odot Q$.



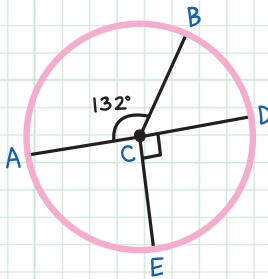
3. Find $m\widehat{KLM}$.



2. Find the measure of $\angle x$.



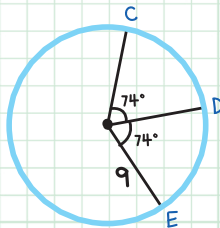
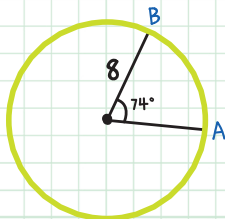
4. \overline{AD} is a diameter of $\odot C$. Find $m\widehat{BD}$.



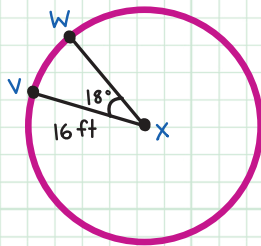
5. For parts A and B, tell whether each statement is true or false.

A. $\widehat{AB} \cong \widehat{CD}$

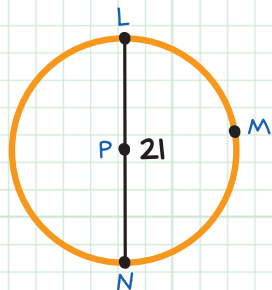
B. $\widehat{CD} \cong \widehat{DE}$



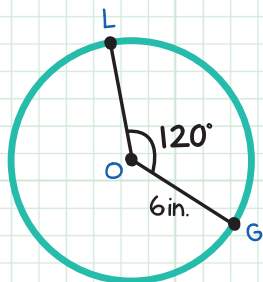
6. Find the length of \widehat{VW} .
Round your answer to the nearest tenth.



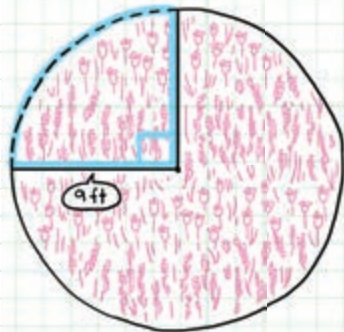
7. Find the length of \widehat{LMN} .



8. Find the length of \widehat{LG} .



9. Javier has a circular garden with a radius of 9 feet. He is placing a stone border around a quarter of the circumference (an arc of 90°). How many feet of stone will he need?



CHECK YOUR ANSWERS



1. Major arc \widehat{PSR} (or \widehat{RSP}), minor arc \widehat{PR} (or \widehat{RP})

2. $x = 67^\circ$

3. $m\widehat{KM} + m\widehat{KLM} = 360^\circ$
 $151^\circ + m\widehat{KLM} = 360^\circ$
 $m\widehat{KLM} = 209^\circ$

4. $m\widehat{BD} = 48^\circ$

5. **A.** False. The arcs must have the same measure AND be in either the same circle or congruent circles.

B. True. The arcs have the same measure and are in the same circle.

6. Length of $\widehat{VW} = \frac{18}{360} \times 2\pi(16)$
 $= \frac{8\pi}{5} \text{ ft} \approx 5.0 \text{ ft}$

$$\begin{aligned} \text{7. Length of } \widehat{LMN} &= \frac{180}{360} \times 2\pi(10.5) \\ &= \frac{21\pi}{2} \approx 33.0 \end{aligned}$$

$$\begin{aligned} \text{8. Length of } \widehat{LG} &= \frac{120}{360} \times 2\pi(6) \\ &= 4\pi \approx 12.6 \text{ in.} \end{aligned}$$

$$\begin{aligned} \text{9. Length of stone border} &= \frac{90}{360} \times 2\pi(9) \\ &= \frac{9\pi}{2} \approx 14.1 \text{ ft} \end{aligned}$$

Chapter 39

RADIANS

THE RADIAN

Another way to measure angles is using **RADIANS** (rad).

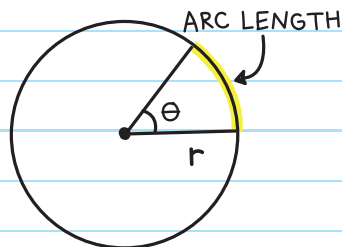
One **radian** is the measure of a central angle that has an arc length that is equal to the radius.

IT'S JUST ANOTHER UNIT FOR ANGLE MEASURE. LIKE MEASURING LENGTH IN FEET INSTEAD OF METERS.



arc length = radius (r)

$m\angle\theta = 1$ radian



Since $C = 2\pi r$, we know that there are 2π radii in the circumference of a circle.

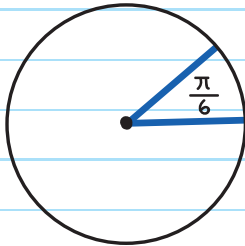
In a full circle, there are 2π radians.

$$2\pi \text{ radians} = 360^\circ$$

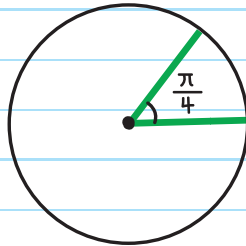
$$\pi \text{ radians} = 180^\circ$$

$$1 \text{ radian} = \frac{180^\circ}{\pi} \approx 57.3^\circ$$

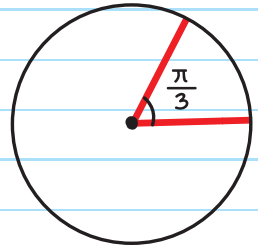
Common Radian Measures



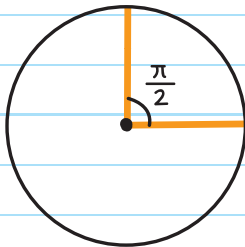
$$\frac{\pi}{6} \text{ rad} = 30^\circ$$



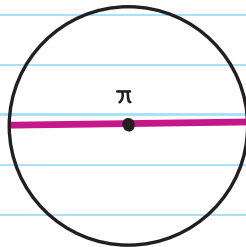
$$\frac{\pi}{4} \text{ rad} = 45^\circ$$



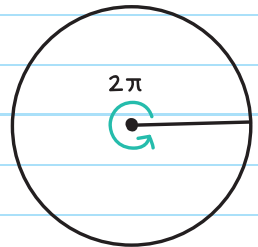
$$\frac{\pi}{3} \text{ rad} = 60^\circ$$



$$\frac{\pi}{2} \text{ rad} = 90^\circ$$



$$\pi \text{ rad} = 180^\circ$$



$$2\pi \text{ rad} = 360^\circ$$

CONVERTING DEGREES AND RADIANs

To convert radians to degrees, multiply by $\frac{180^\circ}{\pi}$.

To convert degrees to radians, multiply by $\frac{\pi}{180^\circ}$.

EXAMPLE: Convert 30° to radians.

Multiply 30° by $\frac{\pi}{180^\circ}$.


$$30^\circ \times \frac{\pi}{180^\circ}$$

$$\frac{30\pi}{180^\circ} = \frac{1\pi}{6} = \frac{\pi}{6}$$

EXAMPLE: Convert $\frac{3\pi}{2}$ to degrees.

Multiply $\frac{3\pi}{2}$ by $\frac{180^\circ}{\pi}$.

$$\frac{\overset{1}{\cancel{3\pi}}}{\underset{1}{2}} \times \frac{\overset{90}{\cancel{180^\circ}}}{\underset{1}{\cancel{\pi}}} = 3 \cdot 90^\circ = 270^\circ$$



CHECK YOUR KNOWLEDGE

For questions 1-5, convert the following measures to radians.

1. 180°

2. 330°

3. 75°

4. 45°

5. 110°

For questions 6-10, convert the following measures to degrees.

6. $\frac{5\pi}{6}$ rad

7. $\frac{\pi}{6}$ rad

8. $\frac{3\pi}{2}$ rad

9. $\frac{4\pi}{3}$ rad

10. $\frac{\pi}{12}$ rad

CHECK YOUR ANSWERS



1. π

2. $\frac{11\pi}{6}$

3. $\frac{5\pi}{12}$

4. $\frac{\pi}{4}$

5. $\frac{11\pi}{18}$

6. 150°

7. 30°

8. 270°

9. 240°

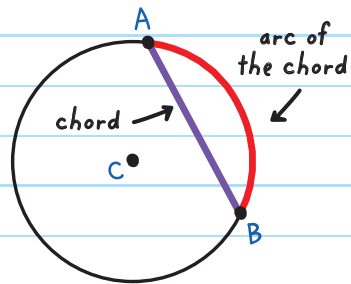
10. 15°

Chapter 40

ARCS AND CHORDS

A **CHORD** divides a circle into major and minor arcs (unless the chord is a diameter).

The minor arc is called the **ARC OF THE CHORD**.



Chord \overline{AB} has arc \overline{AB} .

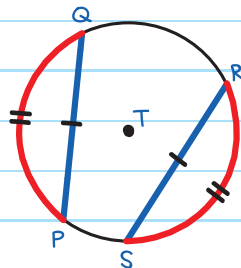
THEOREMS ABOUT CHORDS

In a circle or in congruent circles,
congruent chords have congruent arcs.

If $\overline{PQ} \cong \overline{RS}$, then $\overline{PQ} \cong \overline{RS}$.

The converse is also true:

If $\overline{PQ} \cong \overline{RS}$, then $\overline{PQ} \cong \overline{RS}$.

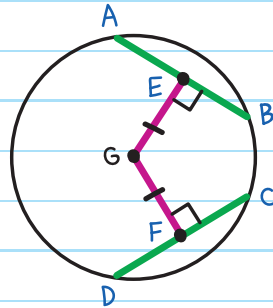


In a circle or in congruent circles, congruent chords are equidistant from the center.

If $\overline{AB} \cong \overline{CD}$, then $EG = FG$.

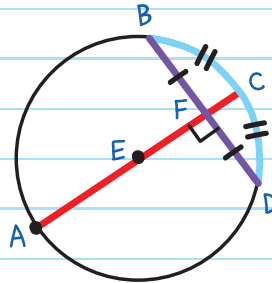
The converse is also true:

If $EG = FG$, then $\overline{AB} \cong \overline{CD}$.



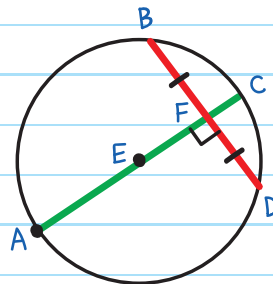
If a diameter is perpendicular to a chord, then it bisects the chord and its arc.

If $\overline{AC} \perp \overline{BD}$, then $\overline{BF} \cong \overline{FD}$
and $\widehat{BC} \cong \widehat{CD}$.



The perpendicular bisector of a chord is a diameter.

If \overline{AC} is a perpendicular bisector of \overline{BD} , then \overline{AC} is a diameter of $\odot E$.



EXAMPLE: In $\odot T$, $m\widehat{QR} = 177^\circ$
and $m\widehat{SP} = 33^\circ$.

Find $m\widehat{PQ}$ and $m\widehat{RS}$.

Since congruent chords (\overline{PQ} and \overline{RS}) have congruent arcs:

$$\widehat{RS} \cong \widehat{PQ} \text{ and } m\widehat{RS} = m\widehat{PQ}$$

The arcs in a circle add to 360° , so

$$m\widehat{PQ} + m\widehat{QR} + m\widehat{RS} + m\widehat{SP} = 360^\circ$$

$$m\widehat{PQ} + 177^\circ + m\widehat{PQ} + 33^\circ = 360^\circ$$

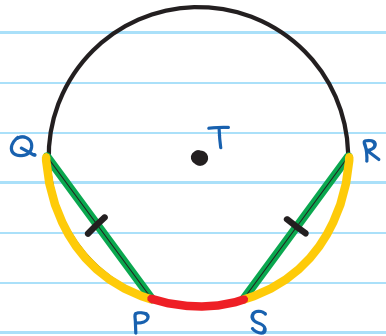
Since $m\widehat{RS} = m\widehat{PQ}$ and $m\widehat{SP} = 33^\circ$

$$m\widehat{PQ} + m\widehat{PQ} = 360^\circ - 177^\circ - 33^\circ$$

$$2 \times m\widehat{PQ} = 150^\circ$$

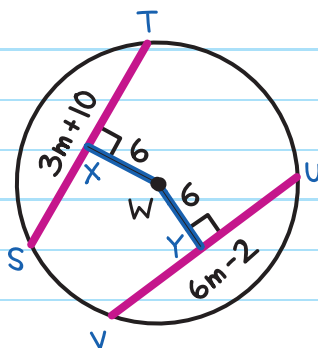
$$m\widehat{PQ} = 75^\circ$$

$$m\widehat{RS} = m\widehat{PQ} = 75^\circ$$



EXAMPLE: Find the length of \overline{ST} and \overline{UV} in $\odot W$.

Since \overline{ST} and \overline{UV} are equidistant to W , they are congruent and have equal measure:



$$ST = UV$$

$$3m + 10 = 6m - 2$$

$$12 = 3m$$

$$m = 4$$

$$\text{Therefore, } ST = 3m + 10 = 3(4) + 10 = 22$$

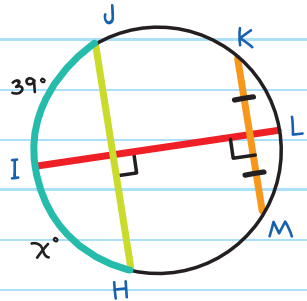
$$UV = 6m - 2 = 6(4) - 2 = 22$$

Since $ST = UV$,
we know our
calculations
are correct.



EXAMPLE: Find the value of x .

We know \overline{IL} is a diameter of the circle since it is a perpendicular bisector of \overline{KM} .



Since diameter \overline{IL} is perpendicular to \overline{JH} , it bisects arc \widehat{HJ} :

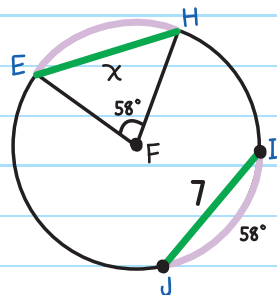
$$\widehat{IH} \cong \widehat{IJ}$$

$$m\widehat{IH} = m\widehat{IJ}$$

$$x = 39^\circ$$

EXAMPLE: Find the value of x in $\odot F$.

Since we know $m\widehat{EH} = m\angle EFH$, then $m\widehat{EH} = 58^\circ$, which means \widehat{EH} and \widehat{IJ} are congruent.




Since congruent arcs have congruent chords,

$$\overline{EH} \cong \overline{IJ}$$

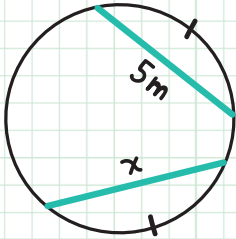
$$EH = IJ$$

$$x = 7$$

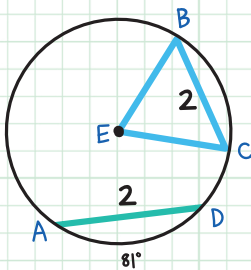


CHECK YOUR KNOWLEDGE

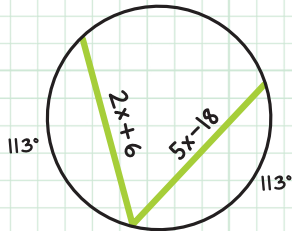
1. Find the value of x .



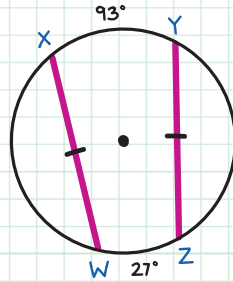
2. Find $m\angle BEC$.



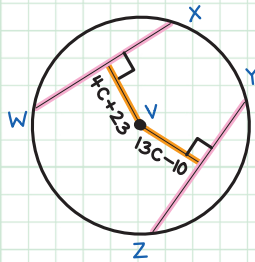
3. Find the value of x .



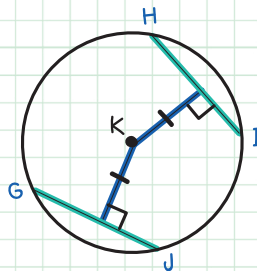
4. Find $m\widehat{WX}$ and $m\widehat{YZ}$.



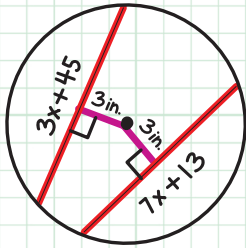
5. Find c if $\overline{WX} \cong \overline{YZ}$.



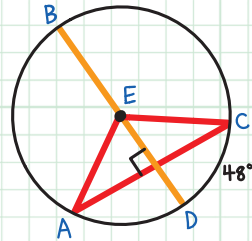
6. The length of \overline{GJ} is 7. Find the length of \overline{HI} .



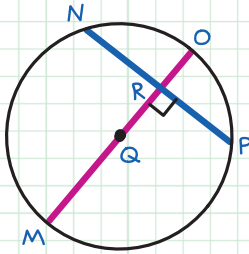
7. Find the value of x .



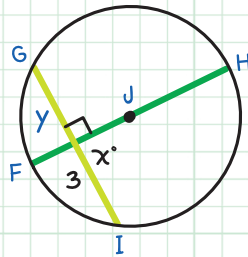
9. Find $m\angle AEC$.



8. Find the lengths of \overline{NR} and \overline{RP} if $NP = 31$.



10. Find the values of x and y so that \overline{FH} is a diameter of $\odot J$.



CHECK YOUR ANSWERS



1. $x = 5m$

2. $m\angle BEC = 81^\circ$

3. $2x + 6 = 5x - 18$; therefore, $x = 8$

4. $m\widehat{WX} = 120^\circ$, $m\widehat{YZ} = 120^\circ$

5. $4c + 23 = 13c - 10$; therefore, $c = \frac{11}{3}$

6. $\overline{HI} = 7$

7. $3x + 45 = 7x + 13$; therefore, $x = 8$

8. $\overline{NR} = \frac{31}{2}$, $\overline{RP} = \frac{31}{2}$

9. $m\angle AEC = 96^\circ$

10. $x = 90^\circ$, $y = 3$

Chapter 41

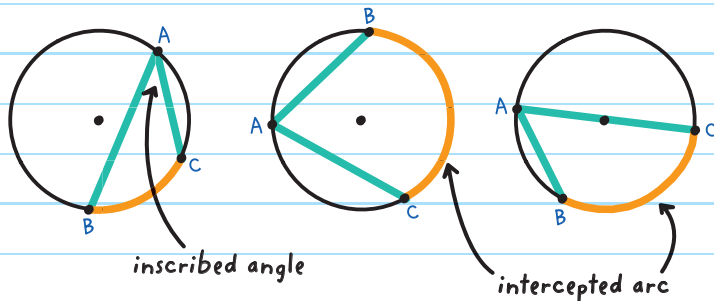
INSCRIBED ANGLES

An **INSCRIBED ANGLE** is formed by two intersecting chords with a vertex on the circle.

The **INTERCEPTED ARC** is the part of the circle that is in the interior of the inscribed angle.

The measure of an inscribed angle is half the measure of its intercepted arc.

$$m\angle A = \frac{1}{2} m\widehat{BC}$$



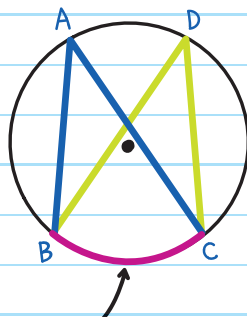
If two inscribed angles have the same intercepted arc, then those angles are congruent.

$$m\angle A = \frac{1}{2} m\angle \widehat{BC}$$

$$m\angle D = \frac{1}{2} m\angle \widehat{BC}$$

$$m\angle A = m\angle D$$

$$\angle A \cong \angle D$$



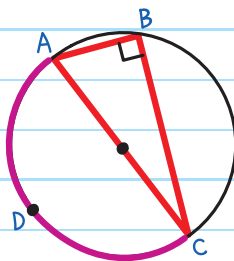
same intercepted arc

An angle inscribed in a semicircle is a right angle.

$$m\angle B = \frac{1}{2} m\widehat{ADC}$$

$$= \frac{1}{2} (180^\circ)$$

$$= 90^\circ$$

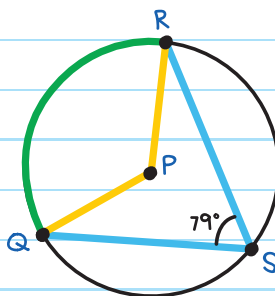


EXAMPLE: Find $m\angle QPR$, with P the center of the circle.

$$m\angle S = \frac{1}{2} m\widehat{QR}$$

$$79^\circ = \frac{1}{2} m\widehat{QR}$$

$$m\widehat{QR} = 158^\circ$$



Since the measure of arc \widehat{QR} is equal to the measure of its central angle $\angle QPR$:

$$m\angle QPR = 158^\circ$$

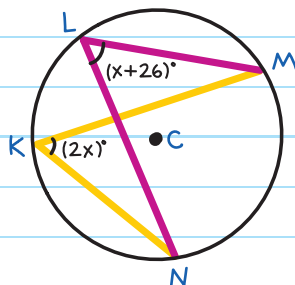
EXAMPLE: Find the values of x , $m\angle NKM$, and $m\angle NLM$.

Since $\angle K$ and $\angle L$ are inscribed angles with the same intercepted arc \widehat{NM} :

$$\angle K \cong \angle L$$

$$m\angle K = m\angle L$$

$$2x = x + 26$$



$$x = 26^\circ$$

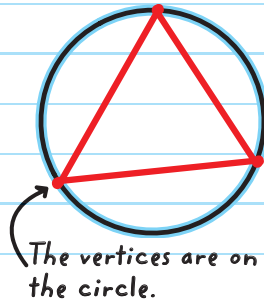
$$m\angle K = (2x)^\circ = (2 \times 26)^\circ = 52^\circ$$

$$m\angle L = (x + 26)^\circ = (26 + 26)^\circ = 52^\circ$$

Since $m\angle K = m\angle L$,
we know our calculations
are correct.

An **INSCRIBED SHAPE** is inside another shape, just touching the sides.

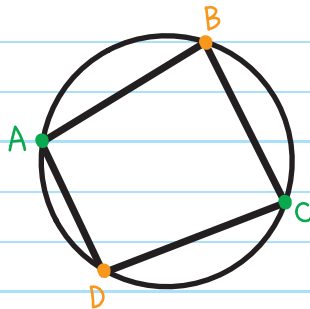
The triangle is inscribed in the circle.



If a quadrilateral is inscribed in a circle, then its opposite angles are supplementary.

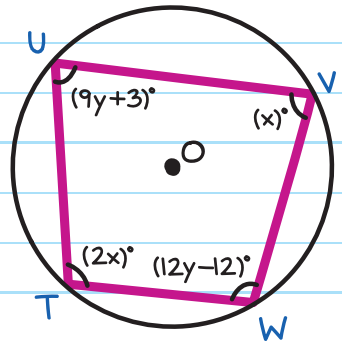
$\angle A$ and $\angle C$ are supplementary.

$\angle B$ and $\angle D$ are supplementary.



EXAMPLE: A necklace charm has a shape of a quadrilateral inscribed in a circle. Find $m\angle U$ and $m\angle V$.

Since the quadrilateral is inscribed in a circle, we know opposite angles are supplementary:



$$m\angle U + m\angle W = 180^\circ$$

$$(9y + 3) + (12y - 12) = 180$$

$$21y - 9 = 180$$


$$21y = 189$$

$$y = 9$$

$$m\angle U = (9y + 3)^\circ = (9 \times 9 + 3)^\circ = 84^\circ$$

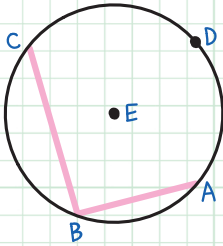
Since $84^\circ + 96^\circ = 180^\circ$
we know our calculations
are correct.

$$m\angle W = (12y - 12)^\circ = (12 \times 9 - 12)^\circ = 96^\circ$$

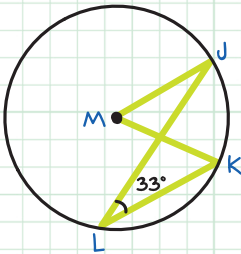


CHECK YOUR KNOWLEDGE

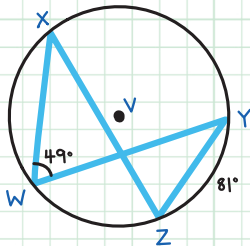
1. $m\angle ABC = 105^\circ$.
Find $m\widehat{CDA}$.



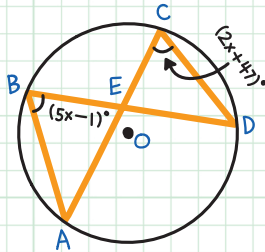
2. Find $m\angle JMK$.



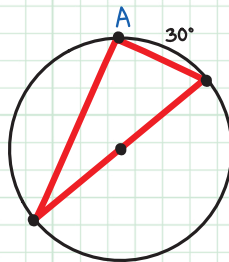
3. Find $m\angle Z$.



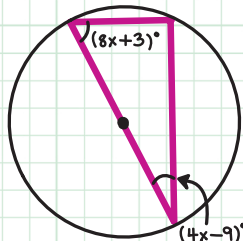
4. Find the value of x , $m\angle B$, and $m\angle C$.



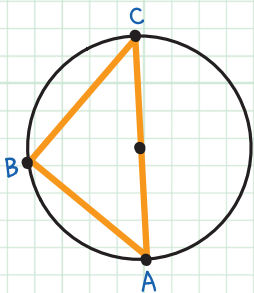
5. Find $m\angle A$.



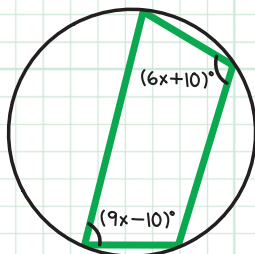
6. Find the value of x .



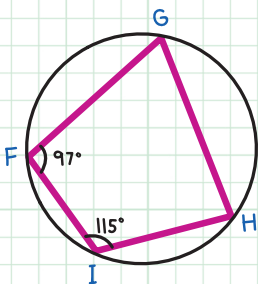
7. Find $m\angle A$, $m\angle B$, and $m\angle C$.



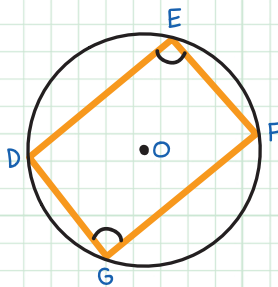
9. Find the value of x .



8. Find $m\angle G$ and $m\angle H$.



10. Find $m\angle E$ and $m\angle G$.



CHECK YOUR ANSWERS



1. $m\widehat{CDA} = 210^\circ$

2. $m\angle JMK = 66^\circ$

3. $m\angle Z = 49^\circ$

4. $5x - 1 = 2x + 47$; therefore, $x = 16$, $m\angle B = 79^\circ$, $m\angle C = 79^\circ$

5. $m\angle A = 90^\circ$

6. $(8x + 3) + (4x - 9) = 90$; therefore, $x = 8$

7. $m\angle A = 45^\circ$, $m\angle B = 90^\circ$, $m\angle C = 45^\circ$

8. $m\angle G = 65^\circ$, $m\angle H = 83^\circ$

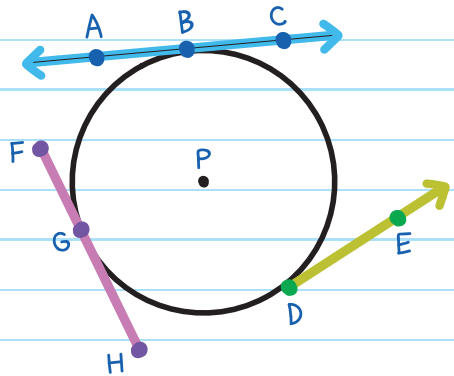
9. $(9x - 10) + (6x + 10) = 180$; therefore, $x = 12$

10. $m\angle E = 90^\circ$, $m\angle G = 90^\circ$

Chapter 42

TANGENTS

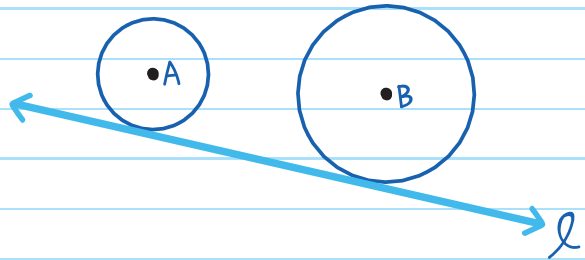
A **TANGENT** is a line, segment, or ray that intersects a circle in exactly one point (called the **POINT OF TANGENCY**).



\overleftrightarrow{AC} , \overleftrightarrow{DE} , and \overleftrightarrow{FH} are tangent to $\odot P$.

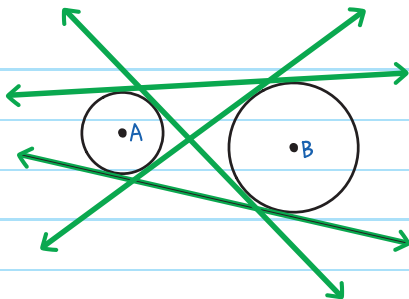
B, D, and G are the points of tangency.

Two circles have a **COMMON TANGENT** if a line is tangent to both circles.



Line l is a common tangent of $\odot A$ and $\odot B$.

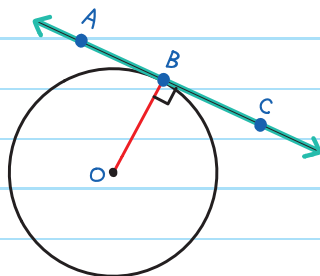
Circles can have more than one common tangent.



$\odot A$ and $\odot B$ have four common tangent lines.

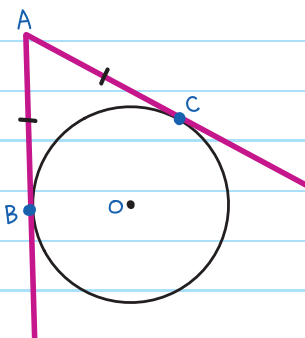
A line is tangent to a circle if and only if it is perpendicular to the radius drawn to the point of tangency.

\overleftrightarrow{AC} is tangent to $\odot O$ if and only if (iff) $\overline{OB} \perp \overleftrightarrow{AC}$.



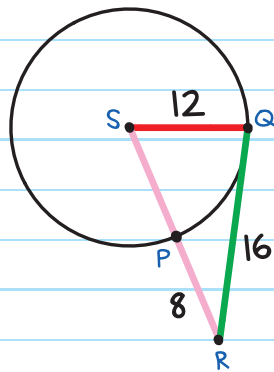
Tangent segments from the same point outside a circle are congruent.

If \overline{AB} and \overline{AC} are tangent to $\odot O$ at points B and C, then $\overline{AB} \cong \overline{AC}$.



EXAMPLE: Determine if \overline{QR} is a tangent to $\odot S$.

If $\overline{SQ} \perp \overline{QR}$, then \overline{QR} is a tangent. We can use the Pythagorean Theorem to check if $\triangle SQR$ is a right triangle.



1. Find the length of \overline{SR} .

$SP = 12$, since it is a radius of the circle.

$$SR = SP + PR$$

$$SR = 12 + 8 = 20$$

All radii of a circle are congruent.

$$SQ = 12, \text{ so } SP = 12$$

2. Check if $\triangle SQR$ is a right triangle:

$$a^2 + b^2 = c^2$$

$$SQ^2 + QR^2 = SR^2$$

$$12^2 + 16^2 = 20^2$$

$$144 + 256 = 400$$

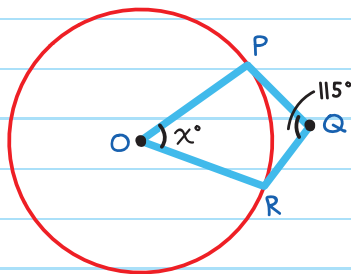
$$400 = 400 \checkmark$$

Since $SQ^2 + QR^2 = SR^2$, $\triangle SQR$ is a right triangle and $\overline{SQ} \perp \overline{QR}$.

Therefore, \overline{QR} is a tangent to $\odot S$.

EXAMPLE: Find the value of x given that \overline{PQ} and \overline{QR} are tangent to circle O and $m\angle Q = 115^\circ$.

Since \overline{PQ} and \overline{QR} are tangent to circle O , $\overline{OP} \perp \overline{PQ}$ and $\overline{OR} \perp \overline{RQ}$.



Therefore, $m\angle P = 90^\circ$ and $m\angle R = 90^\circ$.

Since the sum of the measures of a quadrilateral equals 360° ,

$$m\angle O + m\angle P + m\angle Q + m\angle R = 360^\circ$$

$$x + 90 + 115 + 90 = 360$$

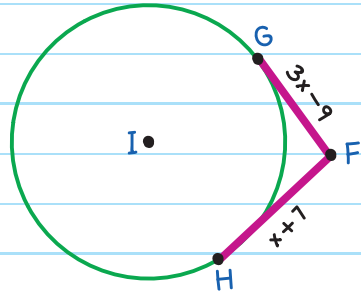
$$x + 295 = 360$$

$$x = 65$$

EXAMPLE: \overline{FG} and \overline{FH} are tangent to $\odot I$.

Find the value of x .

Since \overline{FG} and \overline{FH} are tangent to $\odot I$, they are congruent.




$$FG = FH$$

$$3x - 9 = x + 7$$

$$2x = 16$$

$$x = 8$$

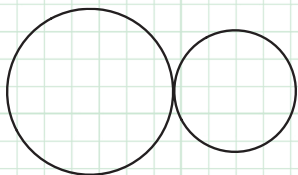




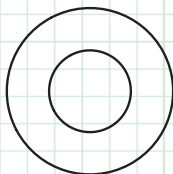
CHECK YOUR KNOWLEDGE

For questions 1 and 2, state whether the pairs of circles have a common tangent line. If so, state how many common tangents they have.

1.

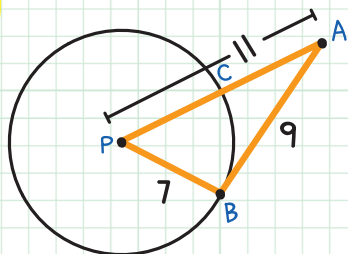


2.

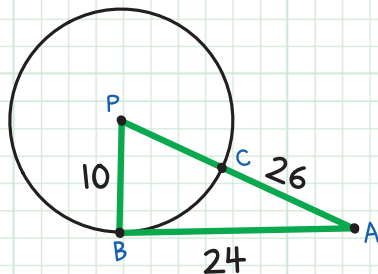


For questions 3 and 4, determine whether \overline{AB} is tangent to $\odot P$.

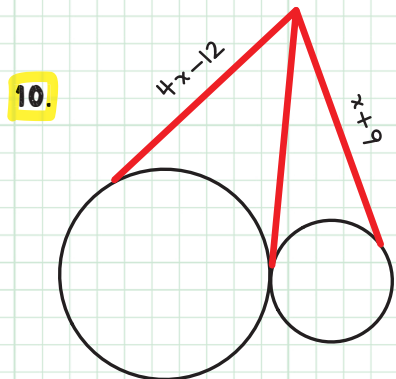
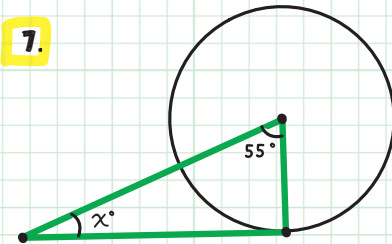
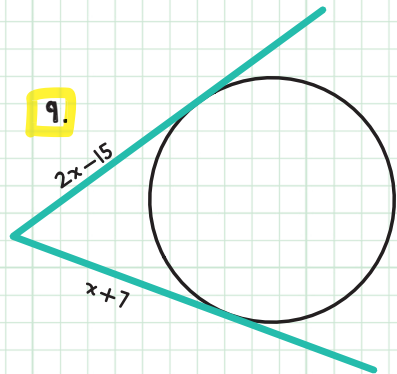
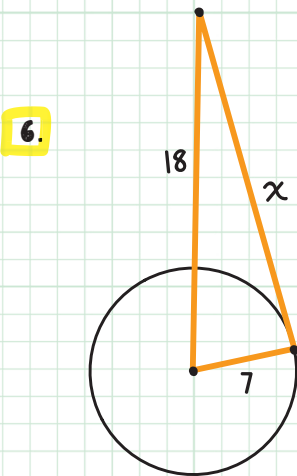
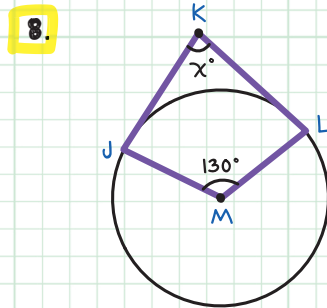
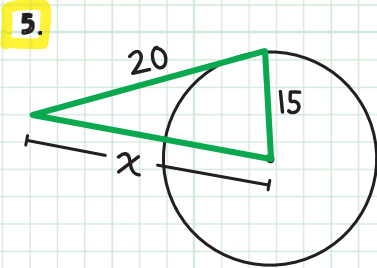
3.



4.



For questions 5-10, find the value of x . Assume segments that appear tangent are tangent.



CHECK YOUR ANSWERS



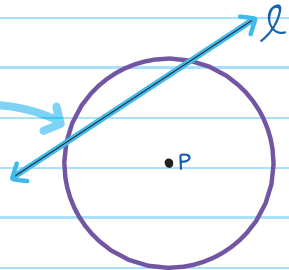
1. Yes, 3
2. No
3. No, $7^2 + 9^2 \neq 11^2$
4. Yes, $10^2 + 24^2 = 26^2$
5. $20^2 + 15^2 = x^2$; therefore, $x = 25$
6. $x^2 + 7^2 = 18^2$; therefore, $x = 16.6$, approximately
7. $x + 55 + 90 = 180$; therefore, $x = 35$
8. $x + 90 + 130 + 90 = 360$; therefore, $x = 50$
9. $2x - 15 = x + 7$; therefore, $x = 22$
10. $4x - 12 = x + 9$; therefore, $x = 7$

Chapter 43

SECANTS

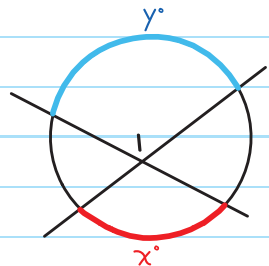
A **SECANT** is a line that intersects a circle at two points.

Line ℓ is a secant of $\odot P$.



When two secants intersect inside a circle:

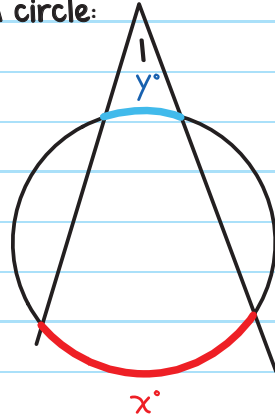
The measure of the angle that is formed is equal to one-half the sum of the intercepted arcs.



$$l = \frac{1}{2}(x^\circ + y^\circ)$$

When two secants intersect **outside** a circle:

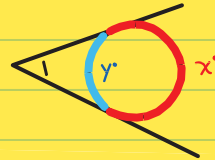
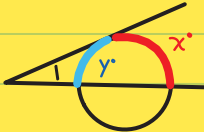
The measure of the angle that is formed is equal to one-half the difference of the far arc less the near arc.



$$\frac{1}{2}(x^\circ - y^\circ)$$

ALSO TRUE FOR:
A SECANT OR TANGENT

TWO TANGENTS



EXAMPLE: Find the value of x .

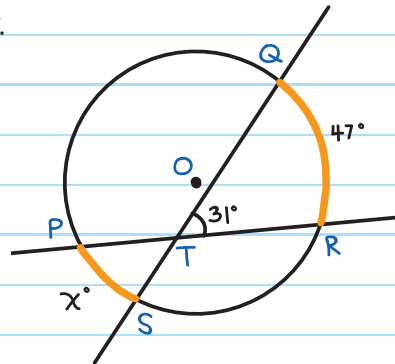
$$m\angle QTR = \frac{1}{2}(m\widehat{PS} + m\widehat{QR})$$

$$31 = \frac{1}{2}(x + 47)$$

$$62 = x + 47$$

$$x = 15^\circ$$

intersection
inside circle



EXAMPLE: Find $m\angle A$.

First, find $m\widehat{BCD}$:

$m\widehat{BCD} + m\widehat{BD} = 360^\circ$ (from
the Arc Addition Postulate)

$$m\widehat{BCD} + 135^\circ = 360^\circ$$

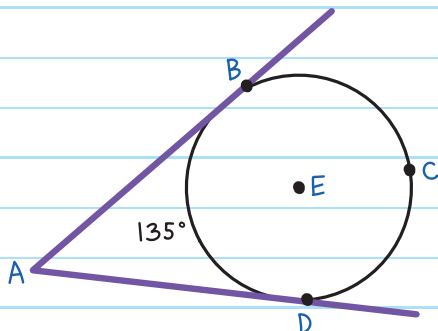
$$m\widehat{BCD} = 225^\circ$$

Then find $m\angle A$:

$$m\angle A = \frac{1}{2}(m\widehat{BCD} - m\widehat{BD})$$

$$= \frac{1}{2}(225^\circ - 135^\circ)$$

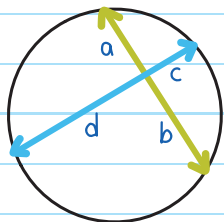
$$= \frac{1}{2}(90^\circ) = 45^\circ$$



intersection outside circle

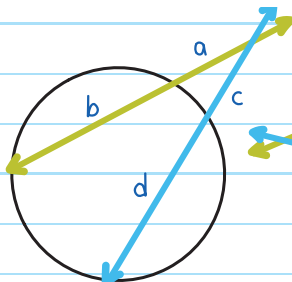


When secants and tangents intersect, their segment lengths have special properties.



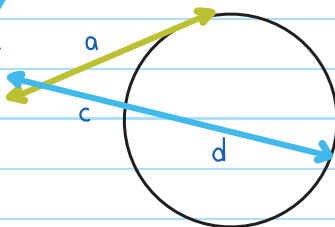
secants intersecting
within a circle

$$a \times b = c \times d$$



secants intersecting
outside a circle

$$a \times (a + b) = c \times (c + d)$$



tangent and secant
intersecting

$$a^2 = c \times (c + d)$$

EXAMPLE: Find the value of x .

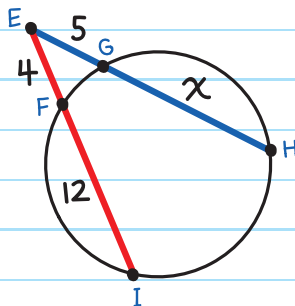
Use $a \times (a + b) = c \times (c + d)$


$$5(5 + x) = 4(4 + 12)$$

$$25 + 5x = 16 + 48$$

$$5x = 39$$

$$x = \frac{39}{5}$$

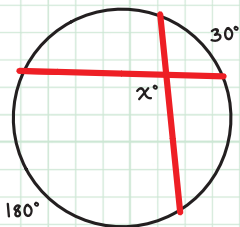




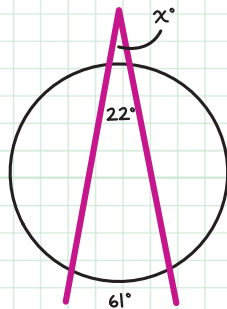
CHECK YOUR KNOWLEDGE

For questions 1-6, find the value of x . Assume that segments that appear tangent are tangent.

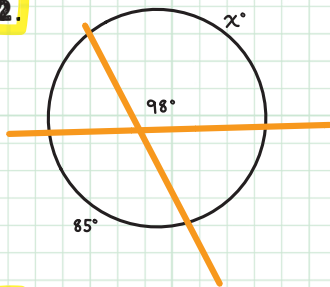
1.



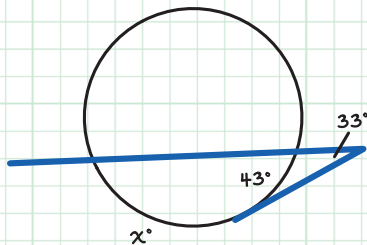
4.



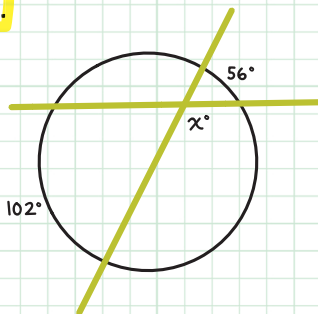
2.



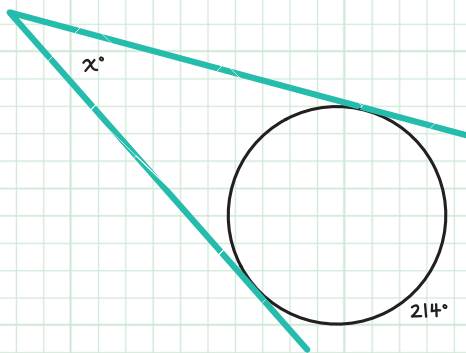
5.



3.



6.



CHECK YOUR ANSWERS



1. $x = \frac{1}{2}(30 + 180)$; therefore, $x = 105^\circ$

2. $98 = \frac{1}{2}(x + 85)$; therefore, $x = 111^\circ$

3. $180 - x = \frac{1}{2}(56 + 102)$; therefore, $x = 101^\circ$

4. $x = \frac{1}{2}(61 - 22)$; therefore, $x = \frac{39}{2} = 19.5^\circ$

5. $33 = \frac{1}{2}(x - 43)$; therefore, $x = 109^\circ$

6. $x = \frac{1}{2}(214 - 146)$; therefore, $x = 34^\circ$

Chapter 44

EQUATIONS OF CIRCLES

A circle can be graphed on a coordinate plane, using the coordinates of its center and radius.

WRITING AN EQUATION OF A CIRCLE WITH CENTER (0, 0)

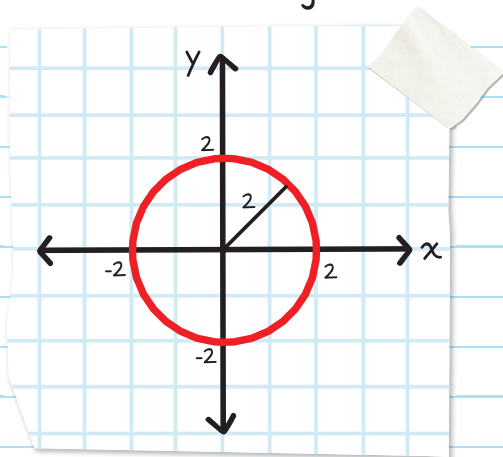
The equation of a circle with its center at the origin and radius r is:

$$x^2 + y^2 = r^2$$

Center: (0, 0)

Radius: 2

Equation: $x^2 + y^2 = 4$ ← 2^2

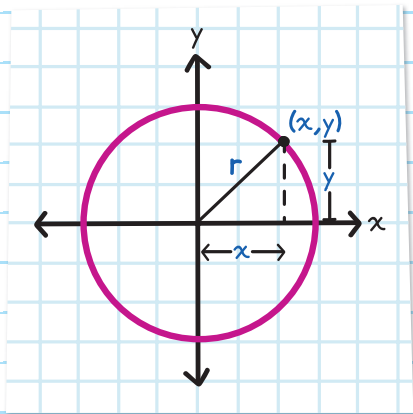


This equation can be reached using the Pythagorean Theorem.

For any point (x, y) on the circle,

$$x^2 + y^2 = r^2 \text{ (Pythagorean Theorem)}$$

The circle is the shape formed by all (x, y) points where $x^2 + y^2 = r^2$ is true.

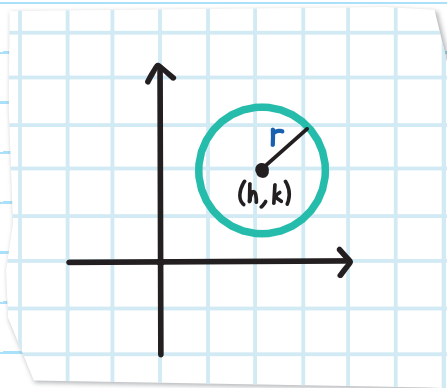


WRITING AN EQUATION OF A CIRCLE WITH CENTER (h, k)

If a circle's center is not at the origin, use the standard form equation:

$$(x - h)^2 + (y - k)^2 = r^2$$

↑
Pythagorean Theorem



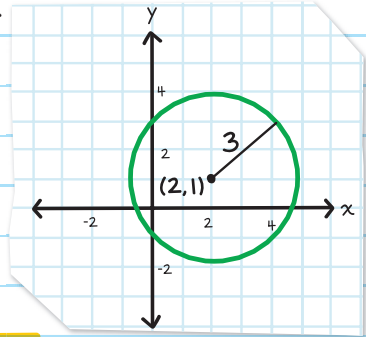
The center is (h, k) and the radius is r .

EXAMPLE: Find the equation of the circle.

Center: $(2, 1)$

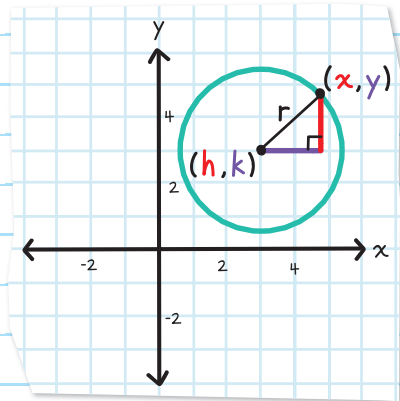
Radius: 3

Equation: $(x - 2)^2 + (y - 1)^2 = 9$ ← 3^2



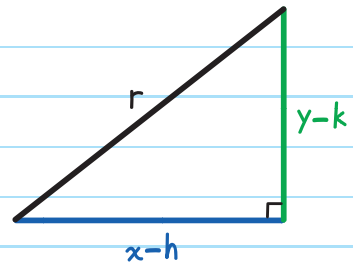
The equation for a circle with center (h, k) and radius r can be taken from the Pythagorean Theorem:

Draw a right triangle using a radius of the circle as the hypotenuse.



The length of the horizontal leg of the triangle is: $x - h$.

The length of the vertical leg of the triangle is: $y - k$.

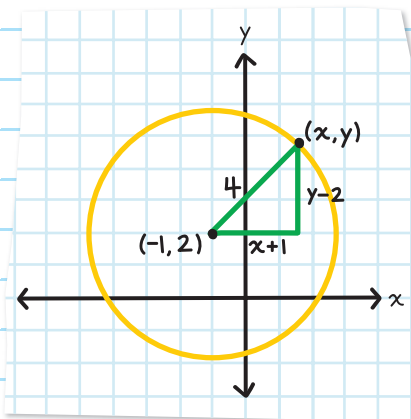


Using the Pythagorean Theorem,

$$(x - h)^2 + (y - k)^2 = r^2$$

EXAMPLE: Find the equation of the circle with center $(-1, 2)$ and radius 4.

Draw a right triangle using a radius of the circle as the hypotenuse. Label the endpoint of the radius (x, y) .



The length of the horizontal leg of the triangle is:

$$x - (-1) = x + 1$$

The length of the vertical leg of the triangle is: $y - 2$.

Using the Pythagorean Theorem,

$$(x - (-1))^2 + (y - 2)^2 = 4^2$$

$$(x + 1)^2 + (y - 2)^2 = 16 \quad \text{Simplify.}$$

To graph the circle above:

Step 1: Graph the center point $(-1, 2)$.

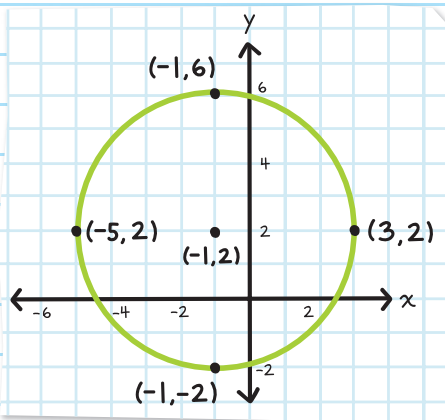
Step 2: Graph four points using the radius.

The radius is 4, so count 4 units up from the center.

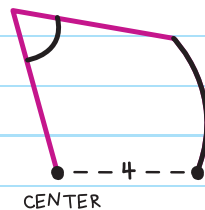
Plot point $(-1, 6)$.

Repeat counting
4 units down $(-1, -2)$,
right $(3, 2)$, and left
 $(-5, 2)$ from the center.

Step 3: Use a compass to connect the points.



You can also plot the center and one additional point 4 units away from the center. Then use your compass to draw a perfect circle.



CONVERTING TO STANDARD FORM

Equations of circles are not always in standard form.

We use the process of **COMPLETING THE SQUARE** to rewrite equations in standard form. Then we can find the center and radius more easily.

Completing the square is an algebraic process where a quadratic equation is rewritten as the sum or difference of a perfect square and a constant.

Completing the square for $x^2 + 6x + 4 = 0$

$$x^2 + 6x + 4 = 0$$

Step 1: Add/subtract so x -terms are on the left and constants (numbers without the x) on the right.

$$x^2 + 6x = -4$$

Step 2: Divide the number in front of x (x -coefficient) by 2 and square it. Add that number to both sides.

$$x^2 + 6x + \boxed{9} = -4 + \boxed{9}$$

\uparrow \uparrow
 $\left(\frac{6}{2}\right)^2$ $\left(\frac{6}{2}\right)^2$

Step 3: Simplify and write as a square (factor it).

$$(x + 3)^2 = 5$$

\uparrow
 $\frac{6}{2}$

EXAMPLE: Write the following equation in standard form.

$$x^2 + y^2 - 8x + 4y - 16 = 0$$

Since this equation has both x 's and y 's, we will complete the square for each variable.

Step 1: Get constants on the right.

$$x^2 + y^2 - 8x + 4y = 16$$

Group x -terms and y -terms together.

$$x^2 - 8x + y^2 + 4y = 16$$

Step 2: Divide the number in front of x by 2 and square it. Add it to both sides.

$$x^2 - 8x + \boxed{16} + y^2 + 4y = 16 + \boxed{16}$$

\uparrow
 $\left(\frac{-8}{2}\right)^2$



Divide the number in front of y by 2 and square it. Add it to both sides.

$$x^2 - 8x + 16 + y^2 + 4y + \boxed{4} = 16 + 16 + \boxed{4}$$

\uparrow
 $\left(\frac{4}{2}\right)^2$


Step 3: Simplify and write as squares.


$$(x - 4)^2 + (y + 2)^2 = 36$$

\uparrow \uparrow
 $\frac{-8}{2}$ $\frac{4}{2}$

The center is $(4, -2)$.

The radius is 6.





CHECK YOUR KNOWLEDGE

For questions 1 and 2, find the center and radius of the given circle. Then draw the graph.

1. $x^2 + (y - 3)^2 = 9$

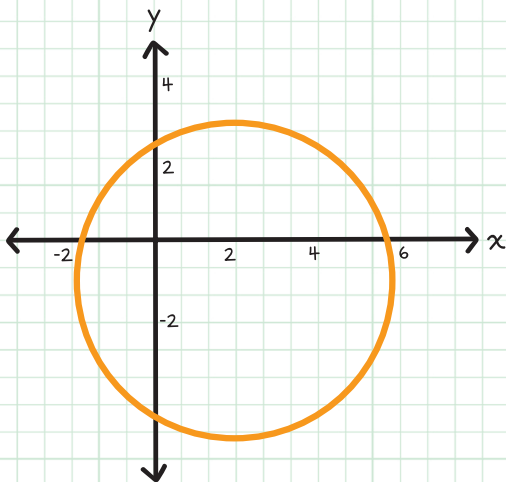
2. $(x + 2)^2 + (y + 1)^2 = 1$

For questions 3-5, write the equation of a circle with the given information or graph.

3. Center at the origin, radius 9

4. Center $(-5, 8)$, radius 6

5.



For questions 6 and 7, complete the square in the equation.

6. $x^2 + 8x + 5 = 0$

7. $x^2 - 14x - 8 = 3$

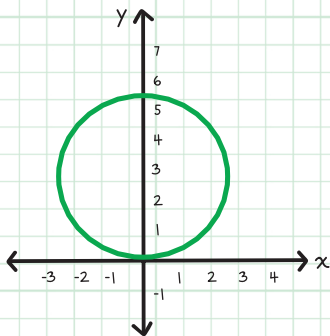
For questions 8 and 9, write the equation of the circle in standard form. Then find the center and radius and draw the graph.

8. $x^2 - 2x + y^2 + 2y - 14 = 0$

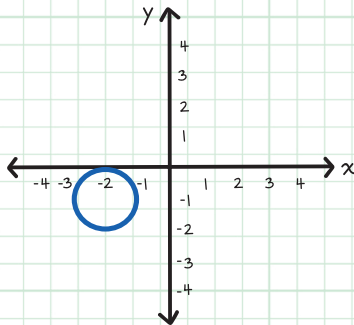
9. $x^2 + y^2 - 6x - 4y + 9 = 0$

CHECK YOUR ANSWERS

1. Center (0, 3), radius 3



2. Center (-2, -1), radius 1



3. $x^2 + y^2 = 81$

4. $(x + 5)^2 + (y - 8)^2 = 36$

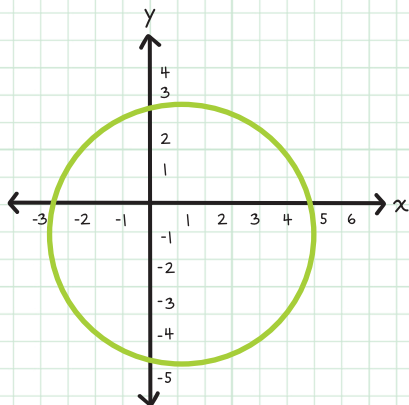
5. $(x - 2)^2 + (y + 1)^2 = 16$



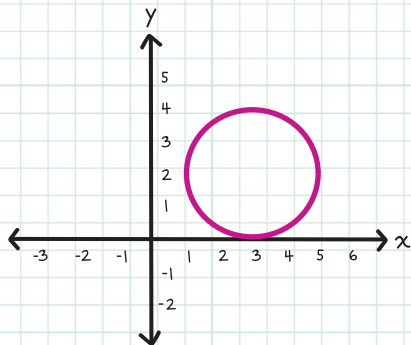
6. $(x + 4)^2 = 11$

7. $(x - 7)^2 = 60$

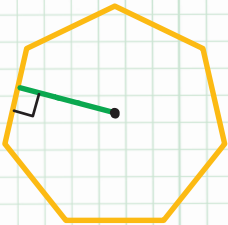
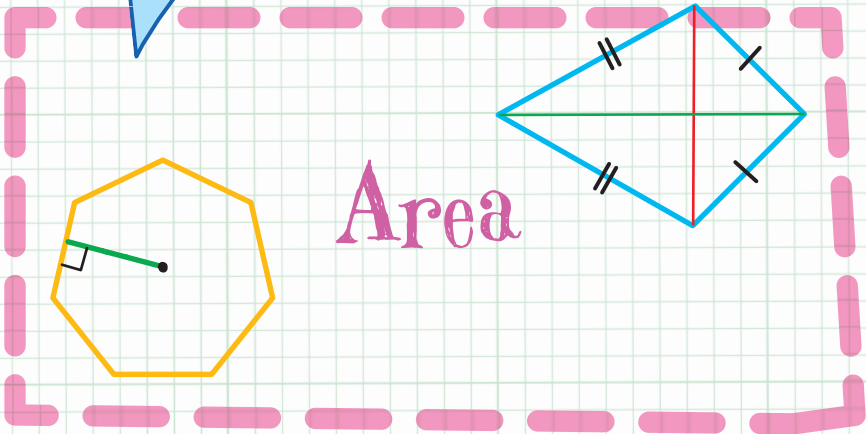
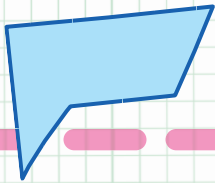
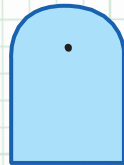

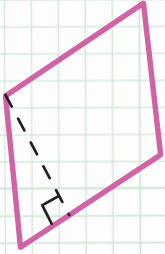
8. $(x - 1)^2 + (y + 1)^2 = 16$,
center (1, -1), radius 4



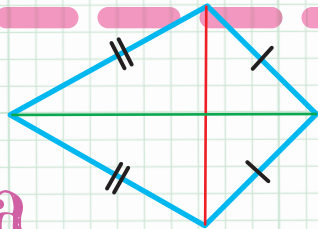
9. $(x - 3)^2 + (y - 2)^2 = 4$,
center (3, 2), radius 2



Unit



Area




Chapter 45

AREAS OF PARALLELOGRAMS AND TRIANGLES

AREA OF PARALLELOGRAMS

AREA (A) is the amount of space inside a two-dimensional object. Area is written in "units squared" or units^2 .

AREA OF A FIGURE is the number of equal-sized squares that the figure encloses.



An area of 18 square feet means that 18 squares, each with an area of 1 foot^2 can fit inside.

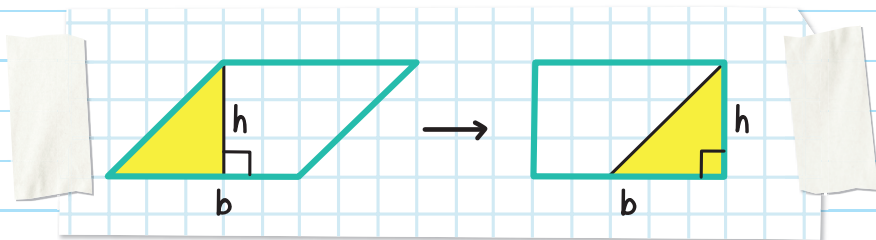
The **area of a parallelogram** is the length of the base times the height. (This formula applies to rectangles, rhombuses, and squares, too.)

$$A = \text{base} \times \text{height}$$

or

$$A = bh$$

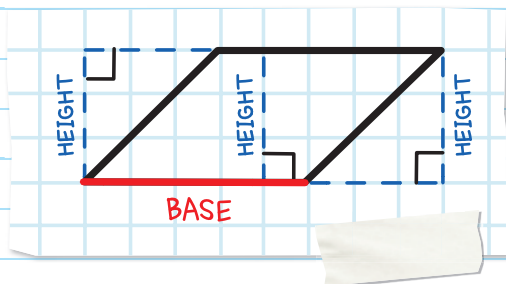
The formula for the area of a parallelogram is the same as the formula for the area of a rectangle because it is made up of the same parts. If we translate the shaded triangle in the parallelogram to the right, the parallelogram becomes a rectangle.



The base of the parallelogram is the length of the rectangle, and the height of the parallelogram is the width of the rectangle. The rectangle's area is:

$$A = lw = bh$$

Find the height of a parallelogram by drawing a perpendicular line from the line that contains the base to the line that contains the opposite side. This can be inside or outside the parallelogram.



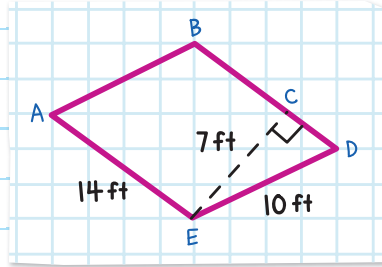
EXAMPLE: Find the area of the parallelogram.

Since a perpendicular line is drawn from \overline{AE} to \overline{BD} , use \overline{AE} as the base and \overline{EC} as the height.

$$A = bh$$

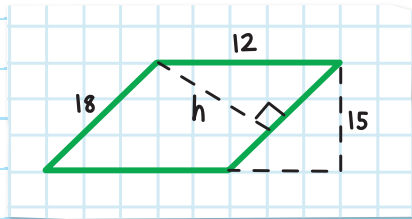
$$= 14 \times 7 = 98$$

$$A = 98 \text{ ft}^2$$



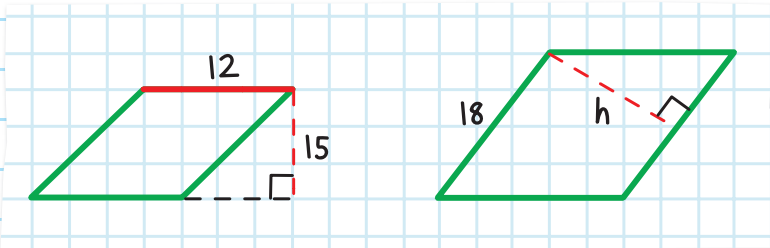
EXAMPLE: Find the value of h in the parallelogram.

The area of this parallelogram can be expressed by:



Using base = 12 and height = 15 OR

Using base = 18 and height = h



Since the area is same no matter what method we use:

$$\text{Area} = \text{Area}$$

$$bh = bh$$

$$12 \times 15 = 18h$$

$$h = 10$$



AREA OF TRIANGLES

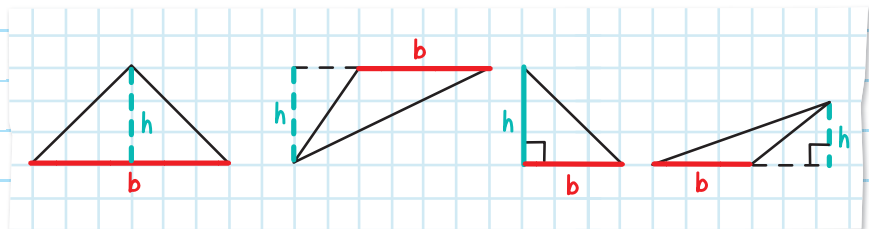
In order to calculate the area of a triangle, multiply $\frac{1}{2}$ by the length of the base times the height.

$$A = \frac{1}{2} \cdot \text{base} \cdot \text{height}$$

$$A = \frac{1}{2} \cdot bh \quad A = \frac{bh}{2}$$

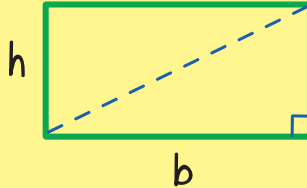
$b = \text{base}$
 $h = \text{height}$

The height is the length of the perpendicular line drawn from a vertex to the base. This can be inside or outside the triangle.



If you cut a rectangle in half diagonally, the area formed by the remaining triangle is only half as large as the area of the original rectangle—that's why the formula for the area of a triangle is:

$$A = \frac{bh}{2} \text{ OR } \frac{1}{2}bh$$

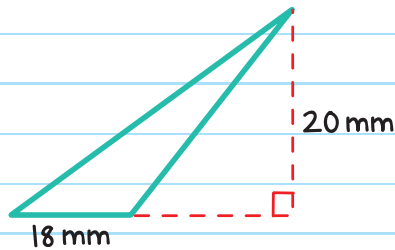


EXAMPLE: Find the area of the triangle.

$$A = \frac{bh}{2}$$

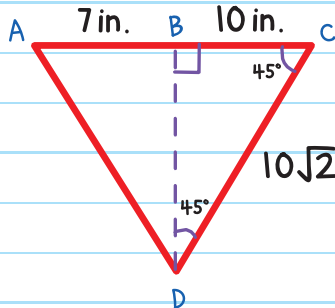
$$A = \frac{(18)(20)}{2} = 180$$

$$A = 180 \text{ mm}^2$$

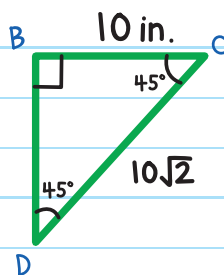


EXAMPLE: Find the area of the triangle.

Use $AC = 17$ for the base and BD for the height.



We can find the length
BD by using special right
triangle $45^\circ-45^\circ-90^\circ$:



The legs are congruent, so:

$$BD = BC$$

$$BD = 10 \text{ in.}$$


Now we have all the information we need to find the area,

$$A = \frac{bh}{2}$$

$$A = \frac{(17)(10)}{2} = 85$$

$$A = 85 \text{ in.}^2$$

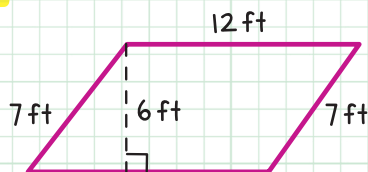




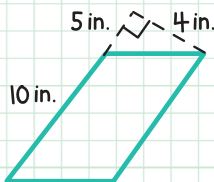
CHECK YOUR KNOWLEDGE

In questions 1 and 2, find the area of the parallelograms.

1.



2.



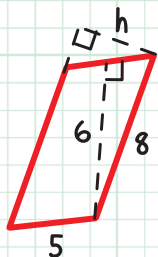
3. Ray puts force on a rectangular frame to attempt to move it, but instead he distorts the shape into a parallelogram. What is the area of the parallelogram?



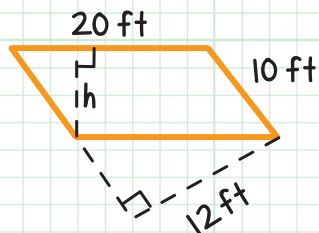
Hint: The side lengths do not change but the height does. Use special right triangle $45^\circ-45^\circ-90^\circ$ to find the height of the parallelogram.

In questions 4 and 5, find h in the parallelogram.

4.

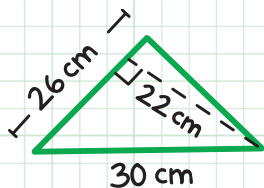


5.

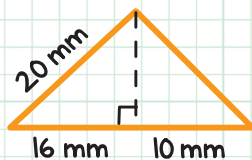


In questions 6-8, find the area of the triangles.

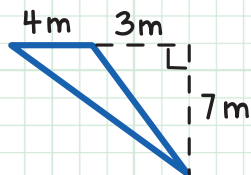
6.



7.



8.



CHECK YOUR ANSWERS



1. (Use the formula $A = bh = (12)(6)$.); 72 ft^2
2. (Use the formula $A = bh = (10)(4)$.); 40 in.^2
3. (Use the formula $A = bh = (12)(7)$.); 84 ft^2
4. (Use the formula $A = bh = 5(6) = 30$. Then substitute 30 back into the equation to find the value of h . $30 = 8h$.); $\frac{15}{4}$
5. (Use the formula $A = bh = 12(10) = 120$. Then substitute 120 into the equation to find the value of h . $120 = 20h$.); 6 ft^2
6. (Use the formula $A = \frac{1}{2}bh = \frac{1}{2}(22)(26)$.); 286 cm^2
7. (First find the height of the triangle $16^2 + h^2 = 20^2$, so $h = 12$. Then use the formula $A = \frac{1}{2}bh = \frac{1}{2}(16 + 10)(12)$.); 156 mm^2
8. (Use the formula $A = \frac{1}{2}bh = \frac{1}{2}(4)(7)$.); 14 m^2

Chapter 46

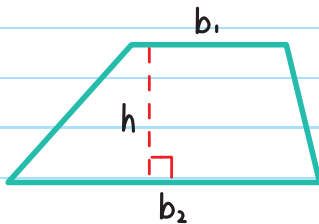
AREAS OF OTHER POLYGONS

AREAS OF TRAPEZOIDS

In order to calculate the area of a trapezoid, use the formula:

$$A = \frac{1}{2} h(b_1 + b_2)$$

h = height (the distance between the two bases)



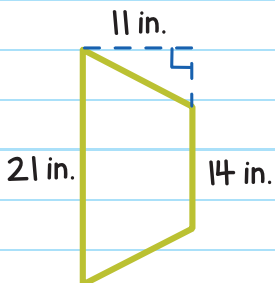
b_1 and b_2 are the lengths of the two bases (the parallel sides) in any order

EXAMPLE: Find the area of the trapezoid.

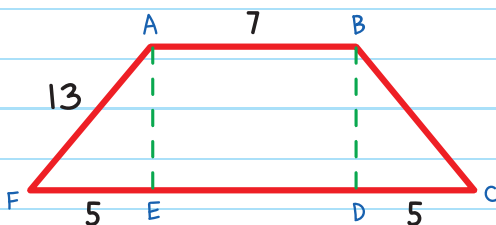
$$A = \frac{1}{2} h(b_1 + b_2)$$

$$= \frac{1}{2} (11)(21 + 14) = 192.5$$

$$A = 192.5 \text{ in.}^2$$



EXAMPLE: Find the area of the trapezoid.



Step 1: Find the height, AE .

Use $\triangle AEF$ and the Pythagorean Theorem to find height AE .

$$a^2 + b^2 = c^2$$

Or use Pythagorean triples.

$$FE^2 + AE^2 = AF^2$$

$$5^2 + h^2 = 13^2$$

$$h^2 = 144$$

$$h = 12$$

Step 2: Find the length of the bases.

\overline{AB} is one base, so $\overline{AB} = b_1 = 7$.

\overline{FC} is the other base, but we need to find ED in order to know the length of \overline{FC} .

$ABDE$ is a rectangle, therefore, $AB = ED$.

Opposite sides of a rectangle are equal in length.

$$\overline{FC} = FE + ED + DC$$

$$\overline{FC} = 5 + 7 + 5$$

$$= 17$$

$$b_2 = 17$$

Step 3: Find the area.

$$A = \frac{1}{2}h(b_1 + b_2)$$

$$= \frac{1}{2}(12)(7 + 17)$$

$$= \frac{1}{2}(12)(24)$$

$$= 144$$

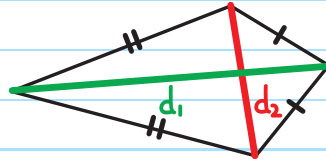
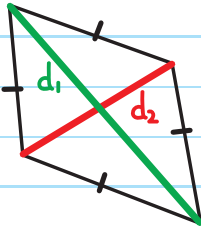
The area is 144.

AREAS OF RHOMBUSES AND KITES

To find the area of a rhombus or kite, use this formula:

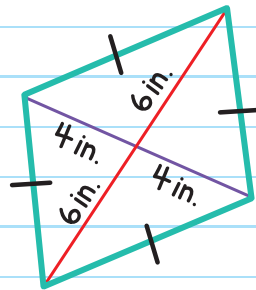
$$A = \frac{1}{2} d_1 d_2$$

d_1 and d_2 are the lengths of the two diagonals (in any order)



EXAMPLE: Find the area of the rhombus.

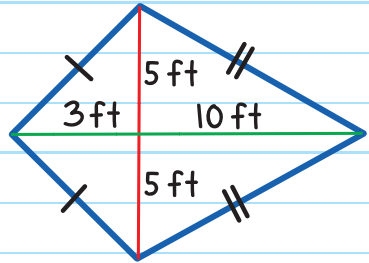
$$\begin{aligned} A &= \frac{1}{2} d_1 d_2 \\ &= \frac{1}{2} (6 + 6)(4 + 4) \\ &= \frac{1}{2} (12)(8) \\ &= 48 \end{aligned}$$



The area of the rhombus is 48 in.².

EXAMPLE: A large kite is being decorated with roses for a float in a parade.

If 30 roses per square foot are used to decorate the float, how many roses are needed for the kite?



First, find the area of the kite.

$$\begin{aligned} A &= \frac{1}{2} d_1 d_2 \\ &= \frac{1}{2} (13)(10) \\ &= \frac{1}{2} (130) \\ &= 65 \end{aligned}$$

Area of kite = 65 ft^2

Now we can find the number of roses needed.

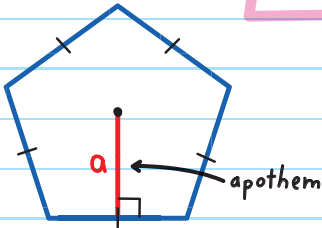
$$65 \text{ ft}^2 \left(\frac{30 \text{ roses}}{\text{ft}^2} \right) = 1950 \text{ roses}$$

1950 roses are needed to decorate the kite.

AREAS OF REGULAR POLYGONS

Use this formula to find the area of a regular polygon:

$$A = \frac{1}{2} aP$$



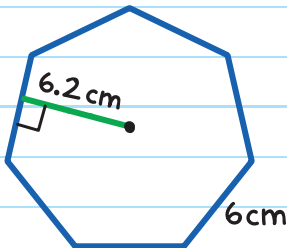
a = length of the **APOTHEM**,
the perpendicular distance
from the center to a side

A regular polygon has
side lengths that are
all congruent.

P = perimeter, the sum of
the lengths of all the sides

EXAMPLE: Find the area of the regular heptagon.

A regular heptagon has 7 congruent sides.



Since the heptagon has 7 sides that
are all 6 cm, the perimeter is:

$$P = 7(6 \text{ cm}) = 42 \text{ cm}$$

$$\text{or } 6 + 6 + 6 + 6 + 6 + 6 + 6 = 42$$

$$\text{Apothem} = 6.2 \text{ cm}$$

$$A = \frac{1}{2} aP$$

$$= \frac{1}{2} (6.2)(42) = 130.2$$

$$A = 130.2 \text{ cm}^2$$

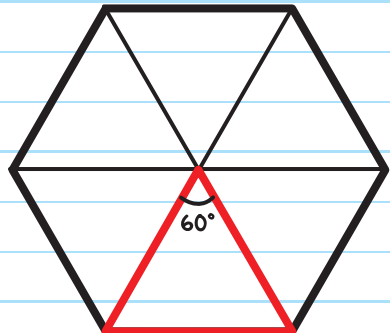
If the apothem is not known, try using trigonometry to find it.

EXAMPLE: A board game is in the shape of a regular hexagon. What is the area of the board if the length of each side is 10 inches?



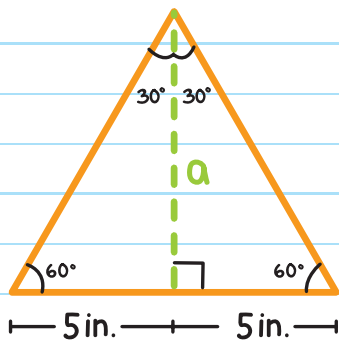
A regular hexagon can be divided into 6 congruent triangles. The central angle of each is 60° .

$$360^\circ \div 6 = 60^\circ$$

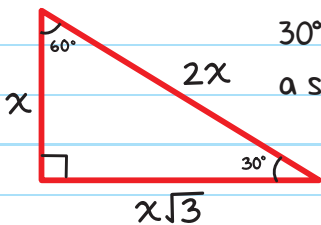


The apothem divides this equilateral triangle into two 30° - 60° - 90° triangles.

Not every polygon will divide to this triangle. This is specifically for regular hexagons.



We use special right triangle 30° - 60° - 90° to find the apothem.



30° - 60° - 90° triangles have a side ratio of $1:2:\sqrt{3}$

$$\text{longer leg} = \text{shorter leg} \times \sqrt{3}$$

$$a = 5 \times \sqrt{3} \text{ in.}$$

The apothem is: $a = 5\sqrt{3}$ in.

The perimeter of the hexagon is:

$$P = 6(10 \text{ in.}) = 60 \text{ in.}$$


Now we have all the information we need to find the area:

$$A = \frac{1}{2} aP$$

$$= \frac{1}{2} (5\sqrt{3} \text{ in.})(60 \text{ in.})$$

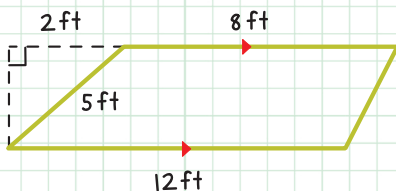
$$= 150\sqrt{3} \text{ in.}^2 \approx 259.8 \text{ in.}^2$$






CHECK YOUR KNOWLEDGE

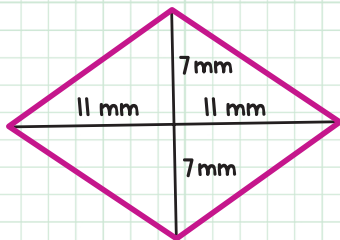
1. Find the area of the trapezoid. (Hint: Use the Pythagorean Theorem to find the height.)



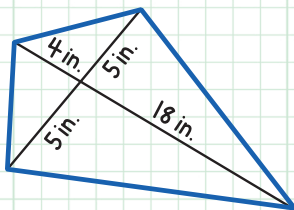
2. Jessica is painting the wall of her room, which is in the shape of the isosceles trapezoid shown below. She bought one gallon of paint, which covers 400 feet^2 . Jessica plans to paint two coats on her wall. Does she have enough paint?



3. Find the area of the rhombus.



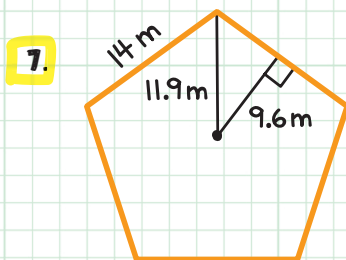
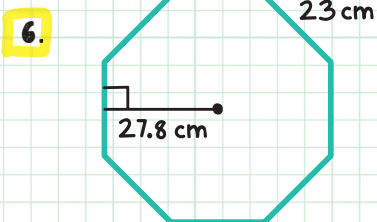
4. Find the area of the kite.




5. A baker is baking a giant cookie in the shape of a rhombus. What is the area of the cookie if the length of one side is 21 inches and the length of one diagonal is 34 inches? Round to the nearest square inch.



For questions 6 and 7, find the area of the regular polygons.



8. Mishal is paving her regular hexagon-shaped patio shown below. The stone she is using is \$3.15 per square foot. How much will she spend on the stone to repave her patio? Round to the nearest cent.



CHECK YOUR ANSWERS



1. (Use the formula $2^2 + h^2 = 5^2$, so $h^2 = \sqrt{21}$.)

$$\text{Then use } A = \frac{1}{2}h(b_1 + b_2) = \frac{1}{2}\sqrt{21}(8 + 12.)$$

$$10\sqrt{21} \text{ ft}^2 \approx 45.8 \text{ ft}^2$$

2. Yes (The area of the wall is 126 ft^2 .)

3. (Use the formula $A = \frac{1}{2}d_1d_2 = \frac{1}{2}(7 + 7)(11 + 11.)$; 154 mm^2)

4. (Use the formula $A = \frac{1}{2}d_1d_2 = \frac{1}{2}(5 + 5)(4 + 18.)$; 110 in.^2)

5. (Use the Pythagorean Theorem. $21^2 = x^2 + 17^2$; $x = \sqrt{152}$.)

$$\text{Then } A = \frac{1}{2}d_1d_2 = \frac{1}{2}(34)(2\sqrt{152}.)$$
; 419.2 in.^2

6. (Use the formula $A = \frac{1}{2}aP = \frac{1}{2}(27.8)(8)(23.)$; $2,557.6 \text{ cm}^2$)

7. (Use the formula $A = \frac{1}{2}aP = \frac{1}{2}(9.6)(5)(14.)$; 336 m^2)

8. $A = \frac{1}{2}aP = \frac{1}{2}(6\sqrt{3})(72) \approx 374.12$

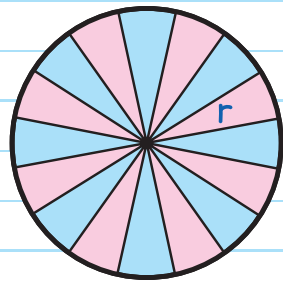
$$\begin{aligned} \text{Total cost} &= \text{total area} \times \text{cost per square foot} \\ &= 374.12 \times \$3.15 = \$1,178.48 \end{aligned}$$

Chapter 47

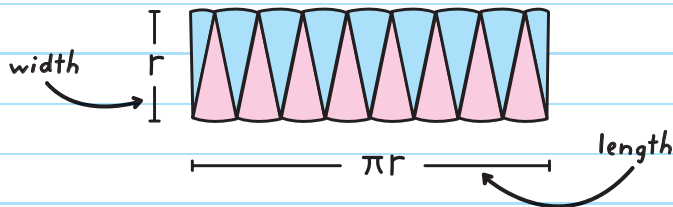
AREAS OF CIRCLES AND SECTORS

AREA OF A CIRCLE

To find the formula for the area of a circle, divide the circle into triangles.



The triangles from the circle can be rearranged to form a rectangle.



The width of the rectangle is the radius of the circle. The length of the rectangle is half of the circumference.

The area is:

$$A = \text{length} \times \text{width}$$

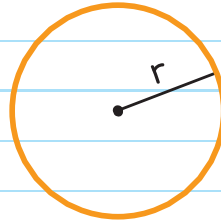
$$= \pi r \times r$$

$$= \pi r^2$$

Formula for area of a circle.

$$\text{Area} = \pi \cdot \text{radius}^2 \quad \text{OR}$$

$$A = \pi r^2 \quad \leftarrow \text{answer is in units squared}$$



Memory Tip:

Think

$$\text{Area} = \pi r^2$$

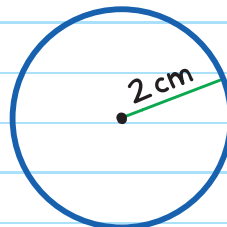
“Pies Are Squared”

EXAMPLE: Find the area of the circle.

$$A = \pi r^2$$

$$A = \pi \cdot 2^2 = 4\pi$$

$$A = 4\pi \text{ cm}^2 \approx 12.6 \text{ cm}^2$$



EXAMPLE: Find the area of a circle with a circumference of 10π meters.

Use the circumference to find the radius:

$$C = 2\pi r$$

$$10\pi = 2\pi r$$

$$r = 5$$

Now find the area:

$$A = \pi r^2$$

$$= \pi \times 5^2 = 25\pi$$

$$A = 25\pi \text{ m}^2 \approx 78.5 \text{ m}^2$$

EXAMPLE: Find the radius of a circle with an area of 144π inches².

$$A = \pi r^2$$

$$144\pi = \pi r^2$$

$$144 = r^2$$

$$r = 12$$

The radius is 12 in.

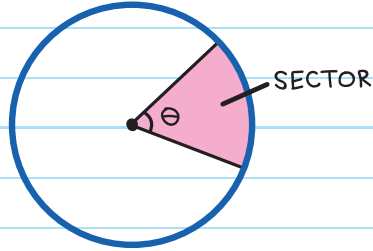
Area of a Sector

The area of a sector (slice) can be found using a **PROPORTION** that compares the sector to the whole circle.

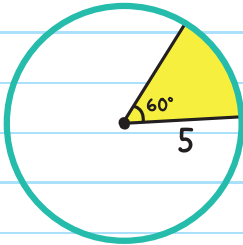
Formula for area of a sector:

$$A = \frac{\theta}{360^\circ} \times \pi r^2$$

θ = measure of the sector's angle



To find the area of this sector:



$$\frac{\text{Area of the sector}}{\pi(5)^2} = \frac{60^\circ}{360^\circ}$$

measure of sector's angle

$$\frac{\text{Area of circle}}{\pi r^2} = \frac{\theta}{360^\circ}$$

measure of circle

$$\pi(5)^2 \times \frac{\text{Area of the sector}}{\pi(5)^2} = \frac{60^\circ}{360^\circ} \times \pi(5)^2$$

Multiply both sides by $\pi(5)^2$.

$$\text{Area of the sector} = \frac{60^\circ}{360^\circ} \times \pi(5)^2$$

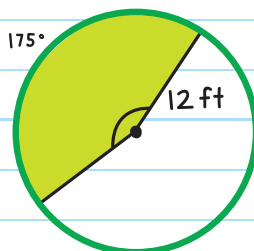
Simplify.

$$= \frac{25\pi}{6} \approx 13.1$$

EXAMPLE: Find the area of the shaded sector.

$$A = \frac{\theta}{360^\circ} \times \pi r^2$$
$$= \frac{175^\circ}{360^\circ} \times \pi(12)^2 = 70\pi$$

$$A = 70\pi \text{ ft}^2 \approx 219.8 \text{ ft}^2$$




THE MEASURE OF A CENTRAL ANGLE EQUALS THE MEASURE OF ITS INTERCEPTED ARC.

EXAMPLE: A dartboard with radius 8.8 inches has one sector with an angle of 18° . Find the area of the sector.

$$A = \frac{\theta}{360^\circ} \times \pi r^2$$
$$A = \frac{18^\circ}{360^\circ} \times \pi(8.8)^2$$

$$A \approx 12.2 \text{ in.}^2$$

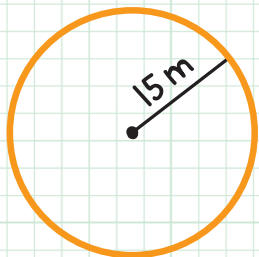




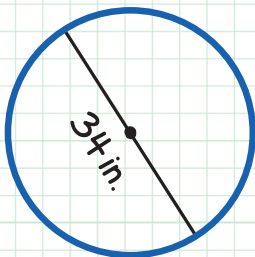
CHECK YOUR KNOWLEDGE

For questions 1 and 2, find the area of the circle.

1.



2.



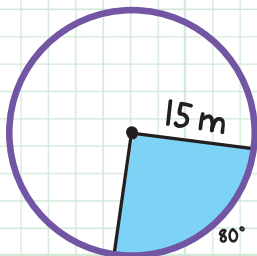
3. Find the radius of a circle with area 121π ft².

4. Find the diameter of a circle with area 81π cm².

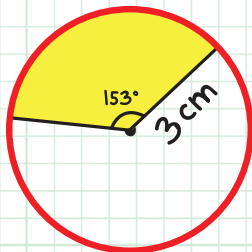
5. Find the area of a circle with circumference 28π mm².
Round to the nearest tenth.

For questions 6 and 7, find the area of the shaded portion of the circle. Round to the nearest tenth.

6.

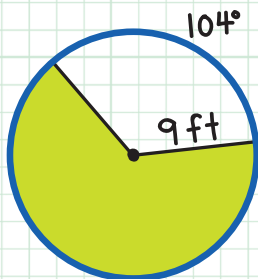


7.

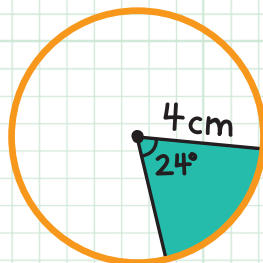


For questions 8 and 9, find the area of the shaded portion of the circle. Round to the nearest tenth.

8.



9.



10. A pizza has a diameter of 16 inches. James eats one 45° -angle slice. What is the area of the remaining pizza? Round to the nearest tenth.

CHECK YOUR ANSWERS




1. (Use $A = \pi r^2 = \pi(15)^2$.); $225\pi \text{ m}^2 \approx 706.5 \text{ m}^2$
2. (Use $A = \pi r^2 = \pi(17)^2$.); $289\pi \text{ in.}^2 \approx 907.9 \text{ in.}^2$
3. 11 ft
4. 18 cm
5. (First use the radius: $C = 2\pi r$, $28\pi = 2\pi r$, $r = 14$.
Then use $A = \pi r^2 = \pi(14)^2$.); 615.4 mm^2
6. (Use $A = \frac{\theta}{360^\circ} \times \pi r^2 = \frac{80}{360} \times \pi(15)^2$.); 157.1 m^2
7. (Use $A = \frac{\theta}{360^\circ} \times \pi r^2 = \frac{153}{360} \times \pi(3)^2$.); 12.0 cm^2
8. (Use $A = \frac{\theta}{360^\circ} \times \pi r^2 = \frac{360-104}{360} \times \pi(9)^2$.); 181.0 ft^2
9. (Use $A = \frac{\theta}{360^\circ} \times \pi r^2 = \frac{24}{360} \times \pi(4)^2$.); 3.4 cm^2
10. (Use $A = \frac{\theta}{360^\circ} \times \pi r^2 = \frac{360-45}{360} \times \pi(8)^2$.); 175.9 in.^2

Chapter 48

AREAS OF COMPOSITE FIGURES

A **COMPOSITE FIGURE** is a shape made up of two or more basic geometric shapes.

Examples:




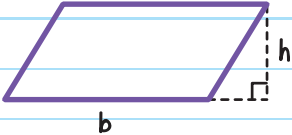
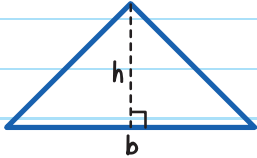
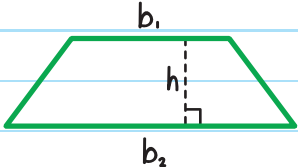
To find the area of a composite figure:

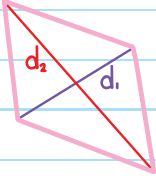
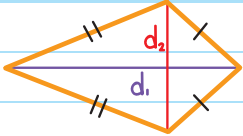
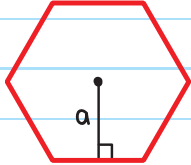
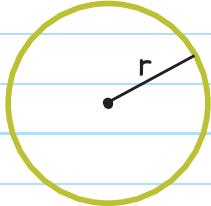
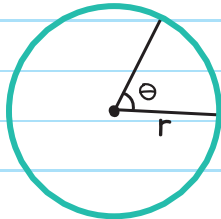
Step 1: Break the composite figure into its basic shapes.

Step 2: Find the area of each shape.

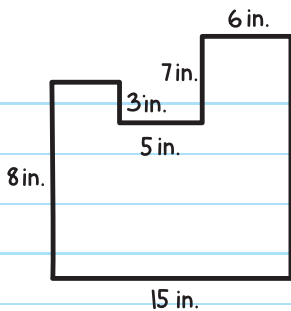
Step 3: Add all the areas together (and subtract any missing parts if necessary) to find the area of the entire composite figure.

Formulas needed to calculate the areas of composite figures:

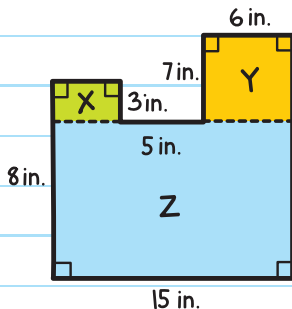
SHAPE	FORMULA	FIGURE
Rectangle	$A = \ell w$ $\ell = \text{length}, w = \text{width}$	
Parallelogram	$A = bh$ $b = \text{base}, h = \text{height}$	
Triangle	$A = \frac{bh}{2}$ $b = \text{base}, h = \text{height}$	
Trapezoid	$A = \frac{1}{2} h(b_1 + b_2)$ $h = \text{height}, b_1 \text{ and } b_2$ are the bases	

SHAPE	FORMULA	FIGURE
Rhombus	$A = \frac{1}{2} d_1 d_2$ d_1 and d_2 are the diagonals	
Kite	$A = \frac{1}{2} d_1 d_2$ d_1 and d_2 are the diagonals	
Regular Polygon	$A = \frac{1}{2} aP$ a = apothem P = perimeter	
Circle	$A = \pi r^2$ r = radius	
Sector	$A = \frac{\theta}{360^\circ} \cdot \pi r^2$ θ is the angle of the sector r = radius	

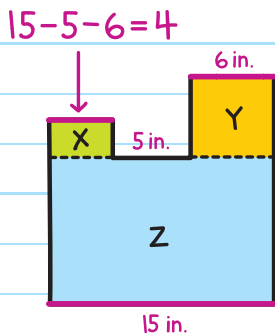
EXAMPLE: Find the area of the composite figure.



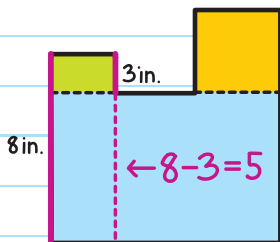
Step 1: Break the composite figure into three rectangles.



Since the area of a rectangle is length \times width, we need to find the missing length of the green rectangle ...

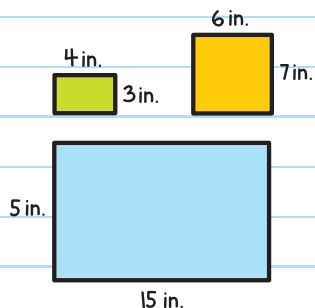


... and width of the blue rectangle.




Step 2: Calculate the area of each figure.

$$\begin{aligned}\text{Total area} &= lw + lw + lw \\ &= (4)(3) + (6)(7) + (15)(5) \\ &= 12 + 42 + 75 = 129\end{aligned}$$



The area of the figure is 129 in.^2 .

Note: The figure could have been divided other ways.

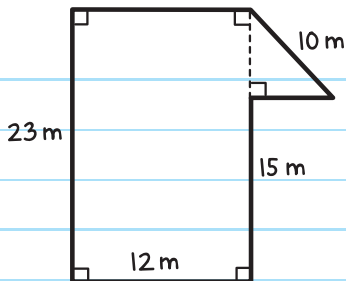


Choose the way that requires the fewest or easiest calculations.



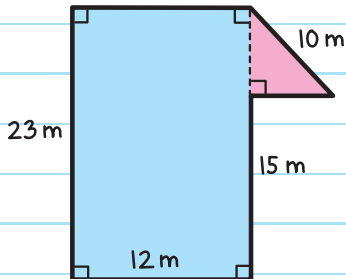
EXAMPLE: Find the area of the composite figure.

1. Break the figure into a rectangle and a triangle.



2. Find the base and height of the triangle:

$$h = 23 - 15 = 8$$



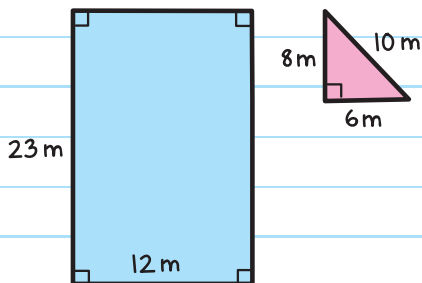
The triangle is a right triangle, so we use the Pythagorean Theorem to find the base:

$$8^2 + b^2 = 10^2$$

$$b^2 = 36$$

$$b = 6$$

3. Calculate the area of each shape and add the areas together.



Total Area = area of rectangle + area of triangle

$$= lw + \frac{bh}{2}$$

$$= (12)(23) + \frac{(6)(8)}{2}$$

$$= 276 + 24 = 300$$

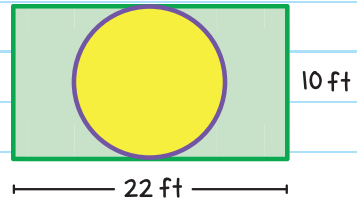
The area of the figure is 300 m².

We can also find areas of composite figures by subtracting the areas of the shapes.

EXAMPLE: Find the area of the circle.

The diameter of the circle is the width of the rectangle, 10 feet.

Therefore, the radius is 5 feet.



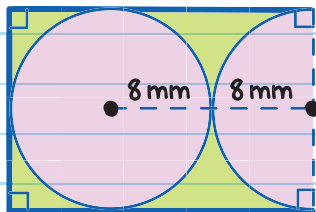
The area of the circle is:

$$A = \pi r^2$$

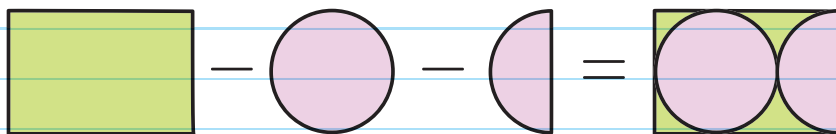
$$A = \pi(5)^2$$

$$A = 25\pi \text{ ft}^2 \approx 78.5 \text{ ft}^2$$

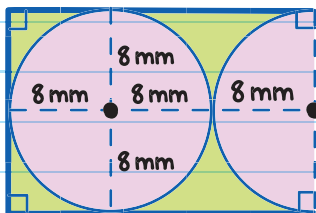
EXAMPLE: Find the area of the shaded figure.



1. Remove the circle and the semicircle from the rectangle.



2. Find the length and width of the rectangle using the radii of the circle and semicircle.



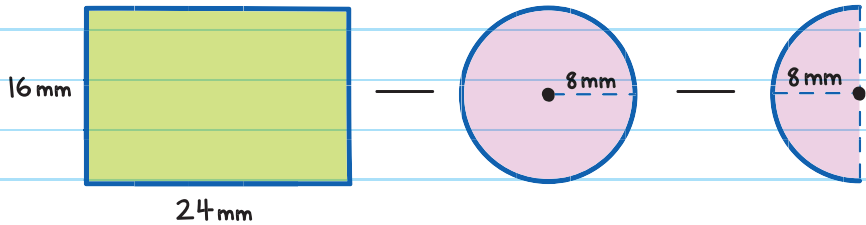
The length of the rectangle = diameter of the circle + radius of the circle

$$l = 8 + 8 + 8 = 24$$

The width of the rectangle = the diameter of the circle

$$w = 8 + 8 = 16$$

3. Subtract the area of the circle and $\frac{1}{2}$ the area of the circle from the area of the rectangle.



Total Area =

= Area of rectangle - Area of circle - Area of semicircle

$$= lw - \pi r^2 - \frac{1}{2} \pi r^2$$


$$= (24)(16) - \pi(8)^2 - \frac{1}{2} \pi(8)^2$$

$$= 384 - 64\pi - 32\pi = 384 - 96\pi \approx 82.4$$

half of the area
of a circle

The area of the figure is 82.4 mm^2 .

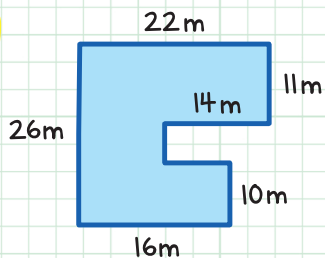




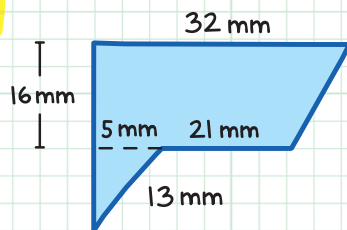
CHECK YOUR KNOWLEDGE

For questions 1-8, find the area of the shaded figures. Assume all angles that appear to be right are right. Round to the nearest tenth when necessary.

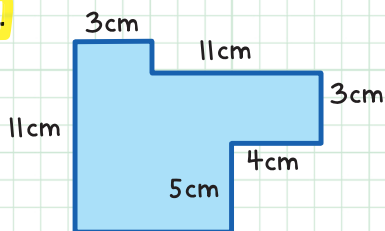
1.



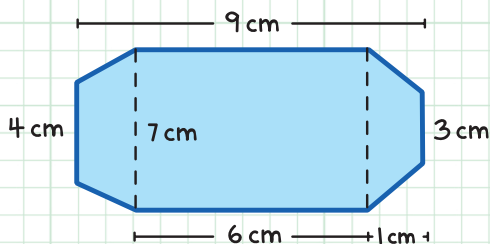
3.



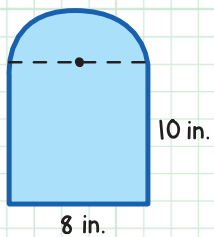
2.



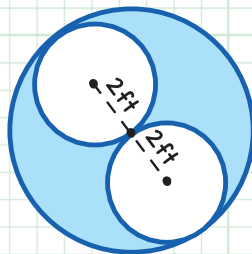
4.



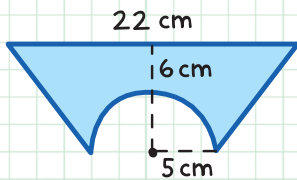
5.



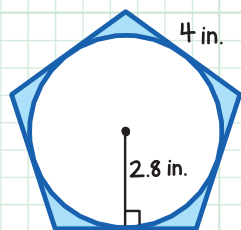
7.



6.



8.



CHECK YOUR ANSWERS



1. 442 m^2

3. 494 mm^2

2. 101 cm^2

4. 58 cm^2

5. 105.1 in.^2

6. Total Area = Area of trapezoid - Area of semicircle

$$= \frac{1}{2}h(b_1 + b_2) - \frac{1}{2}\pi r^2$$

$$= \frac{1}{2}(11)(22 + 10) - \frac{1}{2}\pi(5)^2 = 136.7 \text{ cm}^2$$

7. Total Area = Area of large circle - $2 \times$ Area of the small circle

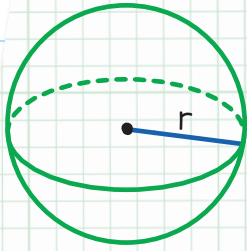
$$= \pi r^2 - 2\pi r^2$$

$$= \pi(4)^2 - 2\pi(2)^2 = 25.1 \text{ ft}^2$$

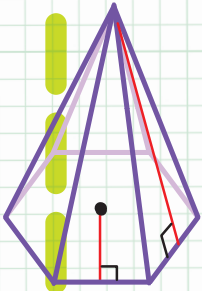


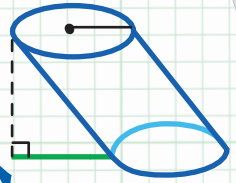
8. Total Area = Area of the pentagon - Area of the circle

$$= \frac{1}{2}aP - \pi r^2$$

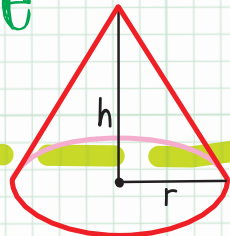
$$= \frac{1}{2}(2.8)(20) - \pi(2.8)^2 = 3.4 \text{ in.}^2$$



Unit



Surface Area
and Volume



Chapter 49

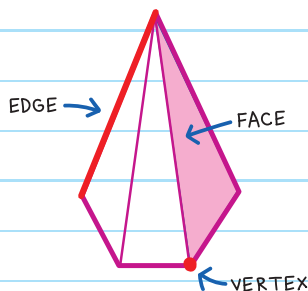
SURFACE AREAS OF PRISMS AND CYLINDERS

THREE-DIMENSIONAL (3-D) figures are shapes that have length, width, and height. They are also called **SPACE FIGURES** or **SOLIDS**.

SURFACE AREA is the area of a shape's surfaces.

A **POLYHEDRON** is a 3-D figure made up of polygons. The polygons' flat surfaces are called **FACES**. The line segments where the faces meet are called **EDGES**. The **VERTICES** (plural of **VERTEX**) are the points where three or more edges meet (the corners).

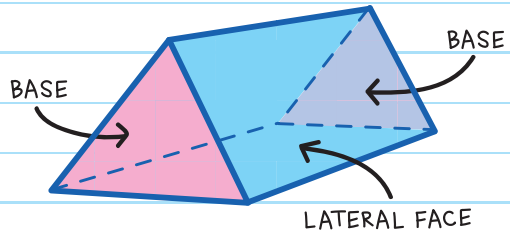
*Poly is Greek for "many."
Hedron is Greek for "base."*



PRISMS

PRISMS are a type of polyhedron made up of two polygon faces that are parallel and congruent, called the **BASES**. The remaining faces are called the **LATERAL FACES**, which are parallelograms.

Prisms are categorized by the type of bases they have.

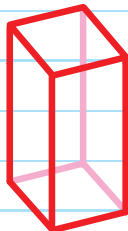


A **RECTANGULAR PRISM** has all right angles, the bases are parallel rectangles, and the lateral faces are parallelograms.

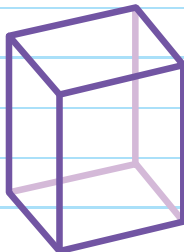
A **TRIANGULAR PRISM** has bases that are parallel triangles and lateral faces that are parallelograms.




TRIANGULAR PRISM



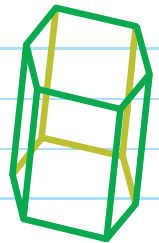
SQUARE PRISM



RECTANGULAR PRISM



PENTAGONAL PRISM

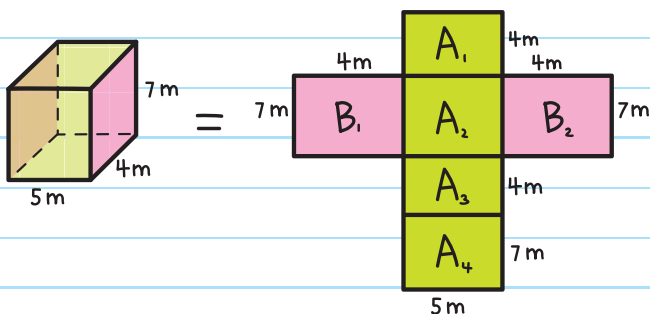


HEXAGONAL PRISM

The **SURFACE AREA (SA)** of a polyhedron is the sum of the area of its faces. We can calculate the surface area of a polyhedron by adding together the area of the bases and the lateral faces.

The **LATERAL AREA (LA)** is the total area of the lateral faces.

The surface area of a prism can be calculated by unfolding the prism and looking at the **NET**, the two-dimensional representation of the prism's faces.



We can find the total surface area by adding the area of each face.

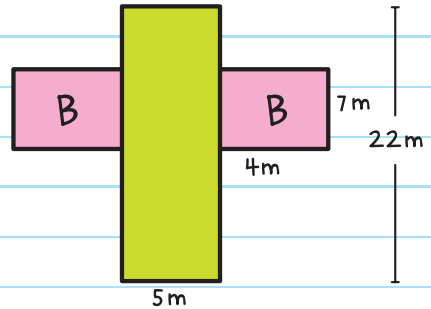
$$\begin{aligned}
 \text{Surface Area} &= B_1 + B_2 + A_1 + A_2 + A_3 + A_4 \quad \text{lateral faces} \\
 &= (4 \times 7) + (4 \times 7) + (5 \times 4) + (5 \times 7) + (5 \times 4) + (5 \times 7) \\
 &= 28 + 28 + 20 + 35 + 20 + 35 \\
 &= 166
 \end{aligned}$$

Note: In the original image, brackets group $B_1 + B_2$ as 'bases' and $A_1 + A_2 + A_3 + A_4$ as 'lateral faces'.

$$\text{Surface Area} = 166 \text{ m}^2$$

Another way to solve:

Add the area of the two bases (pink rectangles) and the area of the lateral faces—the lateral area (the green rectangle).



Area of Base = lw

$$= 4 \times 7 = 28$$

Lateral Area = lw

$$= (5)(4 + 7 + 4 + 7)$$

$$= 5 \times 22$$

$$= 110$$

The length of the lateral area is equal in measure to the perimeter of the base (P).

Surface Area = $2 \times$ Area of the base + Lateral Area

$$= 2(28) + 110$$

$$= 56 + 110$$

$$= 166$$

Surface Area = 166 m^2

Lateral Area of a Prism

$$LA = Ph$$

Surface Area of a Prism

$$SA = 2B + Ph$$

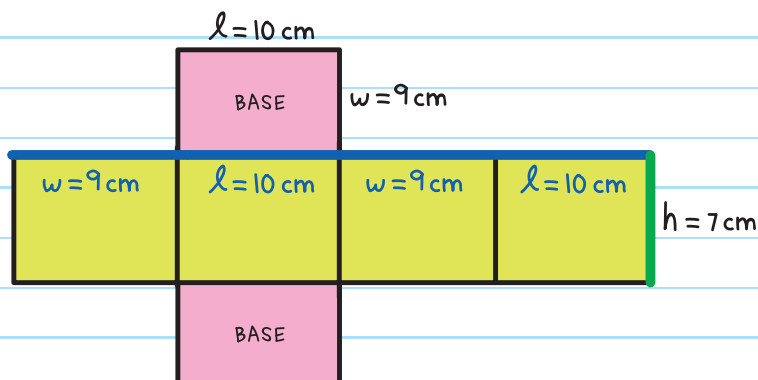
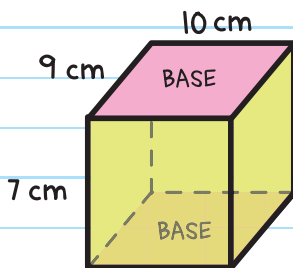
B = area of base

P = perimeter of base

h = height of prism

EXAMPLE: Find the surface area of the rectangular prism.

You can look at the net to see the surface area more clearly.



To use $SA = 2B + Ph$, first find the value for B , the area of the rectangular base:

$$B = lw \text{ (length} \times \text{width)}$$

$$= 10 \times 9 = 90$$

Then find the value of P , the perimeter of the base:

$$P = 9 + 10 + 9 + 10 = 38$$

Now we have all the information to find the surface area:

One Way

$$SA = 2B + Ph$$

$$= 2(90) + (38)(7)$$

$$= 180 + 266 = 446$$

$$SA = 446 \text{ cm}^2$$

The answer is given
in units squared.

Another Way

Since we know $B = lw$ we can
use $SA = 2lw + Ph$:

$$SA = 2(lw) + Ph$$

$$= 2(10)(9) + [9 + 10 + 9 + 10](7)$$

$$= 180 + 266 = 446$$

$$SA = 446 \text{ cm}^2$$



EXAMPLE: Find the surface area of the triangular prism.

The prism's bases are triangles, so in order to find the area of the base ($B = \frac{1}{2}bh$), we first need to find the length of the triangle's base ($b = l + l$).

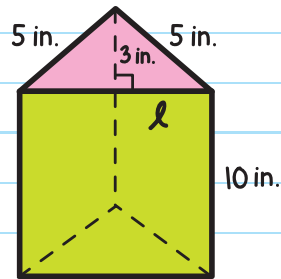
Using the Pythagorean Theorem (or Pythagorean triples),

$$3^2 + l^2 = 5^2$$

$$9 + l^2 = 25$$

$$l^2 = 16$$

$$l = 4$$



The length of the base of the triangle is $b = l + l = 4 + 4 = 8$.

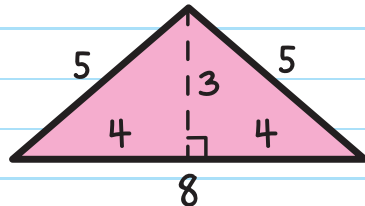
Now we have all the information we need to find the surface area.

$$SA = 2B + Ph$$

$$= 2 \times \frac{1}{2}bh + Ph$$

$$= 2 \times \frac{1}{2}(8)(3) + (5 + 5 + 8)(10)$$

$$= 24 + 180 = 204$$

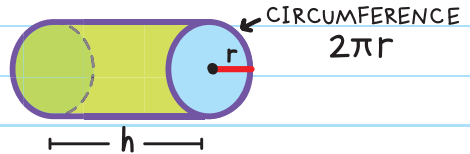


$$SA = 204 \text{ in.}^2$$

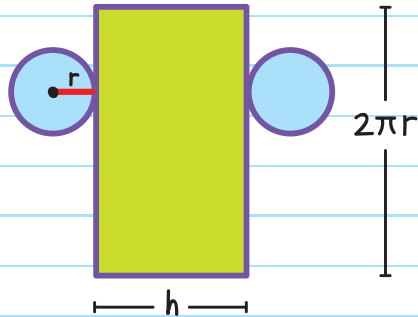
CYLINDERS

To find the surface area of a cylinder, open the cylinder and flatten it out. Look at the net.

When you unfold a cylinder, the lateral area is shaped like a rectangle. The bases are shaped like circles.



Add the area of the two circle bases and the rectangle (lateral area) to get the total surface area.



The length of the rectangle is the same as the circumference of the circle—it wraps completely around the circle.

Surface Area = Area of two circles + Area of the rectangle

$$= 2 \times \text{Area of base} + \text{Lateral Area}$$

$$= 2 \times \pi r^2 + 2\pi r \times h$$

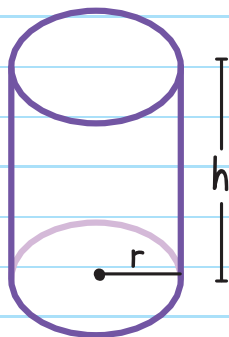
$$= 2\pi r^2 + 2\pi rh$$

LATERAL AREA
OF A CYLINDER

$$LA = 2\pi rh$$

SURFACE AREA
OF A CYLINDER

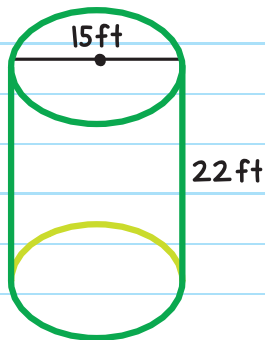
$$SA = 2\pi r^2 + 2\pi rh$$



r = radius of the base
 h = height of the cylinder

EXAMPLE: Find the surface area of the cylinder.

The diameter of the base is 15 feet, which means the radius is 7.5 feet.



$$SA = 2\pi r^2 + 2\pi rh$$

$$= 2\pi(7.5)^2 + 2\pi(7.5)(22)$$

$$= 112.5\pi + 330\pi = 442.5\pi \approx 1,390$$

The surface area is about 1,390 ft^2 .

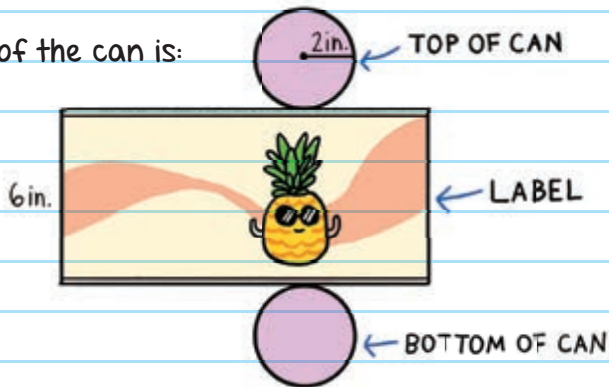


EXAMPLE: A company is making labels for cans of pineapple chunks. The radius of each can is 2 inches and the height is 6 inches. What is the surface area of each label?



We don't need to find the total surface area of the can, because the label only covers the lateral area.

The net of the can is:



The surface area of each label is just the lateral area of the can.

$$LA = 2\pi rh$$

$$= 2\pi(2)(6)$$

$$= 24\pi \approx 75.4$$

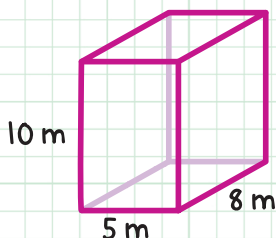
The surface area of each label is approximately 75.4 in.².



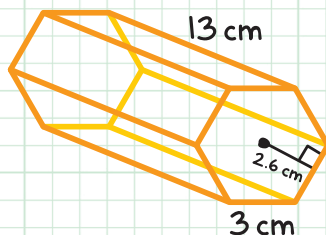
CHECK YOUR KNOWLEDGE

For questions 1-4, find the surface area of each prism. Round the answer to the nearest tenth, if necessary.

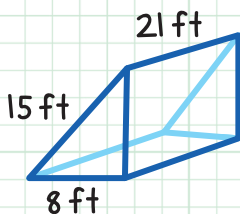
1.



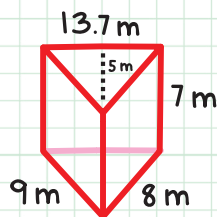
3.



2.



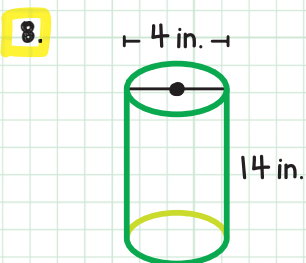
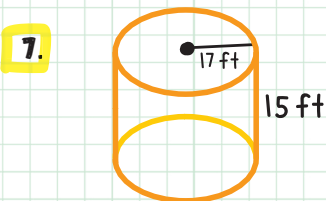
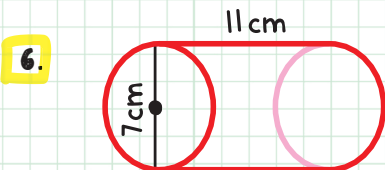
4.



5. David is wrapping a present in a rectangular prism-shaped box that is 13 inches high. The top and bottom of the box measure 9 inches long by 11 inches wide. What is the minimum amount of wrapping paper David will need to wrap the present?



For questions 6–8, find the surface area of each cylinder.
Round the answer to the nearest tenth.



9. Trevor and Manuel each have cylindrical cans of soup. Trevor's can has a diameter of 3.2 inches and a height of 3.8 inches. Manuel's can has a diameter of 2.9 inches and a height of 4.3 inches. Whose can has the larger surface area?

CHECK YOUR ANSWERS



1. $2(5)(10) + 2(5)(8) + 2(10)(8)$; 340 m^2

2. $2\left(\frac{1}{2}\right)(8)(12.7) + 8(21) + 15(21) + 12.7(21)$ (Use the Pythagorean Theorem to find the height of the triangle); 851 ft^2

3. $2\left(\frac{1}{2}\right)(2.6)(6)(3) + 6(13)(3)$; 280.8 cm^2

4. $7(8) + 9(7) + 13.7(7) + 2\left(\frac{1}{2}\right)(13.7)(5)$; 283.4 m^2

5. $2(11)(9) + 2(9)(13) + 2(13)(11)$; 718 in.^2

6. $2\pi(3.5^2) + 11(2\pi(3.5))$; 318.7 cm^2

7. $2\pi(17^2) + 15(2\pi(17))$; $3,416.3 \text{ ft}^2$

8. $2\pi(2^2) + 14(2\pi(2))$; 201.1 in.^2

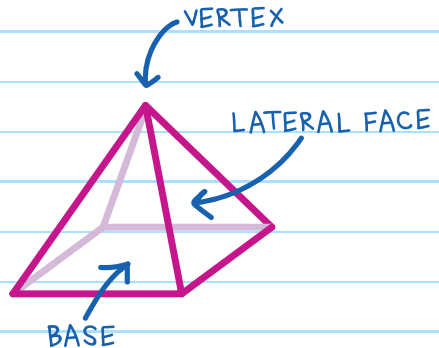
9. Trevor's can has the larger surface area. (Trevor's can: $SA \approx 54.3 \text{ in.}^2$, Manuel's can: $SA \approx 52.4 \text{ in.}^2$.)

Chapter 50

SURFACE AREAS OF PYRAMIDS AND CONES

PYRAMIDS

A **PYRAMID** is a polyhedron in which the base is a polygon and the lateral faces are triangles. The faces meet at one point called the **VERTEX** or **APEX**.



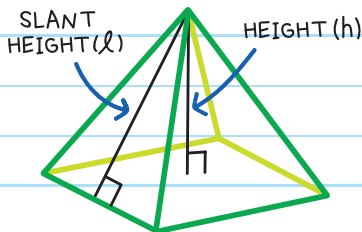
A **REGULAR PYRAMID** has congruent lateral faces and a regular polygon for its base.

All the sides in a **regular polygon** are congruent.

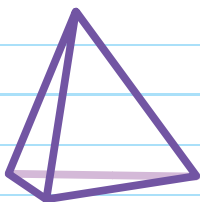
The **SLANT HEIGHT** (ℓ) of a regular pyramid is the height of a triangular lateral face.

The **HEIGHT OF THE PYRAMID**

(h) is the length of the perpendicular line drawn from the vertex to the base.



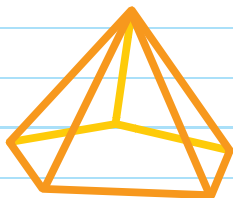
Pyramids are named by the shape of their base.




TRIANGULAR
PYRAMID



SQUARE
PYRAMID



PENTAGONAL
PYRAMID



HEXAGONAL
PYRAMID

Surface Area of Pyramids

To calculate the surface area of a pyramid, add the area of all the faces. To calculate the surface area of a regular pyramid, use the following formulas:

LATERAL AREA OF
A REGULAR PYRAMID

$$LA = \frac{1}{2} Pl$$

SURFACE AREA OF
A REGULAR PYRAMID

$$SA = B + \frac{1}{2} Pl$$

P = perimeter of base

l = slant height

B = area of base

For example, when using the formula $SA = B + \frac{1}{2} Pl$

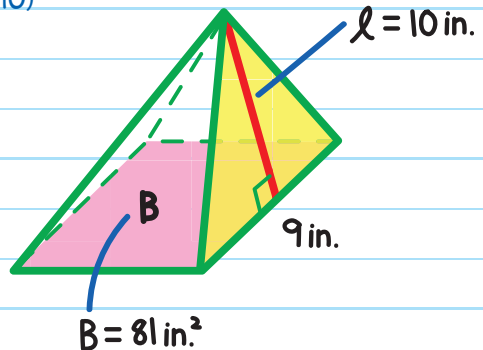
$$SA = 81 + \frac{1}{2} (9 + 9 + 9 + 9)(10)$$

$$= 81 + \frac{1}{2} (36)(10)$$

$$= 81 + \frac{1}{2} (360)$$

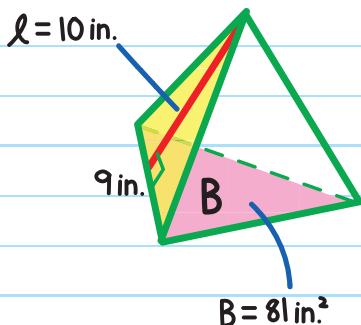
$$= 81 + 180$$

$$= 261 \text{ in.}^2$$



EXAMPLE:

Find the surface area of the triangular pyramid using the lateral area.



$$LA = \frac{1}{2}Pl$$

$$= \frac{1}{2}(9 + 9 + 9)(10)$$

$$= 135$$

$$LA = 135 \text{ in.}^2$$

$$SA = B + \frac{1}{2}Pl$$

$$= 81 + \frac{1}{2}(9 + 9 + 9)(10)$$

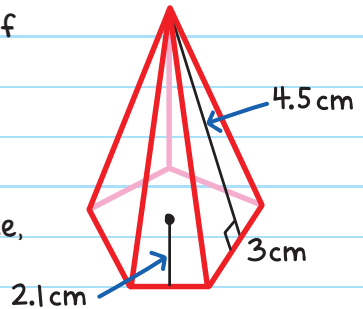
$$= 81 + 135 = 216$$

$$SA = 216 \text{ in.}^2$$



EXAMPLE: Find the surface area of the regular pentagonal pyramid.

If we use $SA = B + \frac{1}{2}Pl$, first we must find P , the perimeter of the base, and then B , the area of the base.



The perimeter of the pentagonal base with 5 equal sides of length 3 cm is:

$$P = 5 \times 3 = 15$$

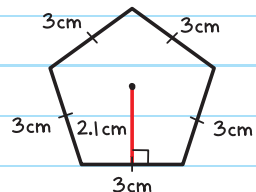
Since the base is a regular pentagon, its area is:

$$B = \frac{1}{2}aP$$

The area of the base is:

$$A = \frac{1}{2} \times \text{apothem} \times \text{perimeter or}$$

$$A = \frac{1}{2}aP$$



One Way

$$B = \frac{1}{2}(2.1)(15) = 15.75$$

$$SA = B + \frac{1}{2}Pl$$

$$= 15.75 + \frac{1}{2}(15)(4.5)$$

$$= 49.5$$

$$SA = 49.5 \text{ cm}^2$$

Another Way

Since we know $B = \frac{1}{2}aP$,
we can use the formula:

$$SA = \frac{1}{2}aP + \frac{1}{2}Pl$$

$$= \frac{1}{2}(2.1)(5 \times 3) + \frac{1}{2}(5 \times 3)(4.5)$$

$$= 49.5$$

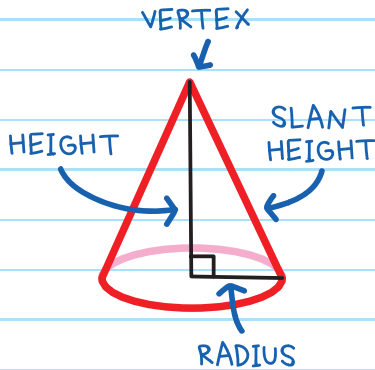
$$SA = 49.5 \text{ cm}^2$$



CONES

A **CONE** is a solid with a circular base and one vertex.

A cone is not a polyhedron; a polyhedron has no curved surfaces.



Use the following formulas to calculate the surface area of a cone:

LATERAL AREA
OF A CONE

$$LA = \pi r l$$

SURFACE AREA
OF A CONE

$$SA = \pi r^2 + \pi r l$$

l = slant height
 r = radius of base



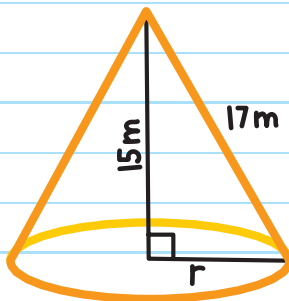
EXAMPLE: Find the surface area of the cone.

First find the radius of the cone using the Pythagorean Theorem.

$$r^2 + 15^2 = 17^2$$

$$r^2 = 64$$

$$r = 8$$



Then, find the surface area.

$$\begin{aligned} SA &= \pi r^2 + \pi r l \\ &= \pi(8)^2 + \pi(8)(17) \\ &= 200\pi \approx 628.3 \end{aligned}$$

The surface area of the cone is $200\pi \text{ m}^2$ or about 628.3 m^2 .

EXAMPLE: Indira is making decorative paper snow cone cups for a party. The radius of the cone's opening (the base) is 1.3 inches and the height is 4 inches. What is the lateral area of the cups?



Step 1: Find the slant height using the Pythagorean Theorem:

$$1.3^2 + 4^2 = l^2$$

$$17.7 = l^2$$

$$l = 4.2 \text{ in.}$$

Step 2: Find the surface area.


We need to find only the lateral area since there is no actual base on the cup.

$$LA = \pi r l$$

$$= \pi(1.3)(4.2)$$

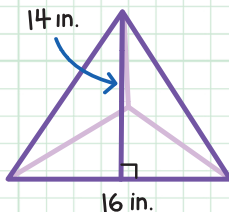
$$= 17.2 \text{ in.}^2$$





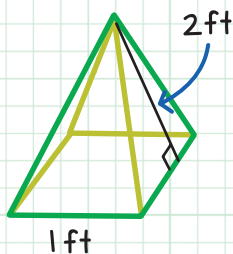
CHECK YOUR KNOWLEDGE

1. Find the lateral area of the regular pyramid.

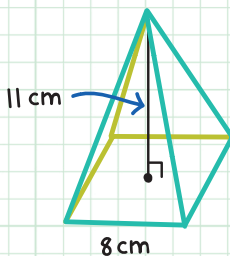


For questions 2-5, find the surface area of each regular pyramid. Round the answer to the nearest tenth, if necessary.

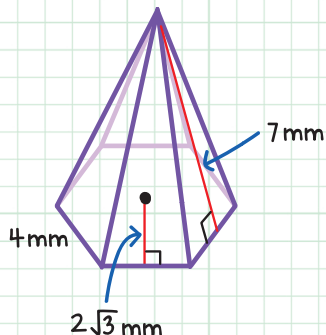
2.



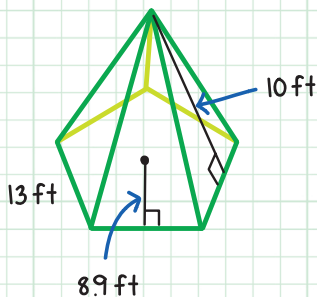
4.



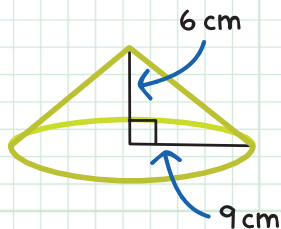
3.



5.

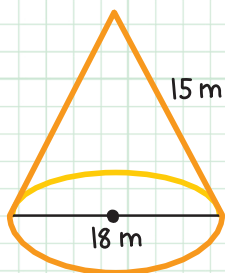


6. Find the lateral area of the cone. Round the answer to the nearest tenth.

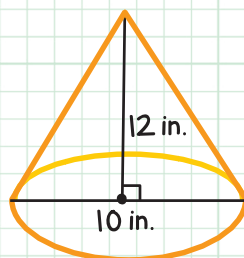


For questions 7 and 8, find the surface area of each cone. Leave your answer in terms of π .

7.



8.



9. Javier is painting his square pyramid-shaped fort that has a height of 10 feet and a base with side lengths of 9 feet. He has a half gallon of paint, which will cover 200 square feet. Does he have enough paint to cover the fort?
10. Dani is making artificial cone-shaped decorative pine trees covered in netting. The netting costs \$0.65 per square foot. How much will Dani spend on netting for four trees that are 4 feet high with a base radius of 1.8 feet? Round to the nearest cent.

CHECK YOUR ANSWERS



1. $\frac{1}{2}(3)(16)(14)$; 336 in.^2

2. $1 + \frac{1}{2}(4)(2)$; 5 ft^2

3. $(2\sqrt{3})(24) + \frac{1}{2}(24)(7)$; 165.6 mm^2

4. $64 + \frac{1}{2}(32)(11.7)$ (slant height can be found by using the Pythagorean Theorem: $11^2 + 4^2 = \ell^2$, $\ell = 11.7$); 251.3 cm^2

5. $\frac{1}{2}(8.9)(65) + \frac{1}{2}(65)(10)$; 614.3 ft^2

6. $\pi(9)(10.8)$ (Use the Pythagorean Theorem to find ℓ .
 $6^2 + 9^2 = \ell^2$); 305.2 cm^2

7. $\pi(9^2) + \pi(9)(15)$; $216\pi \text{ m}^2$

8. $\pi(5^2) + \pi(5)(13)$ (Use the Pythagorean Theorem to find ℓ .
 $12^2 + 5^2 = \ell^2$); $90\pi \text{ in.}^2$

9. $\frac{1}{2}(36)(11.0)$ (Use the Pythagorean Theorem to find ℓ .

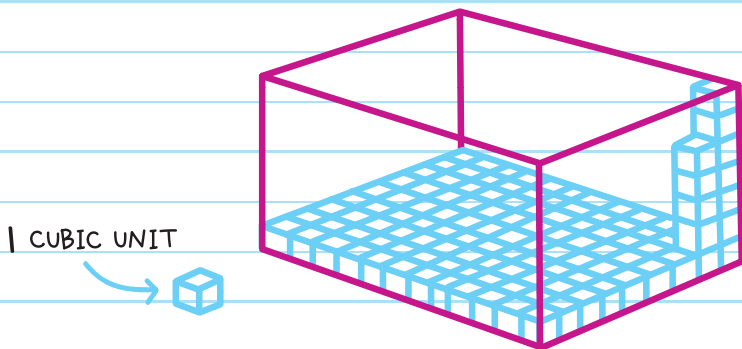
$10^2 + 4.5^2 = \ell^2$); yes, the lateral area of the fort is 198 ft^2 .

10. $\pi(1.8^2) + \pi(1.8)(4.4) = SA$; multiply by 4; multiply by 0.65 to get the cost. (Use the Pythagorean Theorem to find ℓ); $\$91.96$

Chapter 51

VOLUMES OF PRISMS AND CYLINDERS

The **VOLUME** (V) of a 3-D figure refers to the amount of space that the solid encloses. Volume is expressed in **CUBIC UNITS**—the number of cubes that have an edge length of 1 unit that fit inside the solid.



PRISMS

To find the volume of most prisms, use the formula:

Volume = Area of the base \times Height of the Prism

$$\text{or } V = Bh$$

Use a capital B to show that it's the area of the base.

The answer is given in units³.

The exponent "3" means "cubic"—how many cubes fit inside.

Rectangular Prisms

To find the **VOLUME OF A RECTANGULAR PRISM**, use the formula:

$$V = Bh$$

B = area of the base

h = height

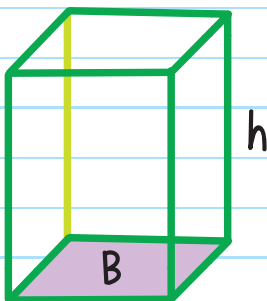
or

$$V = lwh$$

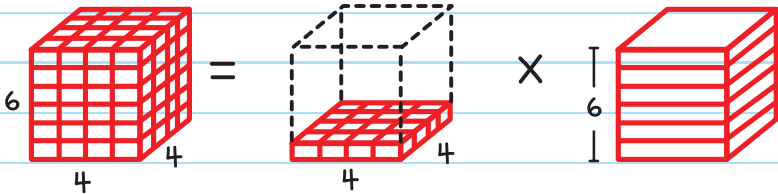
l = length

w = width

h = height



EXAMPLE: The base of a rectangular prism has 16 cubic units. There are 6 layers of 16 units. Find the volume.



$$\begin{aligned} V &= B \times h \\ &= 16 \text{ CUBIC UNITS} \times 6 \text{ LAYERS} \\ &= 96 \text{ CUBIC UNITS} \end{aligned}$$

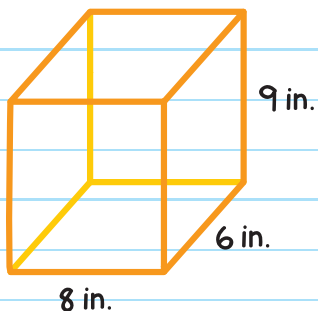
↑ THE UNITS FOR VOLUME ARE CUBED.

$$\begin{aligned} V &= B \times h \\ &= 16 \times 6 \\ &= 96 \text{ cubic units} \end{aligned}$$

We can also use $V = \text{length} \times \text{width} \times \text{height}$ or $V = lwh$ to find the volume of the rectangular prism.

$$\begin{aligned} V &= l \times w \times h \\ &= 4 \times 4 \times 6 \\ &= 96 \text{ cubic units} \end{aligned}$$

EXAMPLE: Find the volume of the prism.



One Way

$$B = lw$$

$$= (8)(6)$$

$$= 48$$

$$V = Bh$$

$$= (48)(9)$$

$$= 432$$

The volume is 432 in.³.

Another Way

$$V = lwh$$

$$= (8)(6)(9)$$

$$= 432$$

The volume is 432 in.³.

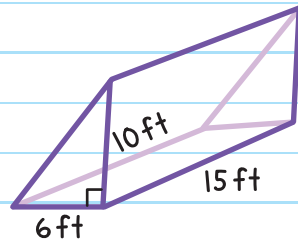
Triangular Prisms

To find the **VOLUME OF A TRIANGULAR PRISM**, use

$$V = Bh \text{ or}$$
$$V = \frac{1}{2} \times \text{base} \times \text{height} \times \text{length} \quad (V = \frac{1}{2} bhl)$$

height of triangle length of prism

EXAMPLE: Find the volume of the triangular pyramid.



One Way

$$B = \frac{1}{2}bh$$

$$= \frac{1}{2}(6)(10)$$

$$= 30$$

$$V = Bh$$

$$= (30)(15)$$

$$= 450$$

The volume is 450 ft³.

Another Way

$$V = \frac{1}{2}bhl$$

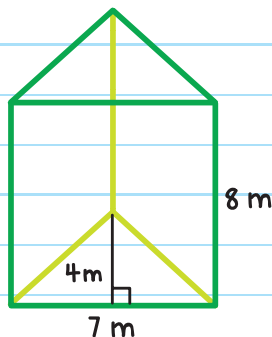
$$= \frac{1}{2}(6)(10)(15)$$

$$= 450$$

The volume is 450 ft³.

EXAMPLE: Find the volume of the triangular prism.

Multiply the area of the base ($B = \frac{1}{2} \times 7 \times 4$) by the height of the prism ($h = 8$).



$$V = Bh$$

$$= \left(\frac{1}{2} \times 7 \times 4\right)(8)$$

$$= 112$$

This example uses h for the height of the triangle and l for the height of the prism.

The volume is 112 m^3 .

Volume of a Cylinder

The formula for the volume of a cylinder is the area of the base times the height:

$$V = Bh$$

Since the base is a circle, use the formula for the area of a circle ($A = \pi r^2$) to find the area of the base.

$$V = \underbrace{\pi \times \text{radius}^2}_{\text{area of base}} \times \text{height} (\pi r^2 h)$$

$$V = Bh$$

$$= \pi r^2 h$$

B = area of the base

r = radius of the base

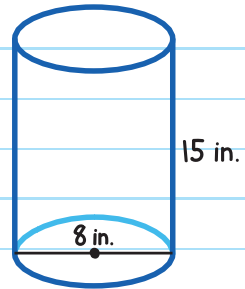
h = height

EXAMPLE: Find the volume of the cylinder.

$$V = \pi r^2 h$$

$$= \pi (4)^2 (15)$$

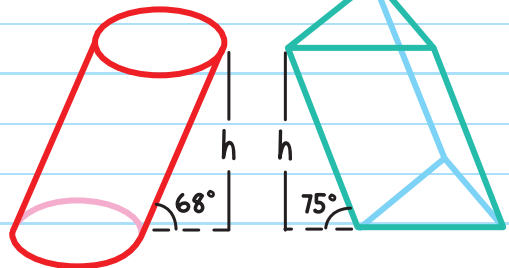
$$= 240\pi \text{ in.}^3 \approx 754.0 \text{ in.}^3$$



Oblique Prisms and Cylinders

An **OBLIQUE PRISM** or **CYLINDER** does not have right angles between the sides and the base.

The volume of an oblique prism is taken from the volume of a regular (right angle) prism.



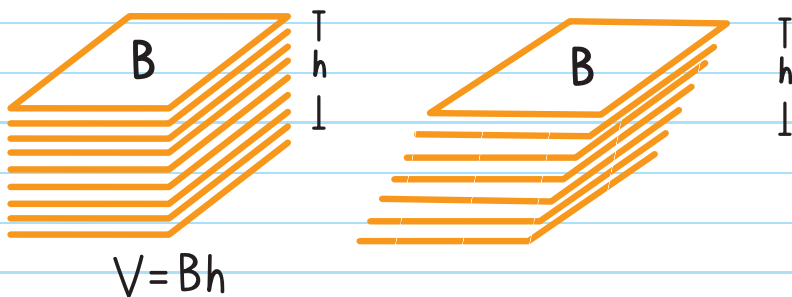
OBLIQUE

means slanted, not parallel or perpendicular

A stack of papers is like a rectangular prism with volume $V = Bh$.

Imagine the same stack slanted a bit.

The height of the papers didn't change. Neither did the volume of the papers. Only the orientation changed.



So, the volume of an oblique prism is the same as a right prism with the same base and height, $V = Bh$.

CAVALIERI'S PRINCIPLE

Bonaventura Francesco Cavalieri

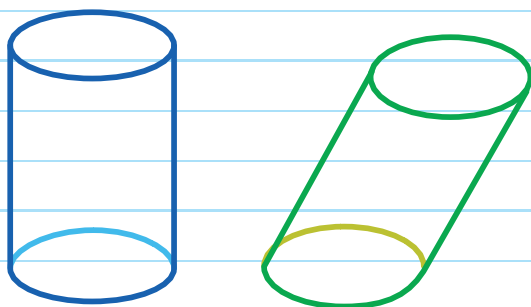
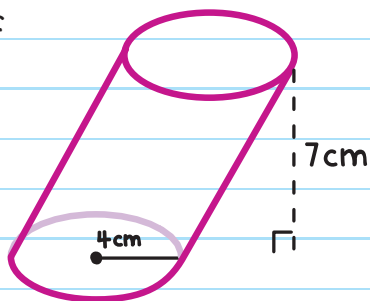
(1598–1647; an Italian mathematician)

If two solids have the same height and the same cross-sectional area at every level (like the area of one sheet of paper), then they have equal volume.


Cavalieri's Principle can also be used to show that the volume of an oblique cylinder is the same as the volume of a right cylinder, $V = \pi r^2 h$.

EXAMPLE: Find the volume of the cylinder.

$$\begin{aligned} V &= \pi r^2 h \\ &= \pi (4)^2 (7) = 112\pi \\ V &= 112\pi \text{ in.}^3 \end{aligned}$$



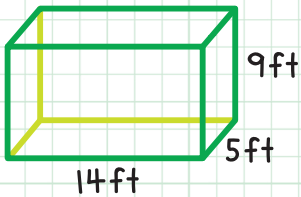
FORMULA FOR VOLUME
IS THE SAME



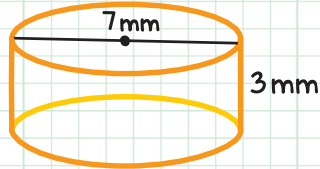
CHECK YOUR KNOWLEDGE

For questions 1-8, find the volume of the prism or cylinder.

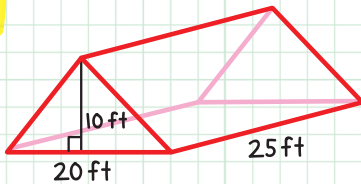
1.



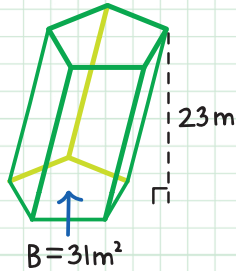
5.



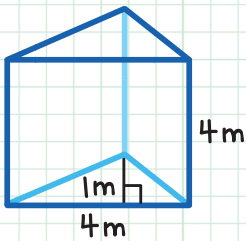
2.



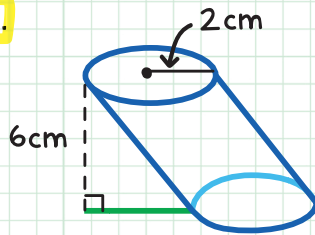
6.



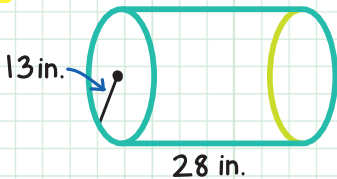
3.



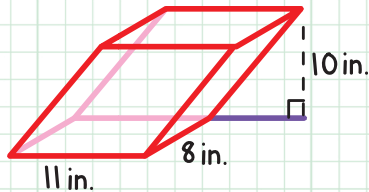
7.



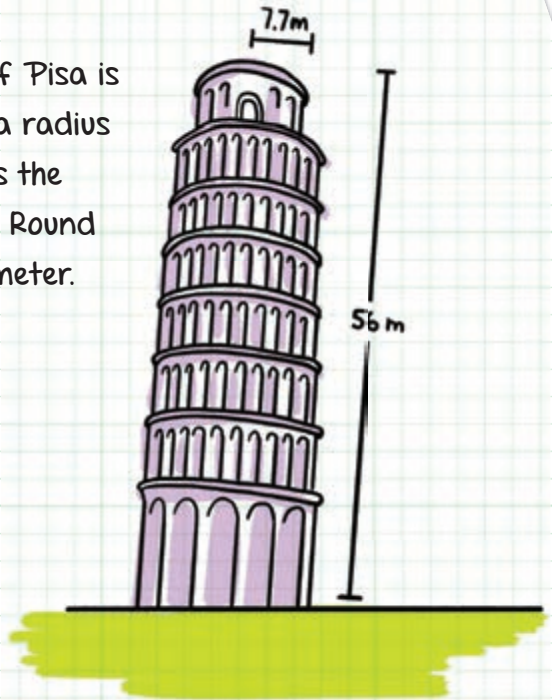
4.




8.



9. The Leaning Tower of Pisa is 56 meters high, with a radius of 7.7 meters. What is the volume of the tower? Round to the nearest cubic meter.



10. A fruit juice company's cans have the dimensions shown. What is the volume of one can? Round to the nearest tenth.



CHECK YOUR ANSWERS



1. $14(5)(9)$; 630 ft^3
2. $\frac{1}{2}(20)(10)(25)$; $2,500 \text{ ft}^3$
3. $\frac{1}{2}(4)(1)(4)$; 8 m^3
4. $\pi(13^2)(28)$; $4732\pi \text{ in.}^3 \approx 14,858.1 \text{ in.}^3$
5. $\pi(3.5^2)(3)$; $36.75\pi \text{ mm}^3 \approx 115.4 \text{ mm}^3$
6. $31(23)$; 713 m^3
7. $\pi(2^2)(6)$; $24\pi \text{ cm}^3 \approx 75.4 \text{ cm}^3$
8. $11(8)(10)$; 880 in.^3
9. $\pi(7.7^2)(56)$; $10,426 \text{ m}^3$
10. $\pi(1.5^2)(4.8)$; 33.9 in.^3

Chapter 52

VOLUMES OF PYRAMIDS AND CONES

VOLUME OF A PYRAMID

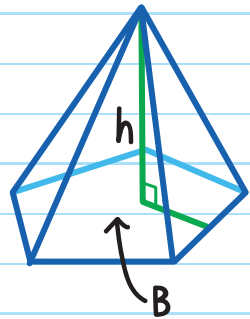
To calculate the volume of a pyramid, multiply one-third by the area of the base of the pyramid times the height.

The formula for the volume of a pyramid is:

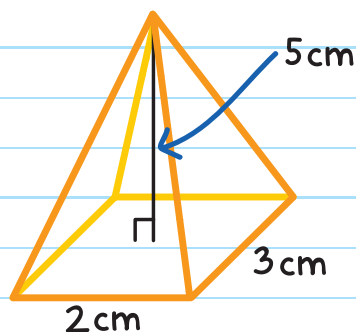
$$V = \frac{1}{3} \times \text{area of base} \times \text{height}$$

or

$$V = \frac{1}{3} Bh$$



EXAMPLE: Find the volume of the pyramid.



One Way

First, find the value for B, the area of the base.

$$B = lw \text{ (length} \times \text{width)}$$

$$= 2 \times 3$$

$$= 6 \text{ cm}^2$$

$$V = \frac{1}{3} Bh$$

$$= \frac{1}{3} (6)(5) = 10$$

$$V = 10 \text{ cm}^3$$

Another Way

$$B = lw, \text{ we can use } V = \frac{1}{3} lwh$$

$$V = \frac{1}{3} lwh$$

$$= \frac{1}{3} (2)(3)(5)$$

$$V = 10 \text{ cm}^3$$

EXAMPLE: Find the height of the regular pentagonal prism with volume 453.6 in.^3 .

Step 1: Find the area of the base.

Since the base is a regular pentagon, its area is:

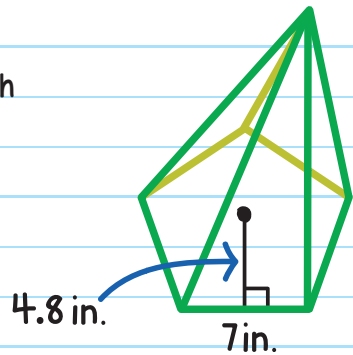
$$\begin{aligned} B &= \frac{1}{2} aP \\ &= \frac{1}{2} (4.8)(35) \\ &= 84 \end{aligned}$$

Step 2: Find the height.

$$\begin{aligned} V &= \frac{1}{3} Bh \\ 453.6 &= \frac{1}{3} (84)h \end{aligned}$$

$$h = 16.2$$

The height is 16.2 in.



VOLUME OF A CONE

To calculate the volume of a cone, use the formula:

$$\text{Volume} = \frac{1}{3} \text{ area of the base} \times \text{height:}$$

$$V = \frac{1}{3} \text{ base} \times \text{height}$$

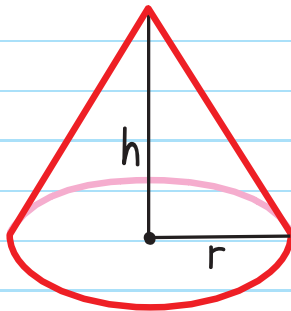
or

$$V = \frac{1}{3} Bh$$

Since the base of a cone is a circle with area πr^2 ,
this formula becomes:

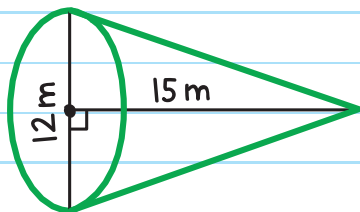
$$\text{Volume} = \frac{1}{3} \times \pi \times \text{radius}^2 \times \text{height:}$$

$$V = \frac{1}{3} \pi r^2 h$$



EXAMPLE: Find the volume of the cone.

Since the radius is half the length of the diameter, $r = 6$.



$$V = \frac{1}{3}\pi r^2 h$$

$$= \frac{1}{3}\pi(6)^2(15)$$

$$= 180\pi \approx 565.5$$

The volume of the cone is $180\pi \text{ m}^3$ or about 565.5 m^3 .

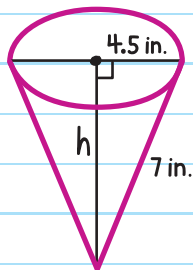
EXAMPLE: June has a cone-shaped container that is filled to the top with popcorn. Find the volume of the cone.

Before we can use $V = \frac{1}{3}\pi r^2 h$, we need to find the height of the container, h , using the Pythagorean Theorem.

$$h^2 + 4.5^2 = 7^2$$

$$h^2 = 28.75$$

$$h \approx 5.36 \text{ in.}$$



Now we have all the information we need to find the volume.


$$\begin{aligned}V &= \frac{1}{3}\pi r^2 h \\ &= \frac{1}{3}\pi(4.5)^2(5.36) \\ &\approx 113.7\end{aligned}$$

The volume of the cone is about 113.7 in.³.

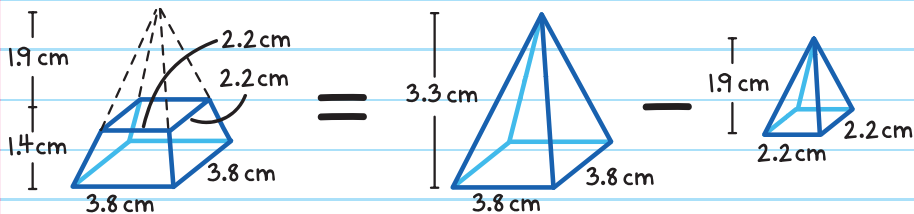
Volume of a Frustum

The **FRUSTUM** is the part of a pyramid or cone that is left when its top is cut off by a plane parallel to its base.

Find the volume of a frustum by subtracting the volume of the missing portion of the solid from the volume of the entire solid.



EXAMPLE: Find the volume of the frustum.



Volume of frustum = Volume of entire prism - Volume of missing portion

$$= \frac{1}{3} Bh - \frac{1}{3} Bh$$

formula for
volume of a pyramid

$$= \frac{1}{3} lwh - \frac{1}{3} lwh$$


$$= \frac{1}{3} (3.8 \times 3.8)(3.3) - \frac{1}{3} (2.2 \times 2.2)(1.9)$$

$$= 15.884 - 3.065$$

$$= 12.82$$

The volume of the frustum is 12.82 cm^3 .

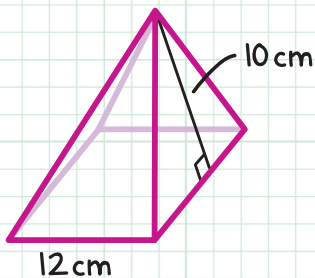




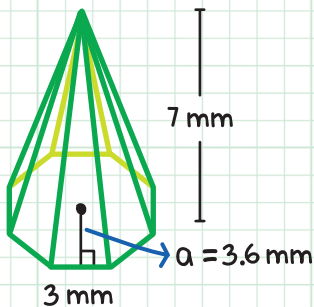
CHECK YOUR KNOWLEDGE

For questions 1 and 2, find the volume of each regular pyramid. Round to the nearest tenth if necessary.

1.

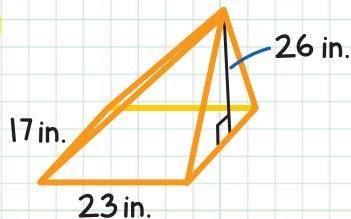


2.

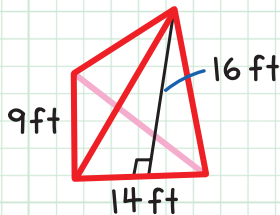


For questions 3 and 4, find the volume of the pyramids. Round to the nearest tenth if necessary.

3.

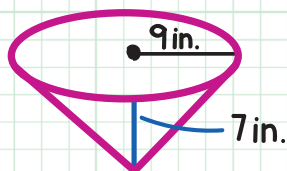


4.

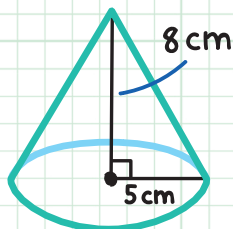


For questions 5–7, find the volume of the cone. Round to the nearest tenth if necessary.

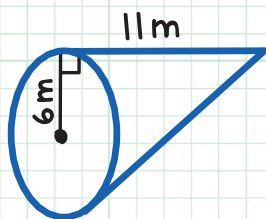
5.



7.

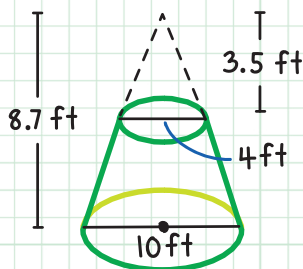


6.



8.

Find the volume of the frustum.



9.

Find the height of a pyramid with volume 72 in.^3 and base area 36 in.^2 .

10.

Find the radius of a cone with volume 147 m^3 and height 9 m . Round to the nearest tenth.

CHECK YOUR ANSWERS



1. $\frac{1}{3} (12)(12)(8)$; 384 cm^3

2. $\frac{1}{3} \left(\frac{1}{2}\right)(3.6)(24)(7)$; 100.8 mm^3

3. $\frac{1}{3} (23)(17)(26)$; $3,388.7 \text{ in.}^3$

4. $\frac{1}{3} \left(\frac{1}{2}\right)(14)(9)(16)$; 336 ft^3

5. $\frac{1}{3} \pi(9^2)(7)$; 593.5 in.^3

6. $\frac{1}{3} \pi(6^2)(11)$; 414.5 m^3

7. $\frac{1}{3} \pi(5^2)(8)$; 209.3 cm^3

8. $\frac{1}{3} \pi(5^2)(8.7) - \frac{1}{3} \pi(2^2)(3.5)$; 213.1 ft^3

9. $72 = \frac{1}{3} (36)h$; 6 in.

10. $147 = \frac{1}{3} \pi r^2(9)$; 3.9 m

Chapter 53

SURFACE AREA AND VOLUME OF SPHERES

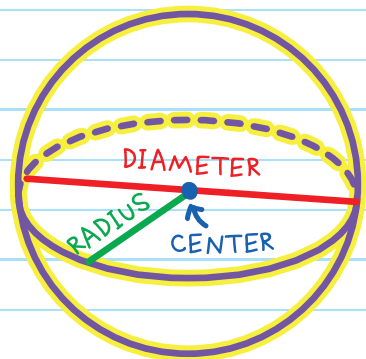
A **SPHERE** is a set of points in a space that are equidistant from a center point, like a ball.

an equal distance


A **radius of a sphere** is a line segment from the center to a point on the sphere.

Every line from the center of a sphere to the edge is a radius.

A **diameter of a sphere** is a line segment that passes through the center with both ends on the sphere.



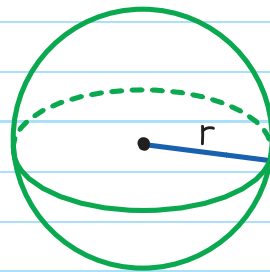
A **HEMISPHERE** is half a sphere.



The circle that divides a sphere into two hemispheres is called the **GREAT CIRCLE**.

SURFACE AREA OF A SPHERE

To calculate the surface area of a sphere, use the formula:



$$SA = 4\pi r^2$$
 $r = \text{radius of the sphere}$

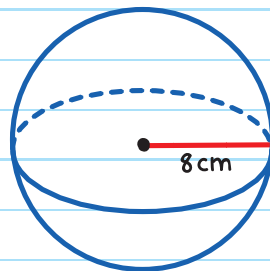
EXAMPLE: Find the surface area of the sphere.

$$SA = 4\pi r^2$$

$$= 4\pi(8)^2$$

$$= 256\pi \approx 804.2$$

$$SA = 256\pi \text{ cm}^2 \text{ or about } 804.2 \text{ cm}^2$$



EXAMPLE: Find the surface area of a sphere that has a great circle with circumference 65π in.².

Before we can use $SA = 4\pi r^2$, we must find the radius. We will find it using the great circle, since it has the same radius as the sphere.

Since the circumference of the great circle is 65π in.²,

$$C = 2\pi r$$

$$65\pi = 2\pi r$$

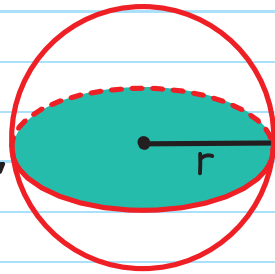
$$r = 32.5 \text{ in.}$$

$$SA = 4\pi r^2$$

$$= 4\pi(32.5)^2$$

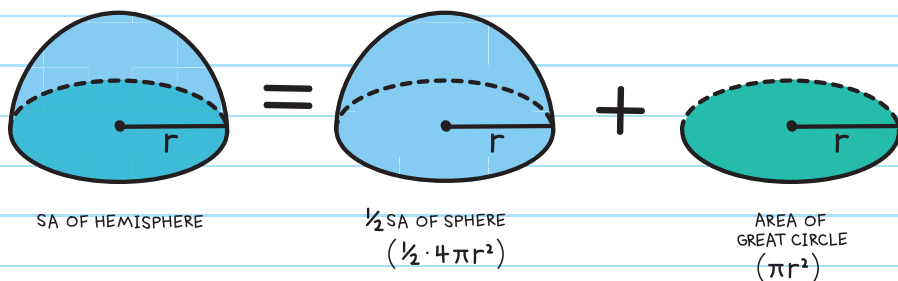
$$= 4225\pi$$

The surface area is 4225π in.².



radius of great circle = radius of sphere

The **SURFACE AREA OF A HEMISPHERE** is half the surface area of a sphere plus the area of the great circle.



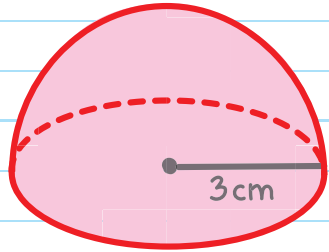
$$SA = \frac{1}{2} (4\pi r^2) + \pi r^2$$

EXAMPLE: Hiro baked cookies in the shape of hemispheres. Each cookie has a radius of 3 cm. Hiro is going to completely coat each with chocolate. He has enough chocolate to cover a surface area of 2,000 cm². How many cookies can Hiro coat?



The surface area of each cookie is:

$$\begin{aligned} SA &= \frac{1}{2} (4\pi r^2) + \pi r^2 \\ &= \frac{1}{2} [4\pi(3)^2] + \pi(3)^2 \\ &= 27\pi \text{ cm}^2 \end{aligned}$$



The number of cookies Hiro can coat is:

$$\frac{\text{Total SA}}{\text{SA per cookie}} = \frac{2,000}{27\pi} \approx 23.6$$

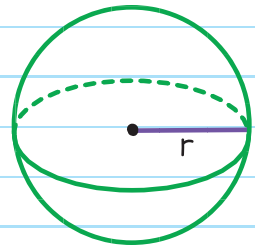
Hiro can coat 23 cookies with chocolate.

VOLUME OF A SPHERE

To calculate the volume of a sphere,
use the formula:

$$V = \frac{4}{3} \pi r^3$$

r = radius of the sphere

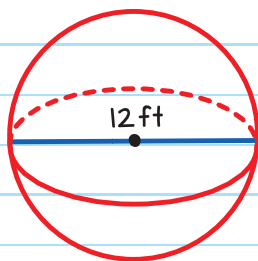


TO SOLVE, ALL YOU
NEED TO KNOW IS THE
RADIUS OF THE SPHERE.



EXAMPLE: Find the volume of the sphere.

The radius is half the diameter, so $r = 6$ ft.



$$\begin{aligned} V &= \frac{4}{3}\pi r^3 \\ &= \frac{4}{3}\pi(6 \text{ ft})^3 \\ &= 288\pi \text{ ft}^3 \end{aligned}$$

EXAMPLE: Find the volume of a ball that has a surface area of 100π inches².

First find the radius of the ball using the surface area:

$$SA = 4\pi r$$

$$100\pi = 4\pi r^2$$

$$r^2 = \frac{100\pi}{4\pi}$$

$$r^2 = 25$$

$r = 5$ The radius is 5 inches.

Then find the volume:

$$V = \frac{4}{3}\pi r^3$$

$$= \frac{4}{3}\pi(5)^3$$

$$= \frac{500}{3}\pi \approx 523.6$$


The volume of the ball is approximately 523.6 in.³.

The volume of a hemisphere is one-half the volume of a sphere. The formula is:

$$V = \frac{1}{2} \times \frac{4}{3}\pi r^3$$

HALF THE SHAPE;
HALF THE FORMULA!

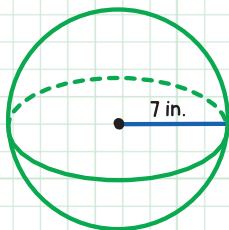




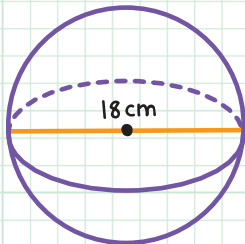
CHECK YOUR KNOWLEDGE

For questions 1-3, find the surface area of each sphere or hemisphere. Leave answers in terms of pi.

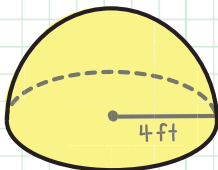
1.



2.



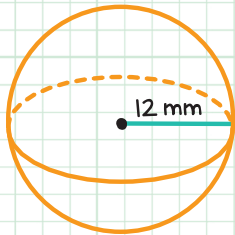
3.



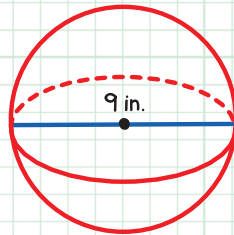
4. Find the surface area of a sphere if the circumference of the great circle is 20 meters. Round to the nearest tenth.
5. Find the surface area of a hemisphere if the area of the great circle is π ft². Leave your answer in terms of pi.
6. Find the volume of a sphere if the surface area is 31π m. Round to the nearest tenth.

For questions 7–9, find the volume of each sphere or hemisphere. Leave answers in terms of pi.

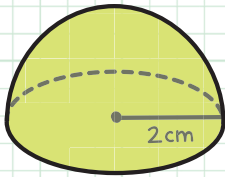
7.



8.



9.



10. Find the volume of a hemisphere if the circumference of the great circle is 45 feet. Round to the nearest tenth.
11. Steel weighs .2904 pounds per inches³. How much does a steel ball with a diameter of 6 inches weigh? Round to the nearest tenth.
12. Nicole is exercising with a piece of equipment that is hollow and in the shape of a hemisphere. The base of the ball has an area of 169π in.². What is the volume of the air inside the ball to the nearest tenth?

CHECK YOUR ANSWERS



1. $4\pi(7^2)$; $196\pi \text{ in.}^2$

2. $4\pi(9^2)$; $324\pi \text{ cm}^2$

3. $\frac{1}{2}(4)\pi(4^2) + \pi(4^2)$; $48\pi \text{ ft}^2$

4. $4\pi(3.2^2)$; 127.3 m^2

5. $\frac{1}{2}(4)\pi(1^2) + \pi(1^2)$; $3\pi \text{ ft}^2$

6. $\frac{4}{3}\pi(2.8^3)$; 91.9 m^3

7. $\frac{4}{3}\pi(12^3)$; $2,304\pi \text{ mm}^3$

8. $(\frac{4}{3}\pi(4.5^3))$; $\frac{243}{2}\pi = 121.5\pi \text{ in.}^3$

9. $\frac{1}{2}(\frac{4}{3}\pi(2^3))$; $\frac{16}{3}\pi \text{ cm}^3$

10. $\frac{1}{2}(\frac{4}{3}\pi(7.2^3))$; 781.3 ft^3

11. $0.2904(\frac{4}{3}\pi(3^3))$; 32.8 lbs

12. Area of the base = πr^2 ; $169\pi = \pi r^2$; $r^2 = 169$; $r = 13$
 $V = \frac{1}{2} \times \frac{4}{3}\pi r^3 = \frac{1}{2} \times \frac{4}{3}\pi(13^3) = 4,599.1 \text{ in.}^3$

Chapter 54

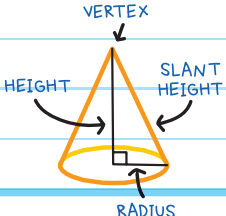
VOLUMES OF COMPOSITE FIGURES

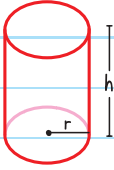
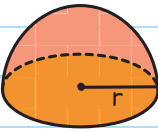
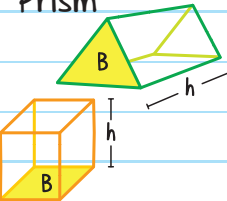
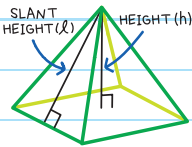
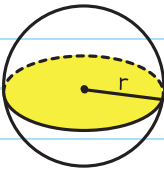
A **3-D COMPOSITE FIGURE** is a shape made up of two or more basic geometric solids.

We can split a composite figure into its basic geometric solids to make calculations.

P = perimeter of the base
B = area of the base
r = radius of the base
h = height
l = slant height

Formulas used to calculate volume in composite 3-D figures:

SOLID	LATERAL AREA	SURFACE AREA	VOLUME
Cone 	$\pi r l$	$B + \pi r l$ or $\pi r^2 + \pi r l$	$\frac{1}{3} B h$ or $\frac{1}{3} \pi r^2 h$

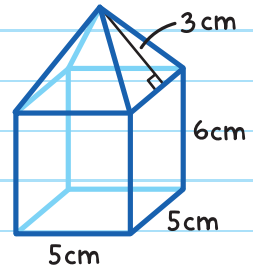
SOLID	LATERAL AREA	SURFACE AREA	VOLUME
Cylinder 	$2\pi rh$	$2B + 2\pi rh$ or $2\pi r^2 + 2\pi rh$	Bh or $\pi r^2 h$
Hemisphere 		$\frac{1}{2}(4\pi r^2) + \pi r^2$	$\frac{1}{2}\left(\frac{4}{3}\pi r^3\right)$
Prism 	Ph	$2B + Ph$	Bh
Pyramid 	$\frac{1}{2}Pl$	$B + \frac{1}{2}Pl$	$\frac{1}{3}Bh$
Sphere 		$4\pi r^2$	$\frac{4}{3}\pi r^3$

SURFACE AREA OF COMPOSITE FIGURES

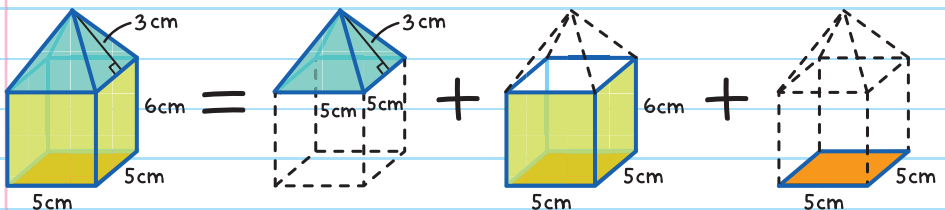
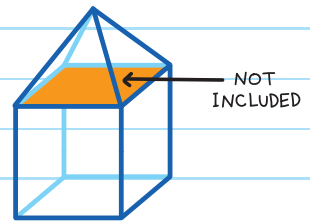
The surface area of a composite figure is the area that covers the entire outside of the solid. To find the surface area, add up the areas of the faces, including any curved surfaces (only the parts on the outside).

EXAMPLE: Find the surface area of the composite figure.

The parts on the surface are the lateral area of the pyramid, the lateral area of the prism, and the bottom of the composite figure, which is the base of the prism.



Do not include the top base of the prism (which is also the base of the pyramid) because it is not on the surface.



Total surface area = Lateral area of the pyramid + Lateral area of the prism + Area of one of the prism's bases

$$= \frac{1}{2}Pl + Ph + lw$$

$$= \frac{1}{2}(5 + 5 + 5 + 5)(3) + (5 + 5 + 5 + 5)(6) + 5 \times 5$$

$$= 30 + 120 + 25$$

$$= 175$$

The surface area of the composite figure is 175 cm².

EXAMPLE: Find the surface area of the ice cream cone and the ice cream.

Separate the solid into the cone and the hemisphere.




$$\begin{aligned}
 \text{Total surface area} &= \text{Lateral area of the cone} + \frac{1}{2} \text{Surface area of a sphere} \\
 &= \pi r l + \frac{1}{2} (4\pi r^2) \\
 &= \pi(1.5)(4.5) + \frac{1}{2} [4\pi(1.5)^2] \\
 &\approx 35.3
 \end{aligned}$$

The surface area of the cone and ice cream is approximately 35.3 in.².



Note: For the hemisphere, use half the surface area of a sphere because the surface area of a hemisphere adds the area of the great circle, which is not on the surface, and so not part of the surface area.

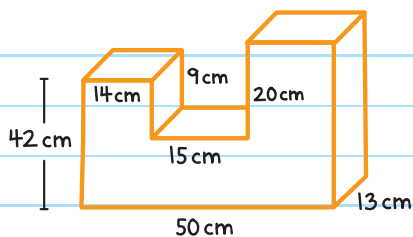


VOLUME OF COMPOSITE FIGURES

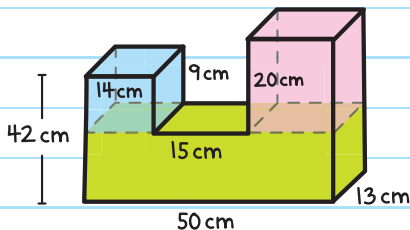
To find the volume of a composite figure, separate the shape into its basic solids. Then we find the volume of each solid, using the volume formulas. Finally, add all the volumes together.

EXAMPLE: Find the volume of the composite figure.

Separate the solid into three prisms.



Since the volume of each prism is $V = lwh$, find the missing length, width, and height of each solid.



Use the horizontal lengths to find the length of the red prism:

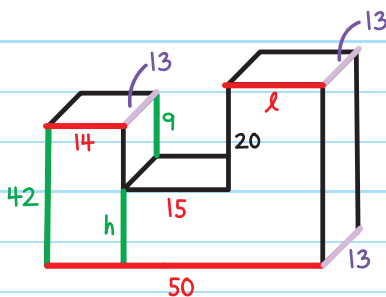
$$l = 50 - 14 - 15 = 21$$

Use the total height to find the height of the green prism:

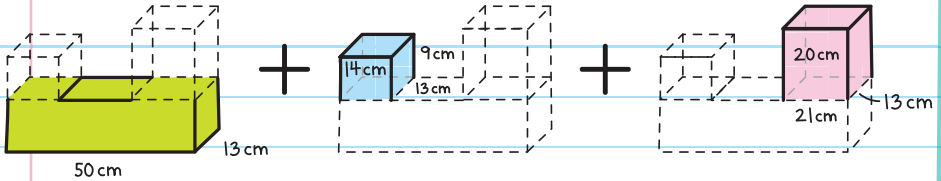
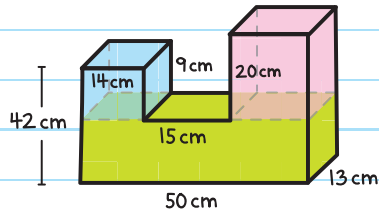
$$h = 42 - 9 = 33$$

The width is the same throughout the solid, so the width of every prism is:

$$w = 13$$



Now, we have all the information we need to find the volume.



$$\text{Total Volume} = \text{Volume of green prism} + \text{Volume of blue prism} + \text{Volume of red prism}$$

$$= lwh + lwh + lwh$$

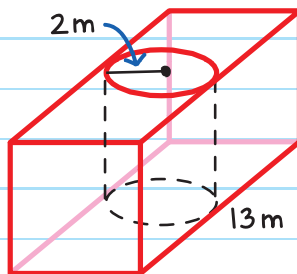
$$= (50)(13)(33) + (14)(13)(9) + (21)(13)(20)$$

$$= 28,548$$

The volume is 28,548 cm³.

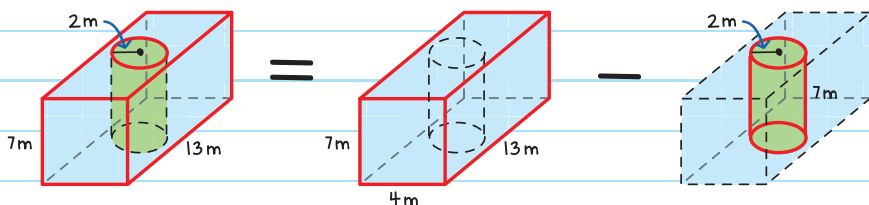


EXAMPLE: Find the volume of the solid.



If we subtract the volume of the cylinder from the volume of the rectangular prism, we end up with the volume of the remaining solid.


The length of the prism is the diameter of the cylinder,
 $l = 2\text{ m} + 2\text{ m} = 4\text{ m}$



Total volume = Volume of the prism - Volume of the cylinder

$$\begin{aligned} &= lwh - \pi r^2 h \\ &= (4)(13)(7) - \pi(2)^2(7) \\ &= 364 - 28\pi \\ &\approx 276.0 \end{aligned}$$

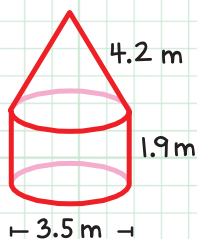
The volume is approximately 276.0 m^3 .



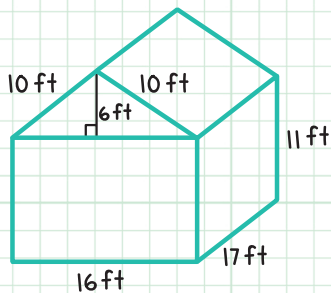
CHECK YOUR KNOWLEDGE

For questions 1 and 2, find the surface area of each composite figure. Round to the nearest tenth if necessary.

1.

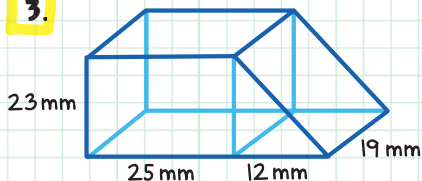


2.

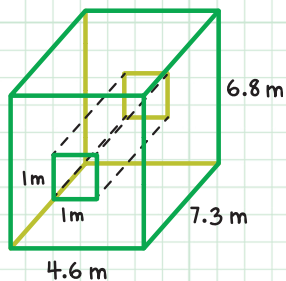


For questions 3–6, find the volume of the composite figures. Round to the nearest tenth if necessary.

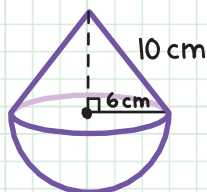
3.



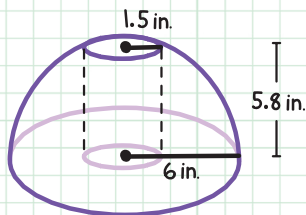
5.



4.



6.



CHECK YOUR ANSWERS



1. $2\pi(1.75)(1.9) + \pi(1.75^2) + \pi(1.75)(4.2)$; 53.6 m^2

2. $2\left(\frac{1}{2}\right)(16)(6) + 2(10)(17) + 2(17)(11) + 2(16)(11) + 16(17)$; $1,434 \text{ ft}^2$

3. $23(25)(19) + \frac{1}{2}(12)(23)(19)$; $13,547 \text{ mm}^3$

4. $\frac{1}{2}\left(\frac{4}{3}\right)\pi(6^3) + \frac{1}{3}\pi(6^2)(8)$; 754.0 cm^3

5. $4.6(7.3)(6.8) - 1(1)(7.3)$; 221.0 m^3

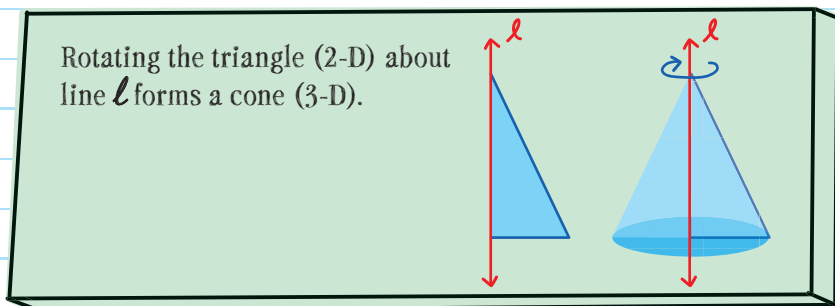
6. $\frac{1}{2}\left(\frac{4}{3}\right)\pi(6^3) - \pi(1.5^2)(5.8)$; 411.2 in.^3

Chapter 55

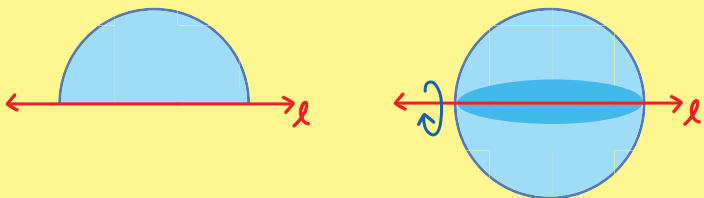
SOLIDS OF REVOLUTION

A **SOLID OF REVOLUTION** is the solid formed when a two-dimensional object is rotated about a line, called the **AXIS**.

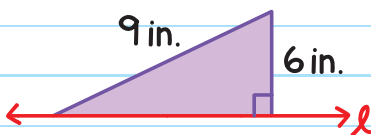
Examples of a solid of revolution:



Rotating the semicircle (2-D) about line ℓ forms a sphere (3-D).

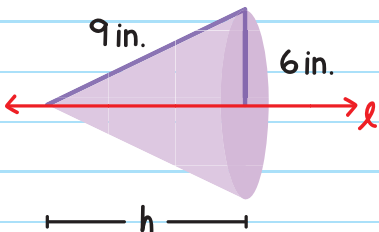


EXAMPLE: Find the volume of the solid formed when the triangle is rotated about line ℓ .



The solid formed is a cone.

The hypotenuse of the triangle becomes the slant height of the cone, so $\ell = 9$ in. The 6-in. leg of the triangle becomes the radius of the base of the cone, so $r = 6$ in.



To use the formula for the volume of a cone, $V = \frac{1}{3}\pi r^2 h$, first find the height of the cone, using the Pythagorean Theorem.

$$h^2 + r^2 = \ell^2$$

$$h^2 + 6^2 = 9^2$$

$$h^2 + 36 = 81$$

$$h^2 = 45$$

$$h = \sqrt{45} = \sqrt{9} \cdot \sqrt{5} = 3\sqrt{5}$$

Then insert the solution into the formula:

$$\begin{aligned}V &= \frac{1}{3}\pi r^2 h \\&= \frac{1}{3}\pi(6)^2(3\sqrt{5}) \\&= 36\sqrt{5}\pi\end{aligned}$$

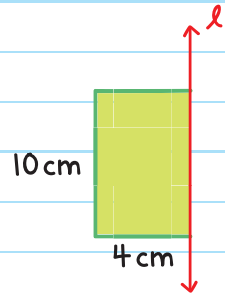
The volume of the cone is $36\sqrt{5}\pi \text{ in.}^3$.

EXAMPLE: Find the volume of the solid formed when the rectangle is rotated about line ℓ .

The solid formed is a cylinder.

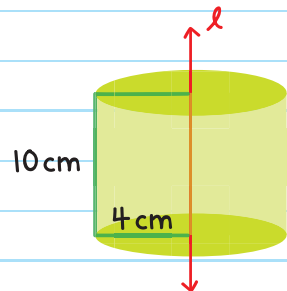
The 10-cm side of the rectangle becomes the height of the cylinder.

The 4-cm side of the rectangle becomes the radius of the base of the cylinder.



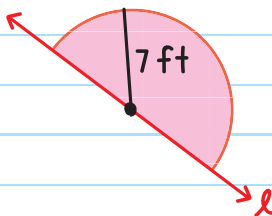
The volume is:

$$\begin{aligned}V &= \pi r^2 h \\&= \pi(4)^2(10) \\&= 160\pi\end{aligned}$$



The volume of the cylinder is $160\pi \text{ cm}^3$.

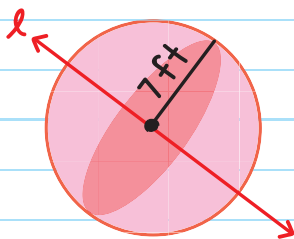
EXAMPLE: Find the surface area of the solid formed when the semicircle is rotated about line l .



The solid formed is a sphere with a radius of 7 feet.

The surface area is:

$$\begin{aligned} SA &= 4\pi r^2 \\ &= 4\pi(7)^2 \\ &= 196\pi \end{aligned}$$



The surface area is $196\pi \text{ ft}^2$.

SOLIDS OF REVOLUTION ON A COORDINATE PLANE

A two-dimensional figure rotated around the x - or y -axis (or another line in the plane) also forms a three-dimensional object.

Rotating a figure around the y -axis rotates the figure horizontally (left and right). Rotating a figure around the x -axis rotates the figure vertically (up and down).

EXAMPLE: Find the surface area of the triangle rotated about the y -axis.

The solid formed is a cone with a height of 3 units and base radius of 4 units.

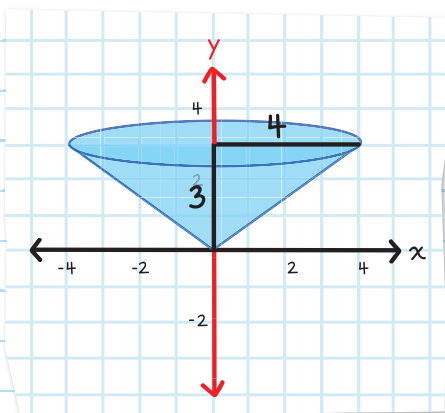
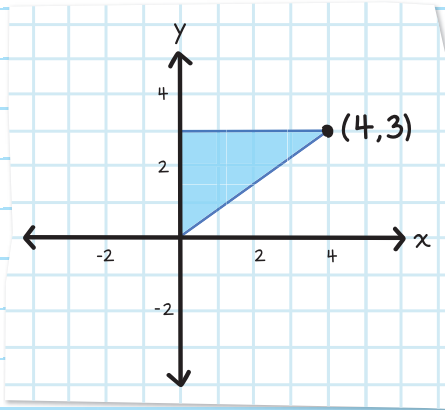
In order to use the surface area formula for a cone, $SA = \pi r^2 + \pi r\ell$, we must find ℓ , the slant height.

Since the hypotenuse of the triangle becomes the slant height, we can use Pythagorean triples 3, 4, 5 (or the Pythagorean Theorem) to find slant height, $\ell = 5$.

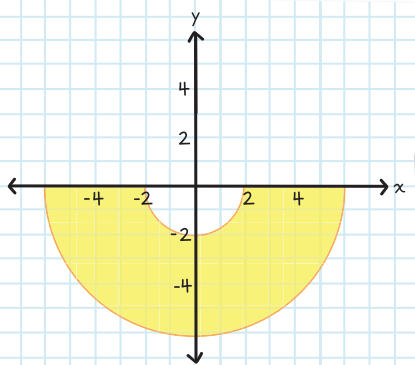
The surface area:

$$\begin{aligned} SA &= \pi r^2 + \pi r\ell \\ &= \pi(4)^2 + \pi(4)(5) \\ &= 36\pi \end{aligned}$$

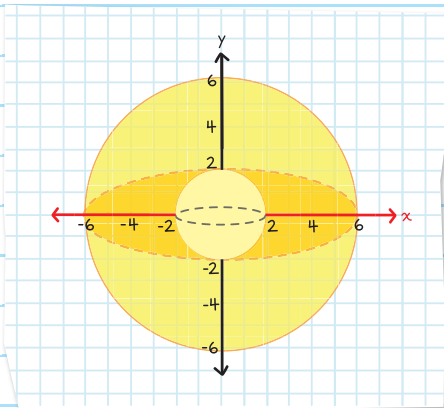
The surface area of the cone is 36π units².



EXAMPLE: Find the volume of the solid formed by rotating the shaded figure around the x -axis.



The solid formed by each semicircle is a sphere. The portion between the spheres (the shaded part) is the volume we need to find.



Volume of shaded portion = Volume of larger sphere -
Volume of the smaller sphere.

$$= \frac{4}{3}\pi r^3 - \frac{4}{3}\pi r^3$$

$$= \frac{4}{3}\pi(6)^3 - \frac{4}{3}\pi(2)^3$$

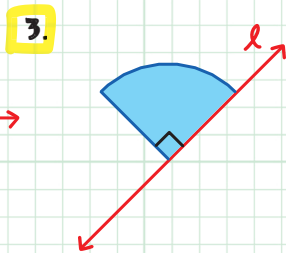
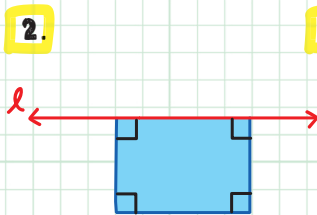
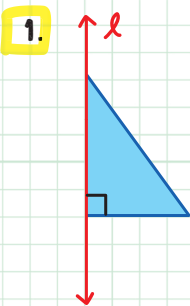
$$= 277.3\pi$$

The volume of the shaded portion is 277.3π units³.

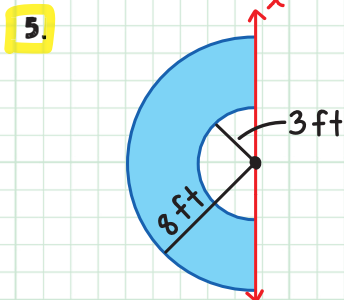
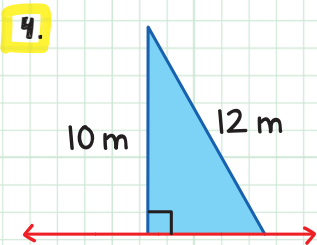


CHECK YOUR KNOWLEDGE

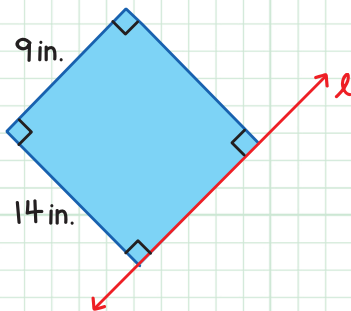
For questions 1-3, name the solid formed when the shaded figure is rotated about line l .



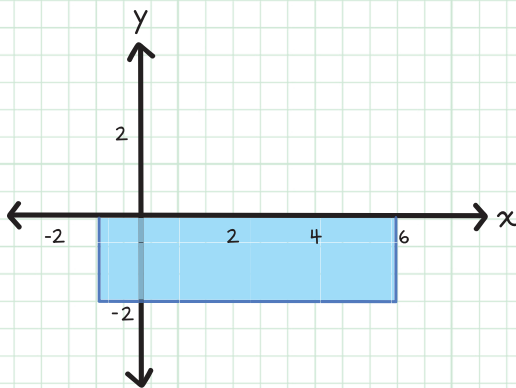
For questions 4 and 5, find the volume of the solid formed when the shaded figure is rotated about line l . Round answer to the nearest tenth.



6. Find the surface area of the solid formed when the rectangle is rotated about line l . Leave answer in terms of π .

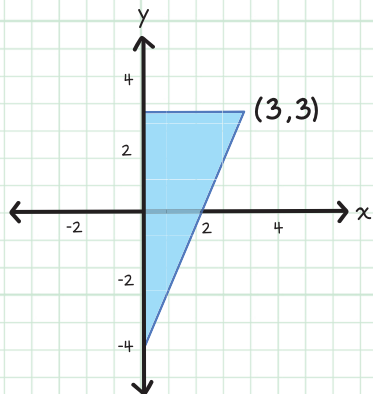


7. Find the volume of the solid formed when the figure is rotated about the x -axis. Leave answer in terms of π .

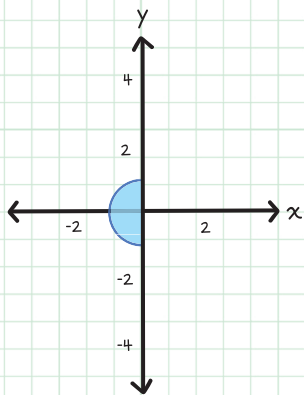


For questions 8 and 9, find the volume of the solid formed when the shaded figure is rotated about the y -axis. Leave answers in terms of π .

8.



9.



CHECK YOUR ANSWERS



1. Cone

2. Cylinder

3. Hemisphere

4. $\frac{1}{3} \pi (10^2) \sqrt{44}$; 694.6 m^3

5. $\frac{4}{3} \pi (8^3) - \frac{4}{3} \pi (3^3)$; $2,031.6 \text{ ft}^3$

6. $2\pi(14^2) + 2\pi(14)(9)$; $644\pi \text{ in.}^2$

7. $\pi(2^2)(7)$; $28\pi \text{ units}^3$

8. $\frac{1}{3} \pi (3^2)(7)$; $21\pi \text{ units}^3$

9. $\frac{4}{3} \pi (1^3)$; $\frac{4}{3} \pi \text{ units}^3$

★ INDEX ★

A

absolute value, 367
acute angle, 19
acute triangle, 121, 359–360
addition–subtraction property of equality, 70
adjacent angles, 20, 27
adjacent arcs, 433
adjacent leg, definition of, 400
alternate exterior angles, 91
alternate exterior angles theorem, 102–103, 105
alternate interior angles, 91
alternate interior angles theorem, 101, 105, 156
altitude, 171, 173
angle addition postulates, 21–22, 34
angle bisector theorem, 333–334
angle bisectors, 33–37, 172
angle of rotation, 251–252, 256–259
angle pairs, 27–40, 91–92, 99–105
angle-angle (AA) similarity postulate, 319–322, 325
angle-angle-side (AAS) congruence, 157–158, 159
angles
acute angles, 19
adjacent angles, 20, 27
base angles, 124
basic angles, 19
central angles, 430, 434, 435–437
classifying triangles by, 121–122
comparing, 177–181
complementary angles, 29, 31–32
congruence and, 139–148
congruent angles, 22–23, 28, 33–34
constructing, 46–47
corresponding, 92, 139, 310–311
definition of, 3, 17
exterior angles, 90, 129–135
exterior angles of, 18
included angles, 144

inscribed angles, 455–459
interior angles, 90, 123–125, 129–131, 129–135, 220–222
interiors of, 18
measure of, 18–19, 442
measures of in polygons, 219–225
naming, 17–18
non-adjacent angles, 20
obtuse angles, 19
proving special angle pairs, 99–105
right angles, 19
same-side interior angles, 91, 103–104, 105
straight angles, 20
supplementary angles, 30–31
transversal angle pairs, 91–92
types of, 19–20
vertical, 27
vertical angles, 27–28
angle-side-angle (ASA) congruence, 153–156, 159
apex, 545
apothem, 504–506
arc addition postulate, 433–434
arc length formula, 436
arcs
adjacent arcs, 433
congruent arcs, 435, 447
definition of, 430
intercepted arcs, 455–456, 471
length of, 434–437
major, 432
measure of, 431–434, 435–437
minor arcs, 432
area
of circles, 511–515, 521
of composite figures, 519–527
of a figure, 490
of kites, 521
of other polygons, 499–507
of parallelograms, 490–493, 520
of rectangles, 490–491, 520

of regular polygons, 521
of rhombuses, 521
of sectors, 514–515
of trapezoids, 520
of triangles, 493–495, 520
axis, 599


B

base, 124
base angles, 124
bases, 533
biconditional statements, 60–62, 65
bisectors
altitude, 171
angle bisector theorem, 333–335
angle bisectors, 33–37
centroid, 168–170
of chords, 448, 451
circumcenter, 165–167
constructing angle, 47–48
incenter, 167–168
median, 168–170
orthocenter, 171
perpendicular bisectors, 35–37, 163–165, 172, 234–235
points of concurrencies, 172–173
segment bisectors, 12–13
triangle bisectors, 163–174


C

Cavalieri's principle, 564–565
center of gravity, 170
center of rotation, 251–252, 260–261, 275
center point, 418
central angles, 430–434, 435–437
centroid, 168–170, 172
centroid theorem, 169–170
chords
congruent, 447–448
definition of, 418, 447
inscribed angles and, 455
theorems about, 447–451
circles
arcs and chords, 447–451

- area of, 511–515, 521
- central angles and arcs, 430–437
- circumference (C) of, 420–425
- concentric, 422–423
- congruent, 435
- on the coordinate plane, 477–481
 - definition of, 418
 - equations of, 477–484
 - fundamentals of, 418–425
 - inscribed angles and, 455–459
 - parts of, 418–419
 - radian measure, 442–444
 - secants, 471–474
 - semicircle, 431
 - tangents and, 463–467
- circumcenter, 165–167, 172
- circumcenter theorem, 166–167
- circumference (C)
 - definition of, 418
 - formula for, 420–425
- collinear points, 5
- common tangents, 463–464
- compass, 41
- complementary angles, 29, 31–32
- completing the square, 481–484
- composite figures
 - area of, 519–527
 - volume of, 589–596
- compositions
 - glide reflections, 269–270
 - of reflections, 271–273
 - symmetry and, 274–275
 - of translations, 267–268
- concentric circles, 422–423
- conclusions, 56–57
- concurrent, definition of, 165
- conditional statements, 56–60, 65
- cones
 - definition of, 551
 - surface area of, 551–553
 - volume of, 572–574, 589
- congruence
 - angle-angle-side (AAS), 151–158
 - angle-side-angle (ASA), 153–156
 - basics of, 279–281
 - definition of, 139
 - properties of, 70–71
 - side-angle-side (SAS), 144–148
 - side-side-side (SSS), 142–143
 - congruence statement, 11
 - congruence transformation, 230
 - congruent angles, 22–23, 28, 33–34
 - congruent arcs, 435, 447
 - congruent chords, 447–448
 - congruent circles, 435
 - congruent line segments, 10–12
 - congruent tangents, 464
 - conjectures, 53–55
 - constants, definition of, 350
 - constructions
 - angle bisectors, 47–48
 - angles, 46–47
 - parallel lines, 44–45
 - perpendicular lines, 42–43
 - tools for, 41
 - converse, 58–62
 - converse of alternate exterior angles theorem, 109–110
 - converse of alternate interior angles theorem, 109, 111–112
 - converse of corresponding angles postulate, 109–110
 - converse of isosceles triangle theorem, 125
 - converse of perpendicular bisectors theorem, 164
 - converse of same-side interior angles theorem, 109–110, 113
 - converting degrees and radians, 444
 - coordinate plane
 - circles on, 477–481
 - dilations on, 302–304
 - distance on, 368–369
 - midpoint on, 364–366
 - reflections on, 233–239
 - rotations on, 257–259
 - solids of revolution on, 602–604
 - solving problems with, 147–148
 - translations on, 244–247
 - coordinate quadrilateral proofs
 - using distance formula for, 390–394
 - using slope formula for, 388–389
 - writing, 386–387
 - coordinate triangle proofs
 - using distance formula for, 374–377
 - using Pythagorean theorem, 379–380
 - using slope formula for, 377–378
 - writing, 373–374
 - coplanar points, 6
 - corollary, definition of, 332
 - corollary to the triangle proportionality theorem, 332–333
 - corresponding angles, 92, 139, 310–311
 - corresponding angles postulate, 99, 105
 - corresponding sides, 139, 310–311
 - cosine (cos), 401–402
 - cosines, law of, 412–414
 - counterexamples, 54–55
 - cross products, 289–291
 - cube, 7
 - cubic units, 557
 - cylinders
 - oblique, 563–565
 - surface area of, 539–541
 - volume of, 562–565, 590

D 

 - decagon, number of sides in, 219
 - deductive reasoning, 62–65
 - degrees, 18–19
 - degrees and radians, converting, 444
 - detachment, law of, 62–63, 65
 - diameter (d)
 - as bisector of chord, 448, 451
 - definition of, 419
 - formula for, 420–422
 - of spheres, 579
 - dilations
 - on the coordinate plane, 302–304
 - definition of, 295
 - drawing, 300–301
 - finding scale factor, 297–299
 - scale factor for, 296
 - distance formula, 367–369, 373–377, 387, 390–391
 - distributive property, 71
 - division property of equality, 70
 - drawing rotations, 253–255

E 

 - edges, 532

endpoints, angles and, 17
enlargements, 295–296
equality properties, 69–71
equiangular triangle, 122
equidistant, definition of, 163
equilateral triangle, 121, 506
equivalent fractions, 289
extended ratio, 288
exterior angle measures,
223–225
exterior angle space, 18
exterior angles, 90, 132–135

F
faces, 532
flowchart proofs, 75–77
frustum, volume of, 574–575

G
geometric proofs
definition of, 69
flowchart proofs, 75–77
paragraph proofs, 77–79
properties of equality
and congruence for,
69–71
two-column proofs, 72–75
geometry
definition of, 2
key terms for, 2–4
glide reflections, 269–270
graphing linear equations,
349–351
great circle, 580

H
hemisphere
definition of, 580
surface area of, 582–583
volume of, 585, 590
heptagon
area of, 504
number of sides in, 219
hexagon
area of, 505, 507
number of sides in, 219
horizontal lines, 352
hypotenuse
definition of, 400
Pythagorean theorem and,
355–356
hypotenuse–leg (HL) theorem,
158, 159
hypothesis, 56–57

I
if–then statements, 56–62
image, 230–232, 295
incenter, 167–168, 172
incenter theorem, 167–168
included angle, 144
included side, 153–154
inductive reasoning, 53–62, 65
inscribed angles, 455–459
inscribed shapes, 458–459
intercepted arcs, 455–456, 471
interior angle measures,
220–222
interior angle space, 18
interior angles, 90, 129–131
intersecting lines of reflection,
271–273
intersection of lines and planes,
7
inverse trigonometric functions,
411
irrational number, 357
isosceles right triangle, 403
isosceles trapezoid, 212–213,
215
isosceles triangle, 121, 124–125,
374–376
isosceles triangle theorem, 124

K
kites
area of, 502–503, 521
definition of, 214, 215

L
lateral area (L.A.), 534–535, 540,
547, 551, 589–590
lateral faces, 533
law of cosines, 412–414
law of detachment, 62–63, 65
law of sines, 409–412
law of syllogism, 62, 64, 65
laws of deductive reasoning,
62–65
legs, 124
line segment postulates, 8–10
line segments
bisectors of, 12–13
congruent, 10–12
definition of, 3
linear equations, graphing,
349–351
linear pairs
definition of, 30

inductive reasoning example
using, 55
lines
on the coordinate plane,
349–352
definition of, 2, 5
finding slope of, 344–349
intersection of, 7
naming, 5
parallel, 4, 44–45, 88–90,
99–105, 109–113, 271–273
perpendicular, 4, 35, 42–43,
347
as secants, 471–474
slope of, 347
as tangents, 463–464
vertical and horizontal, 352
lines of reflection, 232–239,
271–273
lines of symmetry, 274
logic and reasoning, 53–68

M
magnifications, 295–296
major arcs, 432
mapping of reflection, 232
median, 168–170, 172
midpoint, 12
midpoint formula, 363–366, 373
midsegments, 210
minor arcs, 432, 447
multiplication property of
equality, 70

N
negative reciprocals, 347,
371–378
negative rise, 343
negative run, 343
negative slope, 342
net, 534
non-adjacent angles, 20
nonagon, number of sides in, 219
number line
distance on, 367
midpoint on, 363–364

O
oblique cylinders, 563
oblique prisms, 563
observations, 53–55
obtuse angle, 19
obtuse triangle, 121, 360
octagon, number of sides in, 219

one-dimensional shapes, 5
opposite leg, definition of, 400
opposite orientations, 232
orthocenter, 171, 173

P

paragraph proofs, 77–79
parallel lines

basics of, 88–90
constructing, 44–45
definition of, 4
proving, 109–113
of reflection, 271–273
slope of, 347
special angle pairs and,
99–105

parallel planes, 89
parallelograms

area of, 490–493, 520
definition of, 187, 215
properties of, 188–189
theorems to prove, 190–193
See also quadrilaterals;
rectangles; rhombuses;
squares

pentagon, number of sides in,
219

perfect squares, 357

perimeter, 504, 507

perpendicular bisectors, 35–37,
163–165, 172, 234–235

perpendicular bisectors theorem,
163

perpendicular lines

constructing, 42–43
definition of, 4, 35
slope of, 347

pi (π), 419–420

planes

definition of, 6
intersection of, 7
naming, 6
parallel, 89

point of tangency, 463

points

collinear, 5
coplanar, 6
definition of, 2
intersections and, 7

points of concurrencies

definition of, 165
summary of, 172–173

polygon exterior angle-sum
theorem, 223

polygons

angle measures in, 219–225
area of, 499–507
definition of, 120, 219

exterior angle measures
and, 223–225

interior angle measures and,
220–222

polyhedrons and, 532
regular, 224–225, 504–507,
521, 545

similar, 311–315

types of, 219

See also quadrilaterals;
rectangles; squares;
triangles

polyhedron, 532

positive rise, 343

positive run, 343

positive slope, 342

postulates

angle addition postulates,
21–22, 34

angle-angle (AA) similarity
postulate, 319–322, 325

angle-angle-side (AAS)
congruence postulate,
157–158

angle-side-angle (ASA)
congruence postulate,
155–156

arc addition postulate,
433–434

converse of corresponding
angles postulate, 109–110

corresponding angles
postulate, 99, 105
definition of, 8

line segment postulates, 8–10

segment addition postulate,
8–10

side-angle-side (SAS)
congruence postulate,
148

side-side-side (SSS)
congruence postulate,
142

preimage, 230–232, 295

prime mark ($'$), 231

prisms

definition of, 533
oblique, 563–565
rectangular, 533, 536–537,
558–560

surface area of, 533–538
triangular, 533, 538, 561–562
types of, 533
volume of, 558–562, 590

proofs

coordinate quadrilateral,
386–394

coordinate triangle, 373–380
definition of, 8

geometric, 69–79

proportions

basics of, 289–292
for finding area of circle,
514–515

in triangles, 329–335

proving lines parallel, 109–113

proving special angle pairs,
99–105

pyramids

definition of, 545
height of, 546
regular, 545, 547–550
surface area of, 545–550
types of, 546
volume of, 569–571, 590

Pythagorean theorem, 355–360,
379–380

Pythagorean triples, 359

Q

quadrilateral proofs, coordinate.

See coordinate quadrilateral
proofs

quadrilaterals

common, 187
definition of, 186
inscribed, 458–459
number of sides in, 219
types of, 215
See also kites; rectangles;
rhombuses; squares;
trapezoids

quadratic equation, 481–484

R

radians, 442–444

radical sign, 357

radius (r)

definition of, 419
formula for, 420–422
of spheres, 579
tangents and, 464

ratio, 286–288

ratios, trigonometric, 400–405

ray, definition of, 3
 rays, angles and, 17
 reciprocals, 347, 377–378
 rectangles
 area of, 490–491, 520
 basics of, 202–204
 definition of, 187, 215
 rectangular prisms, 533, 536–537, 558–560
 reductions, 295–296
 reflections
 compositions of, 271–273
 on the coordinate plane, 233–239
 glide, 269–270
 properties of, 270
 rigid motions, 230–232
 symmetry and, 274
 reflections, mapping and, 232
 reflexive property of congruence, 156
 reflexive property of equality–congruence, 70
 regular polygons, 224–225, 504–507, 521, 545
 regular pyramid, 545, 547–550
 revolution, solids of. *See* solids of revolution
 rhombuses
 area of, 502–503, 521
 basics of, 197–199
 definition of, 187, 215
 theorems to prove, 200–202
 right angle, 19
 right triangle
 classifying triangles as, 122
 hypotenuse–leg (HL) theorem and, 158
 Pythagorean theorem and, 355–356, 379–380
 rules for, 359–360
 slope formula and, 377–378
 special, 403–405
 terms for, 400
 trigonometric functions and, 401–402
 rigid motions
 basics of, 230–232
 congruence and, 279–281
 properties of, 270
 See also reflections;
 rotations; translations
 rise, 340–343
 rotational symmetry, 275

rotations
 basics of, 251–252
 on the coordinate plane, 257–259
 drawing, 253–255
 finding angle of, 256–257
 finding center of, 260–261
 properties of, 270
 symmetry and, 275
 as type of rigid motion, 230
 rotations, center of, 251–252, 260–261, 275
 run, 340–343

S
 same-side interior angles, 91
 same-side interior angles theorem, 103–104, 105
 scale factor, 296–299, 312–313
 scalene triangle, 121, 376–377
 secants, 471–474
 sectors, 430, 514–515, 521
 segment addition postulate, 8–10
 segment bisectors, 12–13
 semicircle, 431
 shapes
 inscribed, 458–459
 one-dimensional, 5
 two-dimensional, 6
 side-angle-side (SAS) congruence, 144–148, 159
 side-angle-side (SAS) similarity theorem, 322, 325
 side-side-side (SSS) congruence, 142–143, 159
 side-side-side (SSS) similarity, 324–325
 sides, comparing, 177–181
 similar figures, 310–315
 similar triangles, 319–326
 sine (sin), 401–402
 sines, law of, 409–412
 skew lines, 89
 slant height, 546
 slope, 340–349
 slope formula, 374, 377–378, 387–390
 solids, 532
 solids of revolution
 on the coordinate plane, 602–604
 definition of, 599–604
 surface area of, 602, 603
 volume of, 600–601, 604

space figures, 532
 special right triangles, 403–405
 spheres
 definition of, 579
 surface area of, 580–583
 volume of, 583–585, 590
 square roots, 357–358
 squares
 basics of, 204–205
 definition of, 187, 215
 rotating, 254
 standard form, converting to, 481–484
 straight angle, 20
 straight line, 343
 straightedge, 41
 substitution property of equality, 71
 supplementary angles, 30–31
 surface area
 basics of, 532
 of composite figures, 591–593
 of cones, 551–553
 of cylinders, 539–541
 formulas for, 589–590
 of hemisphere, 582–583
 of prisms, 533–538
 of pyramids, 545–550
 of solids of revolution, 602, 603
 of spheres, 580–583
 syllogism, law of, 62, 64, 65
 symmetric property of congruence, 71
 symmetric property of equality, 71
 symmetry, 274

T
 tangency, point of, 463
 tangent (tan), 401–402, 463–467
 tangents, secants and, 474
 theorems
 about chords, 447–451
 alternate exterior angles theorem, 102–103, 105
 alternate interior angles theorem, 101, 105, 156
 angle bisector theorem, 333–335
 centroid theorem, 169–170
 circumcenter theorem, 166–167

- converse of alternate exterior angles theorem, 109–110
 - converse of alternate interior angles theorem, 109, 111–112
 - converse of isosceles triangle theorem, 125
 - converse of perpendicular bisectors theorem, 164
 - converse of same-side interior angles theorem, 109–110, 113
 - corollary to the triangle proportionality theorem, 332–333
 - definition of, 8
 - hypotenuse-leg (HL) theorem, 158, 159
 - incenter theorem, 167–168
 - isosceles triangle theorem, 124
 - perpendicular bisectors theorem, 163
 - polygon exterior angle-sum theorem, 223
 - to prove parallelograms, 190–193
 - to prove rhombuses, 200–202
 - Pythagorean theorem, 355–360, 379–380, 478–480
 - same-side interior angles theorem, 103–104, 105
 - side-angle-side (SAS) similarity theorem, 322, 325
 - side-side-side (SSS) similarity theorem, 324, 325
 - triangle angle-sum theorem, 130, 141
 - triangle inequality theorem, 179
 - triangle proportionality theorem, 329–331, 334–335
 - theta, θ , definition of, 400
 - three-dimensional (3-D) composite figures, 589
 - three-dimensional (3-D) figures, 532
 - tick marks, 11
 - transformation
 - compositions of, 265–266
 - dilations, 295–304
 - as type of rigid motion, 230
 - transitive property of congruence, 71, 74
 - transitive property of equality, 71
 - translation vector, 244–247
 - translations
 - basics of, 243–247
 - compositions of, 267–268
 - properties of, 270
 - as type of rigid motion, 230
 - transversal angle pairs, 91–92
 - transversals, 90–95
 - trapezoids
 - area of, 499–501, 520
 - basics of, 209–211
 - definition of, 187, 215
 - isosceles, 212–213, 215
 - triangle angle-sum theorem, 129
 - triangle bisectors
 - altitude, 171
 - centroid, 168–170
 - circumcenter, 165–167
 - incenter, 167–168
 - median, 168–170
 - orthocenter, 171
 - perpendicular bisectors, 163–165
 - points of concurrencies, 172–173
 - triangle inequalities, 177–181
 - triangle inequality theorem, 179
 - triangle proofs, coordinate. *See* coordinate triangle proofs
 - triangle proportionality theorem, 329–331, 334–335
 - triangles
 - acute triangle, 121, 359–360
 - angle measures in polygons and, 220–222
 - area of, 493–495, 520
 - classifying, 121–125
 - congruence and, 139–148, 153–160
 - congruence summary for, 159–160
 - definition of, 4, 120
 - equiangular triangle, 122
 - equilateral triangle, 121, 506
 - isosceles triangle, 121, 124–125, 374–376
 - naming, 120
 - number of sides in, 219
 - obtuse triangle, 121, 359–360
 - proportions and, 329–335
 - right triangle, 122, 158, 355–356, 359–360, 377–380, 400–405
 - scalene triangle, 121, 376–377
 - similar, 319–326
 - special right, 403–405
 - types of, 120–125
 - triangular prisms, 533, 538, 561–562
 - trigonometric functions, 401–402
 - trigonometric ratios, 400–405
 - trigonometry, definition of, 400
 - two or more transversals, 93–95
 - two-column proofs, 72–75
 - two-dimensional shapes, 6
- U**
- undefined slope, 342
 - units squared, 490
- V**
- vertex
 - angles and, 17
 - definition of, 3
 - vertical angles, 27
 - vertical lines, 352
 - vertices, 532, 545
 - volume
 - basics of, 557
 - of composite figures, 593–596
 - of cones, 572–574, 589
 - of cylinders, 562–565, 590
 - formulas for, 589–590
 - of frustum, 574–575
 - of hemisphere, 585, 590
 - of prisms, 558–562, 590
 - of pyramids, 569–571, 590
 - of solids of revolution, 600–601, 604
 - of spheres, 583–585, 590
- X**
- x -axis line of reflection, 238–239
- Y**
- $y = x$ line of reflection, 238–239
 - y -axis line of reflection, 238–239
 - y -intercept, 349–352
- Z**
- zero slope, 342

